

Creatività, tecnologia, qualità, servizio.

Quattro parole per sintetizzare la nostra filosofia aziendale.

Creatività nel proporre soluzioni personalizzate, calibrate sulle specifiche necessità dei clienti.

Tecnologia all'avanguardia nella progettazione e nella costruzione.

Qualità nel processo produttivo certificato e nei materiali, grazie ad un'accurata scelta tra i più qualificati fornitori sul territorio nazionale, veri e propri partner con i quali collaboriamo per sviluppare prodotti sempre migliori.

Servizio nell'assistenza pre e post-vendita, grazie ad una rete commerciale formata da collaboratori preparati ed efficienti.

Siamo un'azienda italiana che propone un prodotto tutto italiano, dallo studio alla produzione.

Abbiamo a cuore la qualità del prodotto e sappiamo di poter garantire un altissimo standard, grazie anche all'impegno quotidiano di tutte le persone che lavorano per noi e con noi.

Per poter offrire un servizio sempre più preciso e puntuale, abbiamo creato due nuove divisioni specializzate.

AS CONNECTORS, che si occupa della produzione e della commercializzazione di connettori e prolunghie standard.

AS SOLUTIONS, che crea e sviluppa soluzioni personalizzate su richiesta specifica dei clienti, proponendosi come vero e proprio "problem solving partner".

# Yes, We Connect!

*Creativity, technology, quality, service.*

*Four words in order to synthesize our company philosophy.*

*Creativity in proposing personalized solutions, calibrated on costumers' specific needs.*

*Vanguard technology in design and construction.*

*Quality in certificated productive process and in equipments, thanks to a careful choice out of all more qualified suppliers on the national territory, real partners with who we collaborate to develop products better and better.*

*Service in assistance fore and post-sale, thanks to a trading network formed by ready and efficient collaborators.*

*We are an Italian Company that propose a Italian product, from the study to the production.*

*We have the quality of the product at heart and we can guarantee a very high standard, thanks also to the daily commitment of the people who work for us and*



*with us.*

*In order to be able to offer a more and more accurate and punctual service, we have created two new specialized divisions.*

*AS CONNECTORS, who deals with the production and the marketing of connectors and standard extension cord.*

*AS SOLUTIONS, that creates and develops personalized solutions on costumers specific request, standing as real problem solving partner.*



AZIENDA CON SISTEMA DI QUALITÀ CERTIFICATO ISO 9001:2008  
CERTIFICATO N° IT251193



**Connettori Precablati**

- Connettori M8 3 poli
- Connettori M8 4 poli
- Connettori M8 3/4 poli snap
- Connettori M12 3 poli
- Connettori M12 4 poli
- Connettori M12 5 poli
- Connettori M12 6 poli
- Connettori M12 8 poli
- Connettori M12 12 poli
- Connettori M12 17 poli

**Pre-wired connectors.....pag 5**

- 3 pins M8 connectors ..... " 6
- 4 pins M8 connectors ..... " 8
- 3/4 pins M8 snap connectors ..... " 10
- 3 pins M12 connectors ..... " 11
- 4 pins M12 connectors ..... " 14
- 5 pins M12 connectors ..... " 17
- 6 pins M12 connectors ..... " 19
- 8 pins M12 connectors ..... " 21
- 12 pins M12 connectors ..... " 23
- 17 pins M12 connectors ..... " 25



**Prolunghe**

- Prolunghe M8 M12 Lineari
- Prolunghe M8 M12 a Y

**Extenders .....pag 27**

- M8 M12 Extensions Straight ..... " 28
- M8 M12 Y Extensions ..... " 38



**Raccordi**

- Raccordi a T
- Raccordi a Y
- Adattatori

**Fittings .....pag 47**

- Fittings T ..... " 48
- Fittings Y ..... " 49
- Adapters ..... " 50



**Connettori a incasso e per C.S.**

- Connettori da incasso M8 femmina
- Connettori da incasso M8 maschio
- Connettori da incasso M12 femmina
- Connettori da incasso M12 maschio
- Connettori M12 per C.S.

**Flush type connectors and for PCB .....pag 51**

- M8 female flush type connectors ..... " 52
- M8 male flush type connectors ..... " 54
- M12 female flush type connectors ..... " 57
- M12 male flush type connectors ..... " 69
- M12 connectors for PCB ..... " 78




**Ripartitori e Box sensori/attuatori**

- Ripartitori M8
- Ripartitori M12
- Box M8
- Box M12
- Spider
- Cavo ciabatta M23

**Sensors/actuators Boxes and Splitters.....pag 79**

- M8 Splitters ..... " 80
- M12 Splitters ..... " 84
- M8 Boxes ..... " 88
- M12 Boxes ..... " 92
- Spider ..... " 96
- M23 box cable ..... " 98



**Connettori e prolunghe per reti Ethernet**

- Connettori per reti Ethernet 4 poli
- Prolunghe per reti Ethernet 4 poli
- Connettori per reti Ethernet 8 poli
- Prolunghe per reti Ethernet 8 poli

**Connettori e prolunghe per reti Profinet/Ethercat**

- Connettori per reti Profinet/Ethercat
- Prolunghe per reti Profinet/Ethercat

**Connettori e prolunghe per reti Sercos III**

**Prolunghe M12 Codifica X**

**Connettori e prolunghe per reti Profibus**

- Connettori per reti Profibus
- Prolunghe per reti Profibus
- Applicazioni per reti Profibus
- Terminatori di rete Profibus

**Connettori e prolunghe per reti Devicenet**

- Connettori per reti Devicenet
- Prolunghe per reti Devicenet

**Connettori e prolunghe per reti Can Open**

- Connettori per reti Can Open
- Prolunghe per reti Can Open
- Applicazioni per reti Can Open

**Connettori EN175301-803**

- Connettori EN175301-803 forma A con cavo
- Connettori EN175301-803 forma B con cavo
- Connettori EN175301-803 forma C con cavo

**Connettori 7/8" con cavo**

**Connettori a cablare, cavi e accessori**

- Connettori a cablare M8
- Connettori a cablare M12
- Connettori a cablare e raccordi a T 7/8"
- Accessori
- Cavi sensori/barriere/box/attuatori
- Cavi per Reti

**Condizioni generali di vendita**

**Connectors and extenders for Ethernet networks .....pag 99**

- Network connectors Ethernet 4 pins* ..... " 100
- Network extensions Ethernet 4 pins* ..... " 103
- Network connectors Ethernet 8 pins* ..... " 105
- Network extensions Ethernet 8 pins* ..... " 108

**Connectors and extenders for Profinet/Ethercat networks .. " 109**

- Network connectors Profinet/Ethercat* ..... " 110
- Network extensions Profinet/Ethercat* ..... " 115

**Connectors and extenders for Sercos III ..... " 117**

**Double M12 X Coded ..... " 121**

**Connectors and extenders for Profibus networks .....pag 123**

- Profibus network connectors* ..... " 124
- Profibus network extensions Profibus* ..... " 126
- Profibus network applications* ..... " 127
- Profibus network terminators* ..... " 128

**Connectors and extenders for Devicenet networks ..... " 129**

- Devicenet network connectors* ..... " 130
- Devicenet network extensions Profibus* ..... " 134

**Connectors and extenders for Can Open networks ..... " 137**

- Can Open network connectors* ..... " 138
- Can Open network extensions Profibus* ..... " 140
- Can Open network applications* ..... " 143

**EN175301-803 connectors..... " 145**


- EN175301-803 A form with cable* ..... " 146
- EN175301-803 B form with cable* ..... " 147
- EN175301-803 C form with cable* ..... " 149

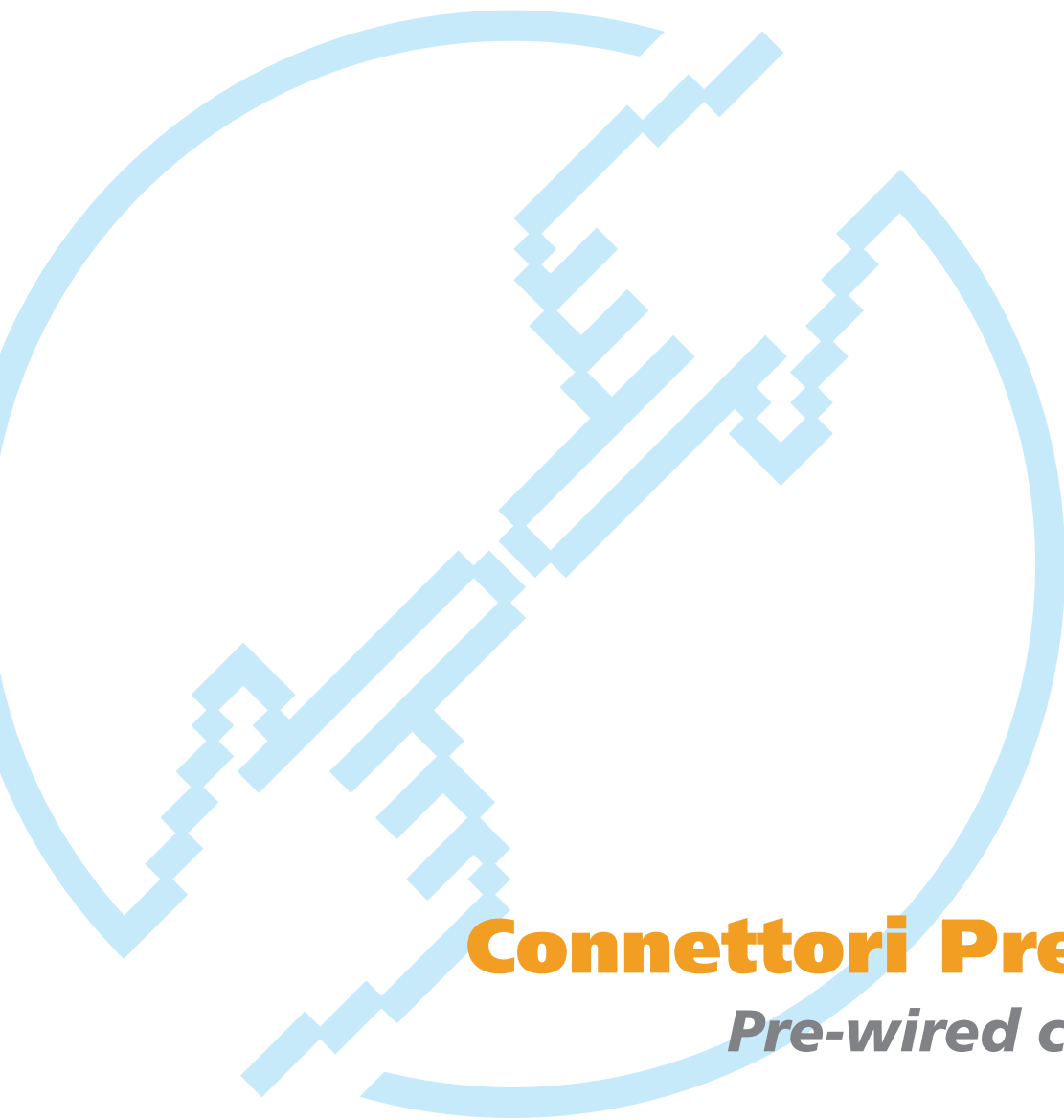
**7/8" Connectors with cable ..... " 151**

**EN175301-803 connectors and 7/8" connectors.....pag 155**

- M8 cabling Connectors* ..... " 156
- M12 cabling Connectors* ..... " 157
- 7/8" cabling connector and elbows T* ..... " 161
- Accessories* ..... " 163
- Sensors/actuators cables* ..... " 165
- Networks Cables* ..... " 166

**General conditions of sale .....pag 176**





# Connettori Precablati

*Pre-wired connectors*

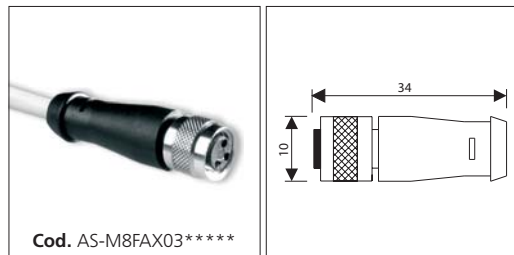
**M8**



**M12**

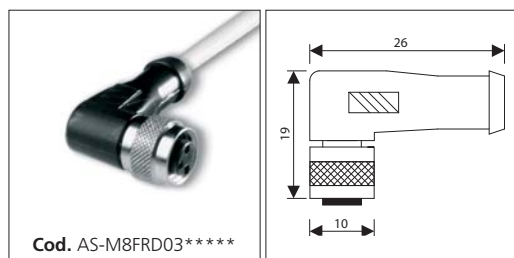


FEMMINA AX / FEMALE AX

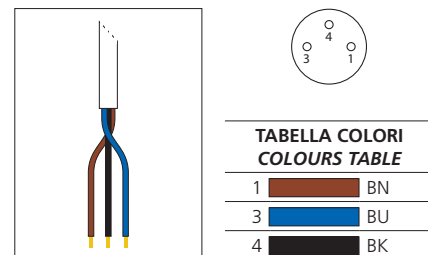


Cod. AS-M8FAX03\*\*\*\*\*

FEMMINA RD / FEMALE RD



Cod. AS-M8FRD03\*\*\*\*\*



CONFIGURAZIONI AGGIUNTIVE / MORE CONFIGURATIONS

Ghiera Inox AISI 304 / Inox AISI 304 Ring Nut	min. 50 pcs	X
Connettore schermato / Shielded Connector		H

MATERIALI

Portacontatto in ABS UL94 V0 autoestinguente. Contatto stampato in bronzo fosforoso e doratura gold flash (femmina). Ghiera di tenuta meccanica in Ottone Nichelato. Corpo connettore in poliammide nero. O-ring di tenuta in NBR (femmina).

MATERIALS

Contact plug holder: self-extinguishing ABS UL94 V0. Contact: phosphorouse bronze with gold flash (female). Metal ring nut: nickel-plated brass. Body connector: black polyamide. O-ring: NBR (female).

**COMPOSIZIONE CODICE  
CODE COMPOSITION**

Tipologia cavo (vedi cod. in tabella)  
Cable type (code like table)

AX = Dritto / Straight  
RD = 90°

AS-M8F\*\*03050\* \*\*/\*

lunghezza cavo  
cable length  
001 = 10 cm  
010 = 1 m  
100 = 10 m

**CONFIGURAZIONI AGGIUNTIVE  
MORE CONFIGURATIONS**

G = grafoplast

H = connettore schermato  
shielded connector  
X = ghiera inox / inox ring nut  
HX = connettore schermato  
e ghiera inox  
shielded connector  
and inox ring nut

SPECIFICHE TECNICHE

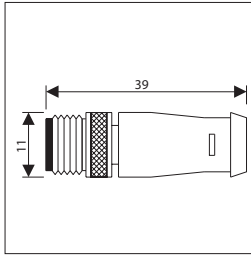
SPECIFICHE TECNICHE	TECHNICAL SPECIFICATIONS
Normativa di riferimento	Reference standards IEC 61076-2-104
Corrente Nominale	Nominal Currents 3 A
Tensione Nominale	Nominal Voltage 60 V AC-DC
Grado di protezione	Protection Class IP67
Resistività di massa	Resistance ≤ 5mΩ
Temperatura di esercizio (connettore)	Working Temperature -20/+80°C Fix Install

3 CONDUTTORI / 3 WIRE

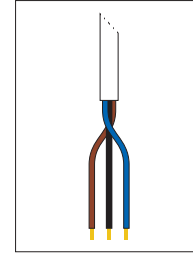
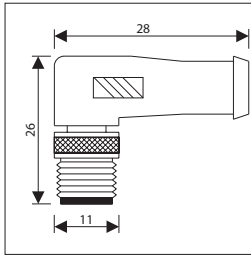
COD.	"C"	"CN"	"R"	"RN"	"CS"	"RS"
SPECIFICHE CAVO CABLE SPECIFICATIONS	CAVO PVC UL/CSA UL/CSA PVC CABLE	CAVO PVC UL/CSA UL/CSA PVC CABLE	CAVO PUR UL/CSA UL/CSA PUR CABLE	CAVO PUR UL/CSA UL/CSA PUR CABLE	CAVO PVC SCHERMATO PVC SHIELDED CABLE	CAVO PUR SCHERMATO PUR SHIELDED CABLE
Sezioni Sections	3 x 22AWG (3 x 0.35) 80° - 300 V	3 x 22AWG (3 x 0.35) 80° - 300 V	3 x 22AWG (3 x 0.35) 80° - 300 V	3 x 22AWG (3 x 0.35) 80° - 300 V	3 x 22AWG (3 x 0.35) ST 80° - 300 V	3 x 22AWG (3 x 0.35) ST 80° - 300 V
Diametri Diameter	4.7 +/- 0.2	4.5 +/- 0.2	4.5 +/- 0.2	4.5 +/- 0.2	4.8 +/- 0.2	4.8 +/- 0.2
Conduttori Conductor	PVC classe 6 FLEX 32 x 0.10	PVC classe 6 FLEX 19 x 0.15	PVC classe 6 FLEX 19 x 0.15	PVC classe 6 FLEX 19 x 0.15	PVC classe 6 FLEX 19 x 0.15	PVC classe 6 FLEX 19 x 0.15
Guaina Esterna Outer Jacket	PVC UL/CSA Oil Resistant UL 1581 STYLE 2464 Grey Ral 7035 Flam Test FT1	PVC UL/CSA Oil Resistant ISO 6722 STYLE 2464 Black RAL 9005 Flame Test FT1	PUR compound Oil resistant ISO 6722 STYLE 21441 Grey Ral 7035 Flam Test FT2	PUR compound Oil resistant ISO 6722 STYLE 21441 Black Flam Test FT2	PVC UL/CSA Oil resistant ISO 6722 STYLE 2464 Grey Ral 7035 Flam Test FT1	PUR Compound Oil resistant ISO 6722 STYLE 21441 Grey Ral 7035 Flam Test FT2
Normative di riferimento Reference standards						
Temperatura di esercizio Working temperature	-15 / +80°C Static App. +5 / +80°C Dynamic App.	-5 / +80°C Static App. +5 / +80°C Dynamic App.	-30 / +80°C Static App. -5 / +80°C Dynamic App.	-30 / +80°C Static App. -5 / +80°C Dynamic App.	-5 / +80°C Static App.	-30 / +80°C Static App. -5 / +80°C Dynamic App.
Raggio di curvatura Bending radius	10 x Ø esterno	10 x Ø esterno	10 x Ø esterno	10 x Ø esterno	10 x Ø esterno	10 x Ø esterno
Schermatura Shield	---	---	---	---	A treccia - Copertura ≥ 80% Braided coverage ≥ 80%	A treccia - Copertura ≥ 80% Braided coverage ≥ 80%
Velocità di traslazione Traslation's speed	90 mt / min	90 mt / min	120 mt / min	120 mt / min	---	---
Accelerazione Acceleration	4 mt / secq	4 mt / secq	5 mt / secq	5 mt / secq	---	5 mt / secq

**MASCHIO AX / MALE AX**


Cod. AS-M8MAX03\*\*\*\*\*


**MASCHIO RD / MALE RD**


Cod. AS-M8MRD03\*\*\*\*\*


**TABELLA COLORI  
COLOURS TABLE**

1	BN
3	BU
4	BK

**CONFIGURAZIONI AGGIUNTIVE / MORE CONFIGURATIONS**

Ghiera Inox AISI 304 / <i>Inox AISI 304 Ring Nut</i>	min. 50 pcs	<b>X</b>
Connettore schermato / <i>Shielded Connector</i>		<b>H</b>

**MATERIALI**

Portacontatto in ABS UL94 V0 autoestinguente. Contatto tornito in ottone dorato AU03 (maschio). Ghiera di tenuta meccanica in Ottone Nichelato. Corpo connettore in poliammide nero.

**MATERIALS**

Contact plug holder: self-extinguishing ABS UL94 V0. Turned contact: gold plating AU03 (male). Metal ring nut: nickel-plated brass. Body connector: black polyamide.

**COMPOSIZIONE CODICE  
CODE COMPOSITION**

Tipologia cavo (vedi cod. in tabella)  
Cable type (code like table)

AX = Dritto / Straight  
RD = 90°

AS-M8M\*\*03050\*\*/\*

lunghezza cavo  
cable length

001 = 10 cm  
010 = 1 m  
100 = 10 m

**CONFIGURAZIONI AGGIUNTIVE  
MORE CONFIGURATIONS**

G = grafoplast

H = connettore schermato  
shielded connector

X = ghiera inox / *inox ring nut*

HX = connettore schermato e ghiera inox  
shielded connector and *inox ring nut*

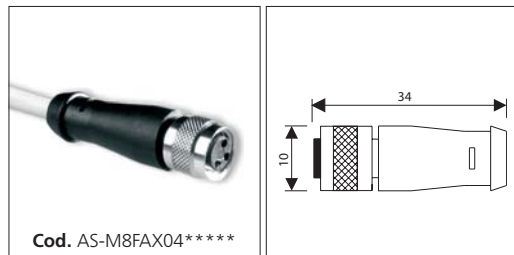
**SPECIFICHE TECNICHE**
**TECHNICAL SPECIFICATIONS**

Normativa di riferimento	<i>Reference standards</i>	IEC 61076-2-104
Corrente Nominale	<i>Nominal Currents</i>	3 A
Tensione Nominale	<i>Nominal Voltage</i>	60 V AC-DC
Grado di protezione	<i>Protection Class</i>	IP67
Resistività di massa	<i>Resistance</i>	≤ 5mΩ
Temperatura di esercizio (connettore)	<i>Working Temperature</i>	-20/+80°C Fix Install

**3 CONDUTTORI / 3 WIRE**

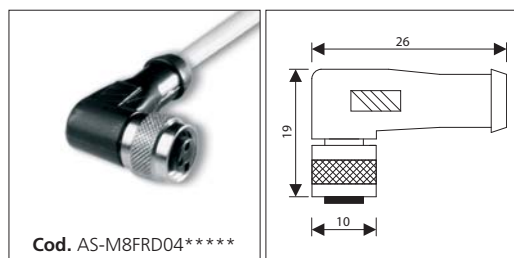
COD.	"C"	"CN"	"R"	"RN"	"CS"	"RS"
SPECIFICHE CAVO CABLE SPECIFICATIONS	CAVO PVC UL/CSA UL/CSA PVC CABLE	CAVO PVC UL/CSA UL/CSA PVC CABLE	CAVO PUR UL/CSA UL/CSA PUR CABLE	CAVO PUR UL/CSA UL/CSA PUR CABLE	CAVO PVC SCHERMATO PVC SHIELDED CABLE	CAVO PUR SCHERMATO PUR SHIELDED CABLE
Sezioni <i>Sections</i>	3 x 22AWG (3 x 0.35) 80° - 300 V	3 x 22AWG (3 x 0.35) 80° - 300 V	3 x 22AWG (3 x 0.35) 80° - 300 V	3 x 22AWG (3 x 0.35) 80° - 300 V	3 x 22AWG (3 x 0.35) ST 80° - 300 V	3 x 22AWG (3 x 0.35) ST 80° - 300 V
Diametri <i>Diameter</i>	4.7 +/- 0.2	4.5 +/- 0.2	4.5 +/- 0.2	4.5 +/- 0.2	4.8 +/- 0.2	4.8 +/- 0.2
Conduttori <i>Conductor</i>	PVC classe 6 FLEX 32 x 0.10	PVC classe 6 FLEX 19 x 0.15	PVC classe 6 FLEX 19 x 0.15	PVC classe 6 FLEX 19 x 0.15	PVC classe 6 FLEX 19 x 0.15	PVC classe 6 FLEX 19 x 0.15
Guaina Esterna <i>Outer Jacket</i>	PVC UL/CSA Oil Resistant UL 1581 STYLE 2464 Grey Ral 7035 Flam Test FT1	PVC UL/CSA Oil Resistant ISO 6722 STYLE 2464 Black RAL 9005 Flame Test FT1	PUR compound Oil resistant ISO 6722 STYLE 21441 Grey Ral 7035 Flam Test FT2	PUR compound Oil resistant ISO 6722 STYLE 21441 Black Flam Test FT2	PVC UL/CSA Oil resistant ISO 6722 STYLE 2464 Grey Ral 7035 Flam Test FT1	PUR Compound Oil resistant ISO 6722 STYLE 21441 Grey Ral 7035 Flam Test FT2
Normative di riferimento <i>Reference standards</i>						
Temperatura di esercizio <i>Working temperature</i>	-15 / +80°C Static App. +5 / +80°C Dynamic App.	-5 / +80°C Static App. +5 / +80°C Dynamic App.	-30 / +80°C Static App. -5 / +80°C Dynamic App.	-30 / +80°C Static App. -5 / +80°C Dynamic App.	-5 / +80°C Static App.	-30 / +80°C Static App. -5 / +80°C Dynamic App.
Raggio di curvatura <i>Bending radius</i>	10 x Ø esterno	10 x Ø esterno	10 x Ø esterno	10 x Ø esterno	10 x Ø esterno	10 x Ø esterno
Schermatura <i>Shield</i>	---	---	---	---	A treccia - Copertura ≥ 80% Braided coverage ≥ 80%	A treccia - Copertura ≥ 80% Braided coverage ≥ 80%
Velocità di traslazione <i>Traslation's speed</i>	90 mt / min	90 mt / min	120 mt / min	120 mt / min	---	---
Accelerazione <i>Acceleration</i>	4 mt / seq	4 mt / seq	5 mt / seq	5 mt / seq	---	5 mt / seq

### FEMMINA AX / FEMALE AX



Cod. AS-M8FAX04\*\*\*\*\*

### FEMMINA RD / FEMALE RD



Cod. AS-M8FRD04\*\*\*\*\*

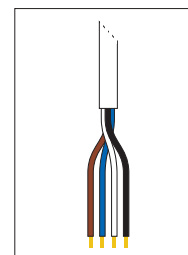


TABELLA COLORI  
COLOURS TABLE

1	BN
2	WH
3	BU
4	BK

### CONFIGURAZIONI AGGIUNTIVE / MORE CONFIGURATIONS

Ghiera Inox AISI 304 / <i>Inox AISI 304 Ring Nut</i>	min. 50 pcs	X
Connettore schermato / <i>Shielded Connector</i>		H

### MATERIALI

Portacontatto in ABS UL94 V0 autoestinguente. Contatto stampato in bronzo fosforoso e doratura gold flash (femmina). Ghiera di tenuta meccanica in Ottone Nichelato. Corpo connettore in poliammide nero. O-ring di tenuta in NBR (femmina).

### MATERIALS

Contact plug holder: self-extinguishing ABS UL94 V0. Contact: phosphorous bronze with gold flash (female). Metal ring nut: nickel-plated brass. Body connector: black polyamide. O-ring: NBR (female).

**COMPOSIZIONE CODICE**  
CODE COMPOSITION

Tipologia cavo (vedi cod. in tabella)  
Cable type (code like table)

AX = Dritto / Straight  
RD = 90°

AS-M8F\*\*04050\* \*\*/\*

lunghezza cavo  
cable length  
001 = 10 cm  
010 = 1 m  
100 = 10 m

**CONFIGURAZIONI AGGIUNTIVE**  
MORE CONFIGURATIONS

G = grafoplast

H = connettore schermato  
shielded connector  
X = ghiera inox / *inox ring nut*  
HX = connettore schermato e ghiera inox  
shielded connector and *inox ring nut*

### SPECIFICHE TECNICHE

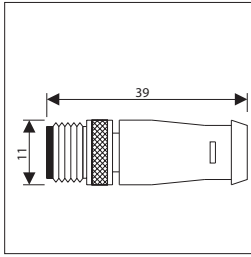
TECNICAL SPECIFICATIONS	Reference standards	IEC 61076-2-104
Normativa di riferimento	Reference standards	IEC 61076-2-104
Corrente Nominale	Nominal Currents	3 A
Tensione Nominale	Nominal Voltage	30 V AC-DC
Grado di protezione	Protection Class	IP67
Resistività di massa	Resistance	≤ 5mΩ
Temperatura di esercizio (connettore)	Working Temperature	-20/+80°C Fix Install

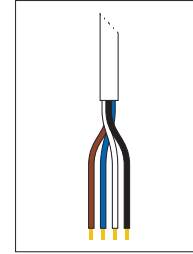
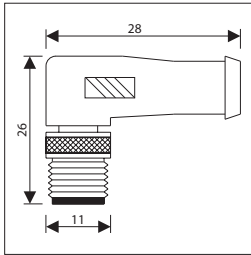
### 4 CONDUTTORI / 4 WIRE

COD.	"C"	"CUY"	"CN"	"CUN"	"R"	"RUY"	"RN"	"RUN"	"CS"	"CSUN"	"RS"
<b>SPECIFICHE CAVO</b> CABLE SPECIFICATIONS	CAVO PVC UL/CSA UL/CSA PVC CABLE	CAVO PVC UL/CSA UL/CSA PVC CABLE	CAVO PVC UL/CSA UL/CSA PVC CABLE	CAVO PVC UL/CSA UL/CSA PVC CABLE	CAVO PUR UL/CSA UL/CSA PUR CABLE	CAVO PUR UL/CSA UL/CSA PUR CABLE	CAVO PUR UL/CSA UL/CSA PUR CABLE	CAVO PUR UL/CSA UL/CSA PUR CABLE	CAVO PVC SCHERMATO SHIELDED PVC CABLE	CAVO PVC SCHERMATO PVC SHIELDED CABLE	CAVO PUR SCHERMATO SHIELDED PUR CABLE
Sezioni Sections	4 x 24AWG (4 x 0.25) 80° - 300 V	4 x 24AWG (4 x 0.25) 80° - 300 V	4 x 24AWG (4 x 0.25) 80° - 300 V	4 x 22AWG (4 x 0.34) 80° - 300 V	4 x 24AWG (4 x 0.25) 80° - 300 V	4 x 24AWG (4 x 0.25) 80° - 300 V	4 x 24AWG (4 x 0.25) 80° - 300 V	4 x 24AWG (4 x 0.25) 80° - 300 V	4 x 24AWG (4 x 0.25) ST 80° - 300 V	4 x 22AWG (4 x 0.34) ST 80° - 300 V	4 x 24AWG (4 x 0.25) ST 80° - 300 V
Diametri Diameter	4.6 +/- 0.2	4.8 +/- 0.2	4.6 +/- 0.2	4.8 +/- 0.2	4.6 +/- 0.2	4.0 +/- 0.2	4.7 +/- 0.2	4.9 +/- 0.2	4.9 +/- 0.2	5.4 +/- 0.2	4.8 +/- 0.2
Conduttori Conductor	PVC classe 6 FLEX 32 x 0.10	PVC FLEX 32 x 0.10	PVC classe 6 FLEX 32 x 0.10	PVC classe 6 FLEX 19 x 0.15	PVC classe 6 FLEX 19 x 0.13	PVC classe 6 FLEX 32 x 0.10	PVC classe 6 FLEX 19 x 0.13	PVC classe 6 FLEX 19 x 0.15	PVC classe 6 FLEX 19 x 0.13	PVC classe 6 FLEX 42 x 0.10	PVC classe 6 FLEX 19 x 0.13
Guaina Esterna Outer Jacket	PVC UL/CSA Oil resistant UL 1581 STYLE 2464 Grey Ral 7035 Flam Test FT1	PVC UL/CSA Oil resistant UL 1581 STYLE 2464 Yellow RAL 1021 DESINA Flam Test	PVC UL/CSA Oil resistant UL 1581 STYLE 2464 Black Flam Test FT1	PUR UL/CSA Oil resistant ISO 6722 STYLE 2464 Black Flam Test FT1	PUR compound Oil resistant ISO 6722 STYLE 21441 Grey Ral 7035 Flam Test FT2	PUR UL/CSA STYLE 20549 Yellow RAL 1021 DESINA Flam Test FT1	PUR Compound Oil resistant ISO 6722 STYLE 21441 Black - RAL9005 Flam Test FT2	PUR UL/CSA Oil resistant ISO 6722 STYLE 21441 Black RAL 9005 Flam Test FT2	PVC CEI 2022 - II Oil resistant ISO 6722 STYLE 2464 Grey Ral 7035 Flam Test FT1	PVC UL/CSA Oil resistant UL 1581 STYLE 2464 Black Flam Test FT1	PUR Compound Oil resistant ISO 6722 STYLE 20549 Grey Ral 7035 Flam Test FT1
Normative di riferimento Reference standards											
Temperatura di esercizio Working temperature	-5 / +80°C Static App. +5 / +80°C Dynamic App.	-5 / +80°C Static App. +5 / +80°C Dynamic App.	-5 / +80°C Static App. +5 / +80°C Dynamic App.	-5 / +80°C Static App. +5 / +80°C Dynamic App.	-30 / +80°C Static App. -5 / +80°C Dynamic App.	-15 / +80°C Static App. +5 / +80°C Dynamic App.	-30 / +80°C Static App. -5 / +80°C Dynamic App.	-30 / +80°C Static App. -5 / +80°C Dynamic App.	-15 / +80°C Static App.	-15 / +80°C Static App.	-5 / +80°C Static App. +5 / +80°C Dynamic App.
Raggio di curvatura Bending radius	10 x Ø esterno	10 x Ø esterno	10 x Ø esterno	10 x Ø esterno	10 x Ø esterno	10 x Ø esterno	10 x Ø esterno	10 x Ø esterno	10 x Ø esterno	12 x Ø esterno	10 x Ø esterno
Schermatura Shield	---	---	---	---	---	---	---	---	A treccia - Copertura ≥ 80% Braided coverage ≥ 80%	A treccia - Copertura ≥ 80% Braided coverage ≥ 80%	A treccia - Copertura ≥ 80% Braided coverage ≥ 80%
Velocità di traslazione Translation's speed	90 mt / min	90 mt / min	90 mt / min	120 mt / min	150 mt / min	---	150 mt / min	200 mt / min	---	---	40 mt / min
Accelerazione Acceleration	4 mt / seqq	4 mt / seqq	5 mt / seqq	4 mt / seqq	4 mt / seqq	---	4 mt / seqq	30 mt / seqq	---	---	10 mt / seqq



**MASCHIO AX / MALE AX**

**Cod. AS-M8MAX04\*\*\*\***

**MASCHIO RD / MALE RD**

**Cod. AS-M8MRD04\*\*\*\***

**TABELLA COLORI  
COLOURS TABLE**

1	BN
2	WH
3	BU
4	BK

**CONFIGURAZIONI AGGIUNTIVE / MORE CONFIGURATIONS**

Ghiera Inox AISI 304 / <i>Inox AISI 304 Ring Nut</i>	min. 50 pcs	X
Connettore schermato / <i>Shielded Connector</i>		H

**MATERIALI**

Portacontatto in ABS UL94 V0 autoestinguente. Contatto tornito in ottone dorato AU03 (maschio). Ghiera di tenuta meccanica in Ottone Nichelato. Corpo connettore in poliammide nero.

**MATERIALS**

Contact plug holder: self-extinguishing ABS UL94 V0. Turned contact: gold plating AU03 (male). Metal ring nut: nickel-plated brass. Body connector: black polyamide.

**COMPOSIZIONE CODICE  
CODE COMPOSITION**

Tipologia cavo (vedi cod. in tabella)  
Cable type (code like table)

AX = Dritto / Straight  
RD = 90°

AS-M8M\*\*04050\*\*/\*

lunghezza cavo cable length  
001 = 10 cm  
010 = 1 m  
100 = 10 m

**CONFIGURAZIONI AGGIUNTIVE  
MORE CONFIGURATIONS**

G = grafoplast

H = connettore schermato shielded connector  
X = ghiera inox / *inox ring nut*  
HX = connettore schermato e ghiera inox shielded connector and *inox ring nut*

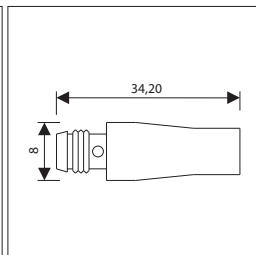
**SPECIFICHE TECNICHE**
**TECHNICAL SPECIFICATIONS**

Normativa di riferimento	Reference standards	IEC 61076-2-104
Corrente Nominale	Nominal Currents	3 A
Tensione Nominale	Nominal Voltage	30 V AC-DC
Grado di protezione	Protection Class	IP67
Resistività di massa	Resistance	≤ 5mΩ
Temperatura di esercizio (connettore)	Working Temperature	-20/+80°C Fix Install

**4 CONDUTTORI / 4 WIRE**

COD.	"C"	"CUY"	"CN"	"CUN"	"R"	"RUY"	"RN"	"RUN"	"CS"	"CSUN"	"RS"
<b>SPECIFICHE CAVO CABLE SPECIFICATIONS</b>	<b>CAVO PVC UL/CSA UL/CSA PVC CABLE</b>	<b>CAVO PVC UL/CSA UL/CSA PVC CABLE</b>	<b>CAVO PVC UL/CSA UL/CSA PVC CABLE</b>	<b>CAVO PVC UL/CSA UL/CSA PVC CABLE</b>	<b>CAVO PUR UL/CSA UL/CSA PUR CABLE</b>	<b>CAVO PUR UL/CSA UL/CSA PUR CABLE</b>	<b>CAVO PUR UL/CSA UL/CSA PUR CABLE</b>	<b>CAVO PUR UL/CSA UL/CSA PUR CABLE</b>	<b>CAVO PVC SCHERMATO SHIELDED PVC CABLE</b>	<b>CAVO PVC SCHERMATO PVC SHIELDED CABLE</b>	<b>CAVO PUR SCHERMATO SHIELDED PUR CABLE</b>
Sezioni Sections	4 x 24AWG (4 x 0.25) 80° - 300 V	4 x 24AWG (4 x 0.25) 80° - 300 V	4 x 24AWG (4 x 0.25) 80° - 300 V	4 x 22AWG (4 x 0.34) 80° - 300 V	4 x 24AWG (4 x 0.25) 80° - 300 V	4 x 24AWG (4 x 0.25) 80° - 300 V	4 x 24AWG (4 x 0.25) 80° - 300 V	4 x 24AWG (4 x 0.25) 80° - 300 V	4 x 24AWG (4 x 0.25) ST 80° - 300 V	4 x 22AWG (4 x 0.34) ST 80° - 300 V	4 x 24AWG (4 x 0.25) ST 80° - 300 V
Diametri Diameter	4.6 +/- 0.2	4.8 +/- 0.2	4.6 +/- 0.2	4.8 +/- 0.2	4.6 +/- 0.2	4.0 +/- 0.2	4.7 +/- 0.2	4.9 +/- 0.2	4.9 +/- 0.2	5.4 +/- 0.2	4.8 +/- 0.2
Conduttori Conductor	PVC classe 6 FLEX 32 x 0.10	PVC FLEX 32 x 0.10	PVC classe 6 FLEX 32 x 0.10	PVC classe 6 FLEX 19 x 0.15	PVC classe 6 FLEX 19 x 0.13	PVC classe 6 FLEX 32 x 0.10	PVC classe 6 FLEX 19 x 0.13	PVC classe 6 FLEX 19 x 0.15	PVC classe 6 FLEX 19 x 0.13	PVC classe 6 FLEX 42 x 0.10	PVC classe 6 FLEX 19 x 0.13
Guaina Esterna Outer Jacket	PVC UL/CSA Oil resistant UL 1581 STYLE 2464 Grey Ral 7035 Flam Test FT1	PVC UL/CSA Oil resistant UL 1581 STYLE 2464 Yellow RAL 1021 DESINA Flam Test	PVC UL/CSA Oil resistant UL 1581 STYLE 2464 Black Flam Test FT1	PUR UL/CSA Oil resistant ISO 6722 STYLE 2464 Black Flam Test FT1	PUR compound Oil resistant ISO 6722 STYLE 21441 Grey Ral 7035 Flam Test FT2	PUR UL/CSA STYLE 20549 Yellow RAL 1021 DESINA Flam Test FT1	PUR Compound Oil resistant ISO 6722 STYLE 21441 Black - RAL9005 Flam Test FT2	PUR UL/CSA Oil resistant ISO 6722 STYLE 21441 Black - RAL9005 Flam Test FT2	PVC CEI 2022 - II Oil resistant ISO 6722 STYLE 2464 Grey Ral 7035 Flam Test FT1	PVC UL/CSA Oil resistant UL 1581 STYLE 2464 Black Flam Test FT1	PUR Compound Oil resistant ISO 6722 STYLE 20549 Grey Ral 7035 Flam Test FT1
Normative di riferimento Reference standards											
Temperatura di esercizio Working temperature	-5 / +80°C Static App. +5 / +80°C Dynamic App.	-5 / +80°C Static App. +5 / +80°C Dynamic App.	-5 / +80°C Static App. +5 / +80°C Dynamic App.	-5 / +80°C Static App. +5 / +80°C Dynamic App.	-30 / +80°C Static App. -5 / +80°C Dynamic App.	-15 / +80°C Static App. +5 / +80°C Dynamic App.	-30 / +80°C Static App. -5 / +80°C Dynamic App.	-30 / +80°C Static App. -5 / +80°C Dynamic App.	-15 / +80°C Static App.	-15 / +80°C Static App.	-5 / +80°C Static App. +5 / +80°C Dynamic App.
Raggio di curvatura Bending radius	10 x Ø esterno	10 x Ø esterno	10 x Ø esterno	10 x Ø esterno	10 x Ø esterno	10 x Ø esterno	10 x Ø esterno	10 x Ø esterno	10 x Ø esterno	12 x Ø esterno	10 x Ø esterno
Schermatura Shield	---	---	---	---	---	---	---	---	A treccia - Copertura ≥ 80% Braided coverage ≥ 80%	A treccia - Copertura ≥ 80% Braided coverage ≥ 80%	A treccia - Copertura ≥ 80% Braided coverage ≥ 80%
Velocità di traslazione Traslation's speed	90 mt / min	90 mt / min	90 mt / min	120 mt / min	150 mt / min	---	150 mt / min	200 mt / min	---	---	40 mt / min
Accelerazione Acceleration	4 mt / seqq	4 mt / seqq	5 mt / seqq	4 mt / seqq	4 mt / seqq	---	4 mt / seqq	30 mt / seqq	---	---	10 mt / seqq

MASCHIO / MALE



Cod. AS-M8MAXP\*\*\*\*\*

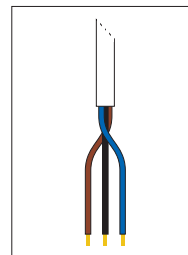


TABELLA COLORI  
COLOURS TABLE

1	BN
3	BU
4	BK

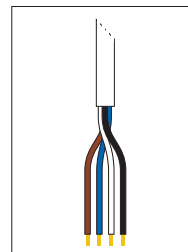


TABELLA COLORI  
COLOURS TABLE

1	BN
2	WH
3	BU
4	BK

**COMPOSIZIONE CODICE  
CODE COMPOSITION**

AS-M8MAXP\*\*050\*\*/\*

03 = 3 pins  
04 = 4 pins

Tipologia cavo (vedi cod. in tabella)  
Cable type (code like table)

lunghezza cavo  
Cable length  
001 = 10 cm  
010 = 1 m  
100 = 10 m

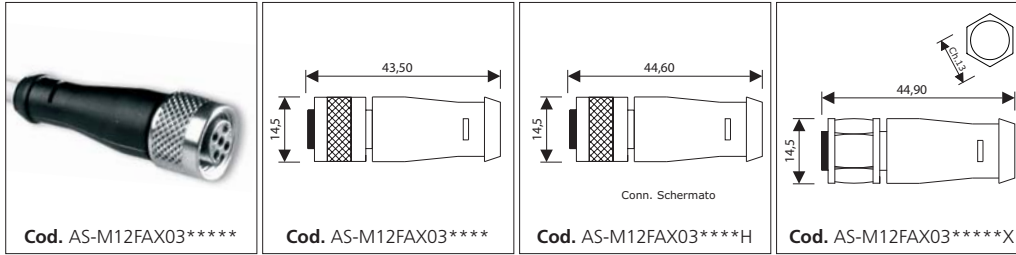
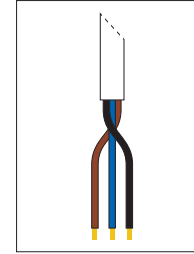
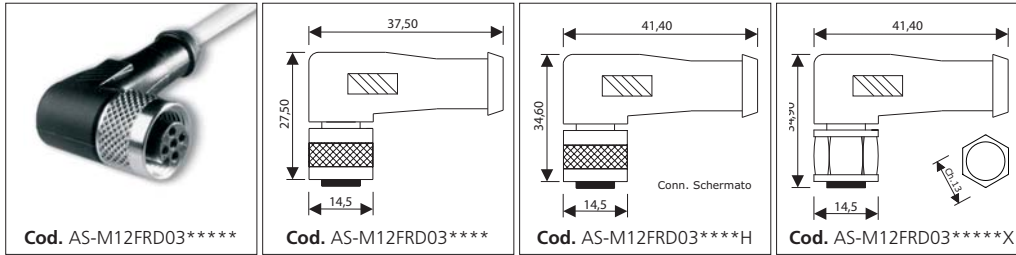
G = grafoplast

**MATERIALI**  
Portacontatto in ABS UL94 V0 autoestinguente. Contatto tornito in ottone dorato AU03. Ghiera di tenuta meccanica in Ottone Nichelato. Corpo connettore in poliammide nero.

**MATERIALS**  
Contact plug holder: self-extinguishing ABS UL94 V0. Turned contact: gold plating AU03 (male). Metal ring nut: nickel-plated brass. Body connector: black polyamide.

SPECIFICHE TECNICHE	TECHNICAL SPECIFICATIONS	3 POLI / 3 PINS	4 POLI / 4 PINS
Normativa di riferimento	Reference standards	IEC 61076-2-104	IEC 61076-2-104
Corrente Nominale	Nominal Currents	3 A	3 A
Tensione Nominale	Nominal Voltage	60 V AC-DC	30 V AC-DC
Grado di protezione	Protection Class	IP67	IP67
Resistività di massa	Resistance	≤ 5mΩ	≤ 5mΩ
Temperatura di esercizio (connettore)	Working Temperature	-20/+80°C Fix Install	-20/+80°C Fix Install

COD.	C	CN	CUN	R	RN	RUN	CS	RS
SPECIFICHE CAVO CABLE SPECIFICATIONS	CAVO PVC UL/CSA UL/CSA PVC CABLE	CAVO PVC UL/CSA UL/CSA PVC CABLE	CAVO PVC UL/CSA UL/CSA PVC CABLE	CAVO PUR UL/CSA UL/CSA PUR CABLE	CAVO PUR UL/CSA UL/CSA PUR CABLE	CAVO PUR UL/CSA UL/CSA PUR CABLE	CAVO PVC SCHERMATO PVC SHIELDED CABLE	CAVO PUR SCHERMATO PUR SHIELDED CABLE
Sezioni Sections	3 x 24AWG (3 x 0.35) 4 x 24AWG (4 x 0.25)	3 x 22AWG (3 x 0.35) 4 x 24AWG (4 x 0.25)	4 x 22AWG (4 x 0.35)	3 x 22AWG (3 x 0.35) 4 x 24AWG (4 x 0.25)	3 x 22AWG (3 x 0.35) 4 x 24AWG (4 x 0.25)	4 x 24AWG (4 x 0.25)	3 x 22AWG (3 x 0.35) ST 4 x 24AWG (4 x 0.25) ST	3 x 22AWG (3 x 0.35) ST 4 x 24AWG (4 x 0.25) ST
Diametri Diameter	4.7 +/- 0.2 4.6 +/- 0.2	4.5 +/- 0.2 4.6 +/- 0.2	4.8 +/- 0.2	4.5 +/- 0.2 4.6 +/- 0.2	4.7 +/- 0.2 4.6 +/- 0.2	4.9 +/- 0.2	4.8 +/- 0.2 4.6 +/- 0.2	4.8 +/- 0.2 4.8 +/- 0.2
Conduttori Conductor	PVC classe 6 FLEX 32 x 0.10	PVC classe 6 FLEX 42 x 0.10	PVC classe 6 FLEX 19 x 0.15	PVC classe 6 FLEX 19 x 0.13	PVC classe 6 FLEX 42 x 0.10	PVC classe 6 FLEX 19 x 0.15	PVC classe 6 FLEX 19 x 0.13	PVC classe 6 FLEX 19 x 0.15
Guaina Esterna Outer Jacket	PVC UL/CSA Oil Resistant UL 1581 STYLE 2464 Grey Ral 7035 Flame Test FT1	PVC UL/CSA Oil Resistant UL 1581 STYLE 2464 Black Flame Test FT1	PVC UL/CSA Oil Resistant ISO 6722 STYLE 2464 Black Flame Test FT1	PUR compound Oil resistant ISO 6722 STYLE 20549 Grey Ral 7035 Flame Test FT1	PUR compound Oil resistant ISO 6722 STYLE 21441 Black Flame Test FT2	PUR UL/CSA Oil resistant ISO 6722 STYLE 21441 Black Flame Test FT2	PVC UL/CSA Oil resistant ISO 6722 STYLE 2464 Grey Ral 7035 Flame Test FT1	PUR Compound Oil resistant ISO 6722 STYLE 21441 Grey Ral 7035 Flame Test FT1
Normative di riferimento Reference standards								
Temperatura di esercizio Working temperature	-15 / +80°C Static App. +5/ +80°C Dynamic App.	-5 / +80°C Static App. +5/ +80°C Dynamic App.	-5 / +80°C Static App. +5/ +80°C Dynamic App.	-15 / +80°C Static App. -5/ +80°C Dynamic App.	-15 / +80°C Static App. -5/ +80°C Dynamic App.	-30 / +80°C Static App. -5 / +80°C Dynamic App.	-5 / +80°C Static App.	-15 / +80°C Static App. -5/ +80°C Dynamic App.
Raggio di curvatura Bending radius	10 x Ø esterno	10 x Ø esterno	10 x Ø esterno	10 x Ø esterno	10 x Ø esterno	10 x Ø esterno	10 x Ø esterno	10 x Ø esterno
Schermatura Shield	---	---	---	---	---	---	A treccia - Copertura ≥ 80% Braided coverage ≥ 80%	A treccia - Copertura ≥ 80% Braided coverage ≥ 80%
Velocità di traslazione Traslation's speed	90 mt / min	90 mt / min	120 mt / min	150 mt / min	150 mt / min	200 mt / min	---	40 mt / min
Accelerazione Acceleration	4 mt / secq	4 mt / secq	4 mt / secq	4 mt / secq	4 mt / secq	30 mt / secq	---	4 mt / secq

**FEMMINA AX / FEMALE AX**

**FEMMINA RD / FEMALE RD**

**TABELLA COLORI  
COLOURS TABLE**

1	BN
3	BU
4	BK

**CONFIGURAZIONI AGGIUNTIVE / MORE CONFIGURATIONS**

Ghiera Inox AISI 304 / <i>Inox AISI 304 Ring Nut</i>	min. 50 pcs	X
Connettore schermato / <i>Shielded Connector</i>		H

**MATERIALI**

Portacontatto in ABS UL94 V0 autoestinguente. Contatto stampato in bronzo fosforoso e doratura gold flash (femmina). Ghiera di tenuta meccanica in Ottone Nichelato. Corpo connettore in poliammide nero. O-ring di tenuta in Viton (femmina).

**MATERIALS**

Contact plug holder: self-extinguishing ABS UL94 V0. Contact: phosphorouse bronze with gold flash (female). Metal ring nut: nickel-plated brass. Body connector: black polyamide. O-ring: Viton (female).

COMPOSIZIONE CODICE CODE COMPOSITON	CONFIGURAZIONI AGGIUNTIVE MORE CONFIGURATIONS
Tipologia cavo (vedi cod. in tabella) AX = Dritto / Straight RD = 90° Cable type (code like table)	G = grafoplast
AS-M12F**03050*	H = connettore schermato shielded connector X = ghiera inox / inox ring nut HX = connettore schermato e ghiera inox shielded connector and inox ring nut
lunghezza cavo cable length 001 = 10 cm 010 = 1 m 100 = 10 m	

**SPECIFICHE TECNICHE**
**TECHNICAL SPECIFICATIONS**

Normativa di riferimento	Reference standards	IEC 61076-2-101
Corrente Nominale	Nominal Currents	4 A
Tensione Nominale	Nominal Voltage	250 V AC-DC
Grado di protezione	Protection Class	IP67
Resistività di massa	Resistance	≤ 5mΩ
Temperatura di esercizio (connettore)	Working Temperature	-20/+80°C Fix Install

**3 CONDUTTORI / 3 WIRE**

COD.	"C"	"CN"	"R"	"RN"	"CS"	"RS"
SPECIFICHE CAVO CABLE SPECIFICATIONS	CAVO PVC UL/CSA UL/CSA PVC CABLE	CAVO PVC UL/CSA UL/CSA PVC CABLE	CAVO PUR UL/CSA UL/CSA PUR CABLE	CAVO PUR UL/CSA UL/CSA PUR CABLE	CAVO PVC SCHERMATO PVC SHIELDED CABLE	CAVO PUR SCHERMATO PUR SHIELDED CABLE
Sezioni Sections	3 x 22AWG (3 x 0.35) 80° - 300 V	3 x 22AWG (3 x 0.35) 80° - 300 V	3 x 22AWG (3 x 0.35) 80° - 300 V	3 x 22AWG (3 x 0.35) 80° - 300 V	3 x 22AWG (3 x 0.35) ST 80° - 300 V	3 x 22AWG (3 x 0.35) ST 80° - 300 V
Diametri Diameter	4.7 +/- 0.2	4.5 +/- 0.2	4.5 +/- 0.2	4.5 +/- 0.2	4.8 +/- 0.2	4.8 +/- 0.2
Conduttori Conductor	PVC classe 6 FLEX 32 x 0.10	PVC classe 6 FLEX 19 x 0.15	PVC classe 6 FLEX 19 x 0.15	PVC classe 6 FLEX 19 x 0.15	PVC classe 6 FLEX 19 x 0.15	PVC classe 6 FLEX 19 x 0.15
Guaina Esterna Outer Jacket	PVC UL/CSA Oil Resistant UL 1581 STYLE 2464 Grey Ral 7035 Flam Test FT1	PVC UL/CSA Oil Resistant ISO 6722 STYLE 2464 Black RAL 9005 Flame Test FT1	PUR compound Oil resistant ISO 6722 STYLE 21441 Grey Ral 7035 Flam Test FT2	PUR compound Oil resistant ISO 6722 STYLE 21441 Black Flam Test FT2	PVC UL/CSA Oil resistant ISO 6722 STYLE 2464 Grey Ral 7035 Flam Test FT1	PUR Compound Oil resistant ISO 6722 STYLE 21441 Grey Ral 7035 Flam Test FT2
Normative di riferimento Reference standards						
Temperatura di esercizio Working temperature	-15 / +80°C Static App. +5/ +80°C Dynamic App.	-5 / +80°C Static App. +5/ +80°C Dynamic App.	-30 / +80°C Static App. -5/ +80°C Dynamic App.	-30 / +80°C Static App. -5/ +80°C Dynamic App.	-5 / +80°C Static App.	-30 / +80°C Static App. -5/ +80°C Dynamic App.
Raggio di curvatura Bending radius	10 x Ø esterno	10 x Ø esterno	10 x Ø esterno	10 x Ø esterno	10 x Ø esterno	10 x Ø esterno
Schermatura Shield	---	---	---	---	A treccia - Copertura ≥ 80% Braided coverage ≥ 80%	A treccia - Copertura ≥ 80% Braided coverage ≥ 80%
Velocità di traslazione Traslation's speed	90 mt / min	90 mt / min	120 mt / min	120 mt / min	---	---
Accelerazione Acceleration	4 mt / secq	4 mt / secq	5 mt / secq	5 mt / secq	---	5 mt / secq

FEMMINA 3 POLI / FEMALE 3 PINS



Cod. AS-M12FRD03\*\*\*\*\*L\*

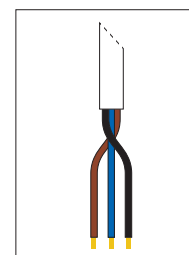
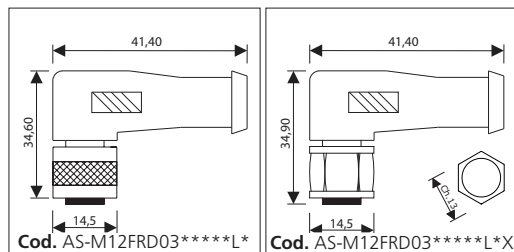
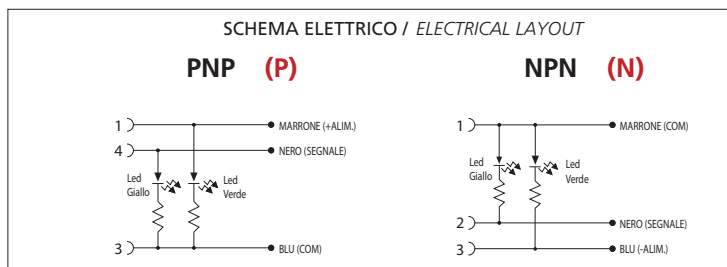


TABELLA COLORI  
COLOURS TABLE

1	BN
3	BU
4	BK



**CONFIGURAZIONI AGGIUNTIVE / MORE CONFIGURATIONS**

Ghiera Inox AISI 304 / Inox AISI 304 Ring Nut	min. 50 pcs	X
---	-------------	---

**MATERIALI**  
Portacontatto in ABS UL94 V0 autoestinguente. Contatto stampato in bronzo fosforoso e doratura gold flash (femmina). Ghiera di tenuta meccanica in Ottone Nichelato. Corpo connettore in TPU trasparente. O-ring di tenuta in Viton (femmina).

**MATERIALS**  
Contact plug holder: self-extinguishing ABS UL94 V0. Contact: phosphorouse bronze with gold flash (female). Metal ring nut: nickel-plated brass. Body trasparent TPU. Body connector: black polyamide. O-ring: Viton (female).

**COMPOSIZIONE CODICE / CODE COMPOSITION**

Tipologia cavo (vedi cod. in tabella)  
Cable type (code like table)

**AS-M12FRD03050\*L\***

lunghezza cavo / cable length  
001 = 10 cm  
010 = 1 m  
100 = 10 m

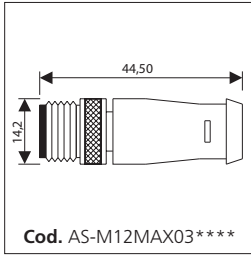
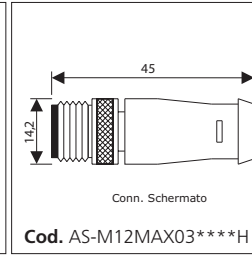
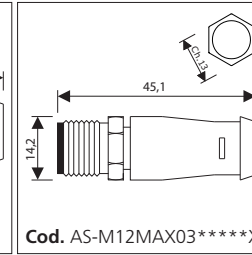
**CONFIGURAZIONI AGGIUNTIVE / MORE CONFIGURATIONS**

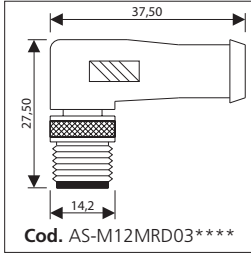
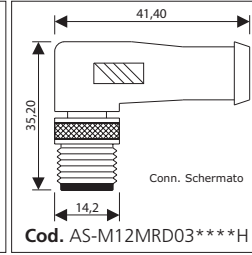
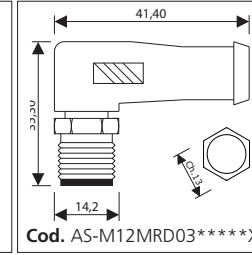
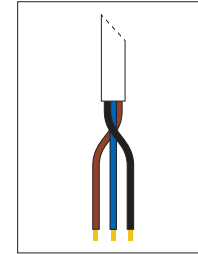
G = grafoplast  
P = PNP  
N = NPN  
X = ghiera inox / inox ring nut

**3 CONDUTTORI / 3 WIRE**

COD.	"C"	"CN"	"R"	"RN"	"CS"	"RS"
SPECIFICHE CAVO / CABLE SPECIFICATIONS	CAVO PVC UL/CSA / UL/CSA PVC CABLE	CAVO PVC UL/CSA / UL/CSA PVC CABLE	CAVO PUR UL/CSA / UL/CSA PUR CABLE	CAVO PUR UL/CSA / UL/CSA PUR CABLE	CAVO PVC SCHERMATO / PVC SHIELDED CABLE	CAVO PUR SCHERMATO / PUR SHIELDED CABLE
Sezioni / Sections	3 x 22AWG (3 x 0.35) 80° - 300 V	3 x 22AWG (3 x 0.35) 80° - 300 V	3 x 22AWG (3 x 0.35) 80° - 300 V	3 x 22AWG (3 x 0.35) 80° - 300 V	3 x 22AWG (3 x 0.35) ST 80° - 300 V	3 x 22AWG (3 x 0.35) ST 80° - 300 V
Diametri / Diameter	4.7 +/- 0.2	4.5 +/- 0.2	4.5 +/- 0.2	4.5 +/- 0.2	4.8 +/- 0.2	4.8 +/- 0.2
Conduttori / Conductor	PVC classe 6 FLEX 32 x 0.10	PVC classe 6 FLEX 19 x 0.15	PVC classe 6 FLEX 19 x 0.15	PVC classe 6 FLEX 19 x 0.15	PVC classe 6 FLEX 19 x 0.15	PVC classe 6 FLEX 19 x 0.15
Guaina Esterna / Outer Jacket	PVC UL/CSA Oil Resistant UL 1581 STYLE 2464 Grey Ral 7035 Flam Test FT1	PVC UL/CSA Oil Resistant ISO 6722 STYLE 2464 Black RAL 9005 Flame Test FT1	PUR compound Oil resistant ISO 6722 STYLE 21441 Grey Ral 7035 Flam Test FT2	PUR compound Oil resistant ISO 6722 STYLE 21441 Black Flam Test FT2	PVC UL/CSA Oil resistant ISO 6722 STYLE 2464 Grey Ral 7035 Flam Test FT1	PUR Compound Oil resistant ISO 6722 STYLE 21441 Grey Ral 7035 Flam Test FT2
Normative di riferimento / Reference standards						
Temperatura di esercizio / Working temperature	-15 / +80°C Static App. +5 / +80°C Dynamic App.	-5 / +80°C Static App. +5 / +80°C Dynamic App.	-30 / +80°C Static App. -5 / +80°C Dynamic App.	-30 / +80°C Static App. -5 / +80°C Dynamic App.	-5 / +80°C Static App.	-30 / +80°C Static App. -5 / +80°C Dynamic App.
Raggio di curvatura / Bending radius	10 x Ø esterno	10 x Ø esterno	10 x Ø esterno	10 x Ø esterno	10 x Ø esterno	10 x Ø esterno
Schermatura / Shield	---	---	---	---	A treccia - Copertura ≥ 80% Braided coverage ≥ 80%	A treccia - Copertura ≥ 80% Braided coverage ≥ 80%
Velocità di traslazione / Translation's speed	90 mt / min	90 mt / min	120 mt / min	120 mt / min	---	---
Accelerazione / Acceleration	4 mt / seqq	4 mt / seqq	5 mt / seqq	5 mt / seqq	---	5 mt / seqq

**MASCHIO AX / MALE AX**

**Cod. AS-M12MAX03\*\*\*\***

**Cod. AS-M12MAX03\*\*\*\***

**Cod. AS-M12MAX03\*\*\*\*H**

**Cod. AS-M12MAX03\*\*\*\*X**
**MASCHIO RD / MALE RD**

**Cod. AS-M12MRD03\*\*\*\***

**Cod. AS-M12MRD03\*\*\*\***

**Cod. AS-M12MRD03\*\*\*\*H**

**Cod. AS-M12MRD03\*\*\*\*X**

**TABELLA COLORI  
COLOURS TABLE**

1	BN
3	BU
4	BK

**CONFIGURAZIONI AGGIUNTIVE / MORE CONFIGURATIONS**

Ghiera Inox AISI 304 / <i>Inox AISI 304 Ring Nut</i>	min. 50 pcs	<b>X</b>
Connettore schermato / <i>Shielded Connector</i>		<b>H</b>

**MATERIALI**

Portacontatto in ABS UL94 V0 autoestinguente. Contatto tornito in ottone dorato AU03 (maschio). Ghiera di tenuta meccanica in Ottone Nichelato. Corpo connettore in poliammide nero.

**MATERIALS**

Contact plug holder: self-extinguishing ABS UL94 V0. Turned contact: gold plating AU03 (male). Metal ring nut: nickel-plated brass. Body connector: black polyamide.

COMPOSIZIONE CODICE CODE COMPOSITION	CONFIGURAZIONI AGGIUNTIVE MORE CONFIGURATIONS
AX = Dritto / <i>Straight</i> RD = 90° Tipologia cavo (vedi cod. in tabella) Cable type (code like table) AS-M12M**03050*	G = grafoplast H = connettore schermato shielded connector X = ghiera inox / <i>inox ring nut</i> HX = connettore schermato e ghiera inox shielded connector and inox ring nut
lunghezza cavo cable length 001 = 10 cm 010 = 1 m 100 = 10 m	

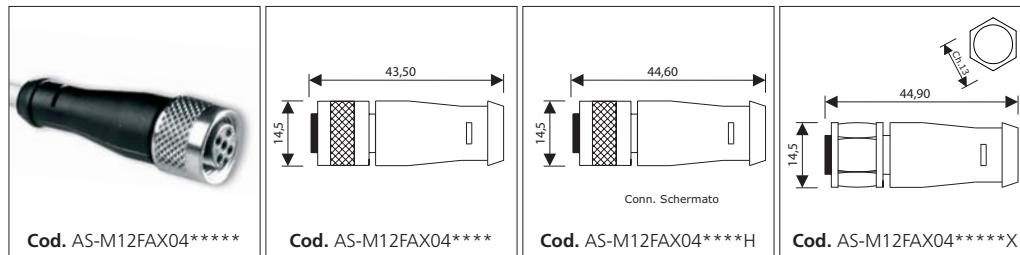
**SPECIFICHE TECNICHE**

TECNICHE SPECIFICHE	TECHNICAL SPECIFICATIONS
Normativa di riferimento	Reference standards IEC 61076-2-101
Corrente Nominale	Nominal Currents 4 A
Tensione Nominale	Nominal Voltage 250 V AC-DC
Grado di protezione	Protection Class IP67
Resistività di massa	Resistance ≤ 5mΩ
Temperatura di esercizio (connettore)	Working Temperature -20/+80°C Fix Install

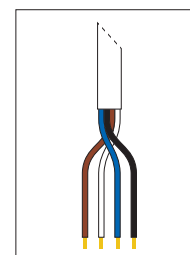
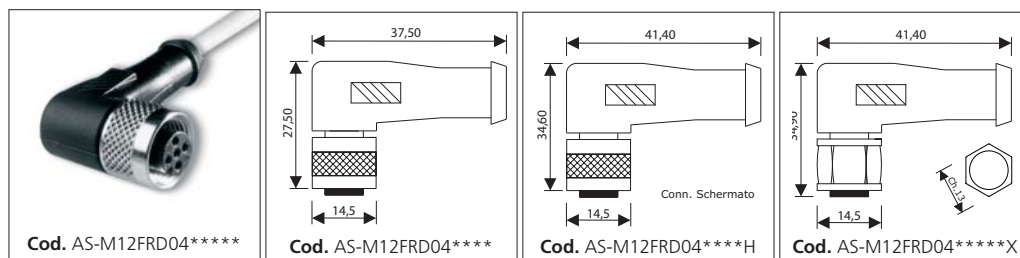
**3 CONDUTTORI / 3 WIRE**

COD.	"C"	"CN"	"R"	"RN"	"CS"	"RS"
SPECIFICHE CAVO CABLE SPECIFICATIONS	CAVO PVC UL/CSA UL/CSA PVC CABLE	CAVO PVC UL/CSA UL/CSA PVC CABLE	CAVO PUR UL/CSA UL/CSA PUR CABLE	CAVO PUR UL/CSA UL/CSA PUR CABLE	CAVO PVC SCHERMATO PVC SHIELDED CABLE	CAVO PUR SCHERMATO PUR SHIELDED CABLE
Sezioni Sections	3 x 22AWG (3 x 0.35) 80° - 300 V	3 x 22AWG (3 x 0.35) 80° - 300 V	3 x 22AWG (3 x 0.35) 80° - 300 V	3 x 22AWG (3 x 0.35) 80° - 300 V	3 x 22AWG (3 x 0.35) ST 80° - 300 V	3 x 22AWG (3 x 0.35) ST 80° - 300 V
Diametri Diameter	4.7 +/- 0.2	4.5 +/- 0.2	4.5 +/- 0.2	4.5 +/- 0.2	4.8 +/- 0.2	4.8 +/- 0.2
Conduttori Conductor	PVC classe 6 FLEX 32 x 0.10	PVC classe 6 FLEX 19 x 0.15	PVC classe 6 FLEX 19 x 0.15	PVC classe 6 FLEX 19 x 0.15	PVC classe 6 FLEX 19 x 0.15	PVC classe 6 FLEX 19 x 0.15
Guaina Esterna Outer Jacket	PVC UL/CSA Oil Resistant UL 1581 STYLE 2464 Grey Ral 7035 Flam Test FT1	PVC UL/CSA Oil Resistant ISO 6722 STYLE 2464 Black RAL 9005 Flame Test FT1	PUR compound Oil resistant ISO 6722 STYLE 21441 Grey Ral 7035 Flam Test FT2	PUR compound Oil resistant ISO 6722 STYLE 21441 Black Flam Test FT2	PVC UL/CSA Oil resistant ISO 6722 STYLE 2464 Grey Ral 7035 Flam Test FT1	PUR Compound Oil resistant ISO 6722 STYLE 21441 Grey Ral 7035 Flam Test FT2
Normative di riferimento Reference standards						
Temperatura di esercizio Working temperature	-15 / +80°C Static App. +5 / +80°C Dynamic App.	-5 / +80°C Static App. +5 / +80°C Dynamic App.	-30 / +80°C Static App. -5 / +80°C Dynamic App.	-30 / +80°C Static App. -5 / +80°C Dynamic App.	-5 / +80°C Static App.	-30 / +80°C Static App. -5 / +80°C Dynamic App.
Raggio di curvatura Bending radius	10 x Ø esterno	10 x Ø esterno	10 x Ø esterno	10 x Ø esterno	10 x Ø esterno	10 x Ø esterno
Schermatura Shield	---	---	---	---	A treccia - Copertura ≥ 80% Braided coverage ≥ 80%	A treccia - Copertura ≥ 80% Braided coverage ≥ 80%
Velocità di traslazione Traslation's speed	90 mt / min	90 mt / min	120 mt / min	120 mt / min	---	---
Accelerazione Acceleration	4 mt / secq	4 mt / secq	5 mt / secq	5 mt / secq	---	5 mt / secq

FEMMINA AX / FEMALE AX



FEMMINA RD / FEMALE RD



**TABELLA COLORI COLOURS TABLE**

1	BN
2	WH
3	BU
4	BK

CONFIGURAZIONI AGGIUNTIVE / MORE CONFIGURATIONS

Ghiera Inox AISI 304 / Inox AISI 304 Ring Nut	min. 50 pcs	X
Connettore schermato / Shielded Connector		H
Connettore cod. D / Connector D code		D



**COMPOSIZIONE CODICE CODE COMPOSITION**

AX = Dritto / Straight RD = 90°

Tipologia cavo (vedi cod. in tabella) Cable type (code like table)

AS-M12F\*\*04050\*

lunghezza cavo cable length  
001 = 10 cm  
010 = 1 m  
100 = 10 m

**CONFIGURAZIONI AGGIUNTIVE MORE CONFIGURATIONS**

D = Connector Cod. D  
G = grafoplast  
H = connettore schermato shielded connector  
X = ghiera inox / inox ring nut  
HX = connettore schermato e ghiera inox shielded connector and inox ring nut

MATERIALI

Portacontatto in ABS UL94 V0 autoestinguente. Contatto stampato in bronzo fosforoso e doratura gold flash (femmina). Ghiera di tenuta meccanica in Ottone Nichelato. Corpo connettore in poliammide nero. O-ring di tenuta in Viton (femmina).

MATERIALS

Contact plug holder: self-extinguishing ABS UL94 V0. Contact: phosphorouse bronze with gold flash (female). Metal ring nut: nickel-plated brass. Body connector: black polyamide. O-ring: Viton (female).

SPECIFICHE TECNICHE

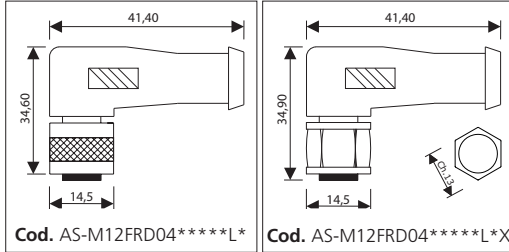
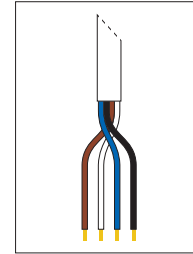
Normativa di riferimento	Reference standards	IEC 61076-2-101
Corrente Nominale	Nominal Currents	4 A
Tensione Nominale	Nominal Voltage	250 V AC-DC
Grado di protezione	Protection Class	IP67
Resistività di massa	Resistance	≤ 5mΩ
Temperatura di esercizio (connettore)	Working Temperature	-20/+80°C Fix Install

TECHNICAL SPECIFICATIONS

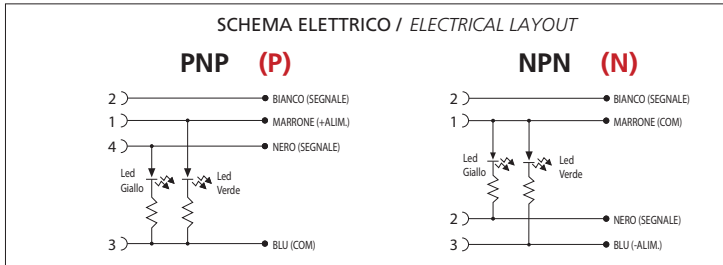
4 CONDUTTORI / 4 WIRE

COD.	"C"	"CUY"	"CN"	"CUN"	"R"	"RUY"	"RN"	"RUN"	"CS"	"CSUN"	"RS"
<b>SPECIFICHE CAVO CABLE SPECIFICATIONS</b>	CAVO PVC UL/CSA UL/CSA PVC CABLE	CAVO PVC UL/CSA UL/CSA PVC CABLE	CAVO PVC UL/CSA UL/CSA PVC CABLE	CAVO PVC UL/CSA UL/CSA PVC CABLE	CAVO PUR UL/CSA UL/CSA PUR CABLE	CAVO PUR UL/CSA UL/CSA PUR CABLE	CAVO PUR UL/CSA UL/CSA PUR CABLE	CAVO PUR UL/CSA UL/CSA PUR CABLE	CAVO PVC SCHERMATO SHIELDED PVC CABLE	CAVO PVC SCHERMATO PVC SHIELDED CABLE	CAVO PUR SCHERMATO SHIELDED PUR CABLE
Sezioni Sections	4 x 24AWG (4 x 0.25) 80° - 300 V	4 x 24AWG (4 x 0.25) 80° - 300 V	4 x 24AWG (4 x 0.25) 80° - 300 V	4 x 22AWG (4 x 0.34) 80° - 300 V	4 x 24AWG (4 x 0.25) 80° - 300 V	4 x 24AWG (4 x 0.25) 80° - 300 V	4 x 24AWG (4 x 0.25) 80° - 300 V	4 x avg 22 (4 x 0.34) 80° - 300 V	4 x 24AWG (4 x 0.25) ST 80° - 300 V	4 x 22AWG (4 x 0.34) ST 80° - 300 V	4 x 24AWG (4 x 0.25) ST 80° - 300 V
Diametri Diameter	4.6 +/- 0.2	4.8 +/- 0.2	4.6 +/- 0.2	4.8 +/- 0.2	4.6 +/- 0.2	4.0 +/- 0.2	4.7 +/- 0.2	4.9 +/- 0.2	4.9 +/- 0.2	5.4 +/- 0.2	4.8 +/- 0.2
Conduttori Conductor	PVC classe 6 FLEX 32 x 0.10	PVC FLEX 32 x 0.10	PVC classe 6 FLEX 32 x 0.10	PVC classe 6 FLEX 19 x 0.15	PVC classe 6 FLEX 19 x 0.13	PVC classe 6 FLEX 32 x 0.10	PVC classe 6 FLEX 19 x 0.13	PVC classe 6 FLEX 19 x 0.15	PVC classe 6 FLEX 19 x 0.13	PVC classe 6 FLEX 42 x 0.10	PVC classe 6 FLEX 19 x 0.13
Guaia Esterna Outer Jacket	PVC UL/CSA Oil resistant UL 1581 STYLE 2464 Grey Ral 7035 Flam Test FT1	PVC UL/CSA Oil resistant UL 1581 STYLE 2464 Yellow RAL 1021 DESINA Flam Test	PVC UL/CSA Oil resistant UL 1581 STYLE 2464 Black Flam Test FT1	PUR UL/CSA Oil resistant ISO 6722 STYLE 2464 Black Flam Test FT1	PUR compound Oil resistant ISO 6722 STYLE 21441 Grey Ral 7035 Flam Test FT2	PUR UL/CSA STYLE 20549 Yellow RAL 1021 DESINA Flam Test FT1	PUR Compound Oil resistant ISO 6722 STYLE 21441 Black - RAL9005 Flam Test FT2	PUR UL/CSA Oil resistant ISO 6722 STYLE 21441 Black RAL 9005 Flam Test FT2	PVC CEI 2022 - II Oil resistant ISO 6722 STYLE 2464 Grey Ral 7035 Flam Test FT1	PVC UL/CSA Oil resistant UL 1581 STYLE 2464 Black Flam Test FT1	PUR Compound Oil resistant ISO 6722 STYLE 20549 Grey Ral 7035 Flam Test FT1
Normative di riferimento Reference standards											
Temperatura di esercizio Working temperature	-5 / +80°C Static App. +5 / +80°C Dynamic App.	-5 / +80°C Static App. +5 / +80°C Dynamic App.	-5 / +80°C Static App. +5 / +80°C Dynamic App.	-5 / +80°C Static App. +5 / +80°C Dynamic App.	-30 / +80°C Static App. +5 / +80°C Dynamic App.	-15 / +80°C Static App. +5 / +80°C Dynamic App.	-30 / +80°C Static App. +5 / +80°C Dynamic App.	-30 / +80°C Static App. +5 / +80°C Dynamic App.	-15 / +80°C Static App.	-15 / +80°C Static App.	-5 / +80°C Static App. +5 / +80°C Dynamic App.
Raggio di curvatura Bending radius	10 x Ø esterno	10 x Ø esterno	10 x Ø esterno	10 x Ø esterno	10 x Ø esterno	10 x Ø esterno	10 x Ø esterno	10 x Ø esterno	10 x Ø esterno	12 x Ø esterno	10 x Ø esterno
Schermatura Shield	---	---	---	---	---	---	---	---	A treccia - Copertura ≥ 80% Braided coverage ≥ 80%	A treccia - Copertura ≥ 80% Braided coverage ≥ 80%	A treccia - Copertura ≥ 80% Braided coverage ≥ 80%
Velocità di traslazione Traslation's speed	90 mt / min	90 mt / min	90 mt / min	120 mt / min	150 mt / min	---	150 mt / min	200 mt / min	---	---	40 mt / min
Accelerazione Acceleration	4 mt / seqq	4 mt / seqq	5 mt / seqq	4 mt / seqq	4 mt / seqq	---	4 mt / seqq	30 mt / seqq	---	---	10 mt / seqq

**FEMMINA 4 POLI / FEMALE 4 PINS**

**Cod. AS-M12FRD04\*\*\*\*\*L**

**Cod. AS-M12FRD04\*\*\*\*\*L\***
**Cod. AS-M12FRD04\*\*\*\*\*L\*X**

**TABELLA COLORI  
COLOURS TABLE**

1	BN
2	WH
3	BU
4	BK


**CONFIGURAZIONI AGGIUNTIVE / MORE CONFIGURATIONS**

 Ghiera Inox AISI 304 / *Inox AISI 304 Ring Nut* min. 50 pcs **X**
**MATERIALI**

Portacontatto in ABS UL94 V0 autoestinguente. Contatto stampato in bronzo fosforoso e doratura gold flash (femmina). Ghiera di tenuta meccanica in Ottone Nichelato. Corpo connettore in TPU trasparente. O-ring di tenuta in Viton (femmina).

**MATERIALS**

Contact plug holder: self-extinguishing ABS UL94 V0. Contact: phosphorouse bronze with gold flash (female). Metal ring nut: nickel-plated brass. Body trasparente TPU. Body connector: black polyamide. O-ring: Viton (female).

**COMPOSIZIONE CODICE  
CODE COMPOSITION**

Tipologia cavo (vedi cod. in tabella)  
Cable type (code like table)

**AS-M12FRD04050\*L\***

lunghezza cavo cable length  
001 = 10 cm  
010 = 1 m  
100 = 10 m

**CONFIGURAZIONI AGGIUNTIVE  
MORE CONFIGURATIONS**

G = grafoplast  
P = PNP  
N = NPN  
X = ghiera inox / inox ring nut

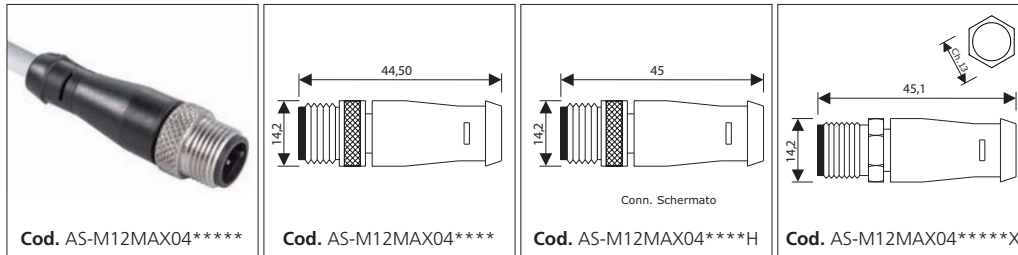
**SPECIFICHE TECNICHE**
**TECHNICAL SPECIFICATIONS**

Normativa di riferimento	Reference standards	IEC 61076-2-101
Corrente Nominale	Nominal Currents	4 A
Tensione Nominale	Nominal Voltage	10-30 V AC-DC
Grado di protezione	Protection Class	IP67
Resistività di massa	Resistance	≤ 5mΩ
Temperatura di esercizio (connettore)	Working Temperature	-20/+80°C Fix Install

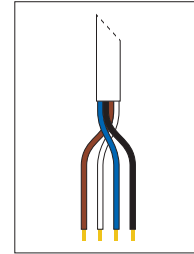
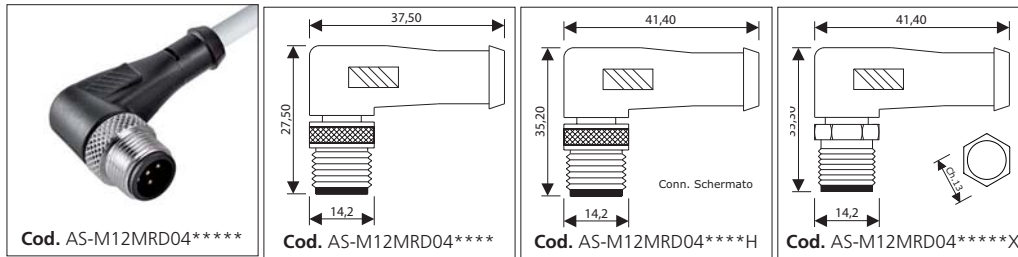
**4 CONDUTTORI / 4 WIRE**

COD.	"C"	"CUY"	"CN"	"CUN"	"R"	"RUY"	"RN"	"RUN"	"CS"	"CSUN"	"RS"
<b>SPECIFICHE CAVO CABLE SPECIFICATIONS</b>	CAVO PVC UL/CSA UL/CSA PVC CABLE	CAVO PVC UL/CSA UL/CSA PVC CABLE	CAVO PVC UL/CSA UL/CSA PVC CABLE	CAVO PVC UL/CSA UL/CSA PVC CABLE	CAVO PUR UL/CSA UL/CSA PUR CABLE	CAVO PUR UL/CSA UL/CSA PUR CABLE	CAVO PUR UL/CSA UL/CSA PUR CABLE	CAVO PUR UL/CSA UL/CSA PUR CABLE	CAVO PVC SCHERMATO SHIELDED PVC CABLE	CAVO PVC SCHERMATO PVC SHIELDED CABLE	CAVO PUR SCHERMATO SHIELDED PUR CABLE
Sezioni Sections	4 x 24AWG (4 x 0.25) 80° - 300 V	4 x 24AWG (4 x 0.25) 80° - 300 V	4 x 24AWG (4 x 0.25) 80° - 300 V	4 x 22AWG (4 x 0.34) 80° - 300 V	4 x 24AWG (4 x 0.25) 80° - 300 V	4 x 24AWG (4 x 0.25) 80° - 300 V	4 x 24AWG (4 x 0.25) 80° - 300 V	4 x awg 22 (4 x 0.34) 80° - 300 V	4 x 24AWG (4 x 0.25) ST 80° - 300 V	4 x 22AWG (4 x 0.34) ST 80° - 300 V	4 x 24AWG (4 x 0.25) ST 80° - 300 V
Diametri Diameter	4.6 +/- 0.2	4.8 +/- 0.2	4.6 +/- 0.2	4.8 +/- 0.2	4.6 +/- 0.2	4.0 +/- 0.2	4.7 +/- 0.2	4.9 +/- 0.2	4.9 +/- 0.2	5.4 +/- 0.2	4.8 +/- 0.2
Conduttori Conductor	PVC classe 6 FLEX 32 x 0.10	PVC FLEX 32 x 0.10	PVC classe 6 FLEX 32 x 0.10	PVC classe 6 FLEX 19 x 0.15	PVC classe 6 FLEX 19 x 0.13	PVC classe 6 FLEX 32 x 0.10	PVC classe 6 FLEX 19 x 0.13	PVC classe 6 FLEX 19 x 0.15	PVC classe 6 FLEX 19 x 0.13	PVC classe 6 FLEX 42 x 0.10	PVC classe 6 FLEX 19 x 0.13
Guaina Esterna Outer Jacket	PVC UL/CSA Oil resistant UL 1581 STYLE 2464 Grey Ral 7035 Flam Test FT1	PVC UL/CSA Oil resistant UL 1581 STYLE 2464 Yellow RAL 1021 DESINA Flam Test	PVC UL/CSA Oil resistant UL 1581 STYLE 2464 Black Flam Test FT1	PUR UL/CSA Oil resistant ISO 6722 STYLE 2464 Black Flam Test FT1	PUR compound Oil resistant ISO 6722 STYLE 21441 Grey Ral 7035 Flam Test FT2	PUR UL/CSA STYLE 20549 Yellow RAL 1021 DESINA Flam Test FT1	PUR Compound Oil resistant ISO 6722 STYLE 21441 Black - RAL9005 Flam Test FT2	PUR UL/CSA Oil resistant ISO 6722 STYLE 21441 Black RAL 9005 Flam Test FT2	PVC CEI 2022 - II Oil resistant ISO 6722 STYLE 2464 Grey Ral 7035 Flam Test FT1	PVC UL/CSA Oil resistant UL 1581 STYLE 2464 Black Flam Test FT1	PUR Compound Oil resistant ISO 6722 STYLE 20549 Grey Ral 7035 Flam Test FT1
Normative di riferimento Reference standards											
Temperatura di esercizio Working temperature	-5 / +80°C Static App. +5 / +80°C Dynamic App.	-5 / +80°C Static App. +5 / +80°C Dynamic App.	-5 / +80°C Static App. +5 / +80°C Dynamic App.	-5 / +80°C Static App. +5 / +80°C Dynamic App.	-30 / +80°C Static App. -5 / +80°C Dynamic App.	-15 / +80°C Static App. +5 / +80°C Dynamic App.	-30 / +80°C Static App. -5 / +80°C Dynamic App.	-30 / +80°C Static App. -5 / +80°C Dynamic App.	-15 / +80°C Static App.	-15 / +80°C Static App.	-5 / +80°C Static App. +5 / +80°C Dynamic App.
Raggio di curvatura Bending radius	10 x Ø esterno	10 x Ø esterno	10 x Ø esterno	10 x Ø esterno	10 x Ø esterno	10 x Ø esterno	10 x Ø esterno	10 x Ø esterno	10 x Ø esterno	12 x Ø esterno	10 x Ø esterno
Schermatura Shield	---	---	---	---	---	---	---	---	A treccia - Copertura ≥ 80% Braided coverage ≥ 80%	A treccia - Copertura ≥ 80% Braided coverage ≥ 80%	A treccia - Copertura ≥ 80% Braided coverage ≥ 80%
Velocità di traslazione Traslation's speed	90 mt / min	90 mt / min	90 mt / min	120 mt / min	150 mt / min	---	150 mt / min	200 mt / min	---	---	40 mt / min
Accelerazione Acceleration	4 mt / seqq	4 mt / seqq	5 mt / seqq	4 mt / seqq	4 mt / seqq	---	4 mt / seqq	30 mt / seqq	---	---	10 mt / seqq

**MASCHIO AX / MALE AX**



**MASCHIO RD / MALE RD**



**TABELLA COLORI  
COLOURS TABLE**

1	BN
2	WH
3	BU
4	BK

**CONFIGURAZIONI AGGIUNTIVE / MORE CONFIGURATIONS**

Ghiera Inox AISI 304 / <i>Inox AISI 304 Ring Nut</i>	min. 50 pcs	X
Connettore schermato / <i>Shielded Connector</i>		H
Connettore cod. D / <i>Connector D code</i>		D

**COMPOSIZIONE CODICE  
CODE COMPOSITION**

Tipologia cavo (vedi cod. in tabella) / Cable type (code like table)  
 AX = Dritto / Straight  
 RD = 90°

**CONFIGURAZIONI AGGIUNTIVE  
MORE CONFIGURATIONS**

D = Connector Cod. D  
 G = grafoplast

AS-M12M/\*\*04050\*  
 ↳ lunghezza cavo / cable length  
 001 = 10 cm  
 010 = 1 m  
 100 = 10 m

H = connettore schermato shielded connector  
 X = ghiera inox / inox ring nut  
 HX = connettore schermato e ghiera inox shielded connector and inox ring nut

**MATERIALI**  
 Portacontatto in ABS UL94 V0 autoestinguente. Contatto tornito in ottone dorato AU03 (maschio). Ghiera di tenuta meccanica in Ottone Nichelato. Corpo connettore in poliammide nero.

**MATERIALS**  
 Contact plug holder: self-extinguishing ABS UL94 V0. Turned contact: gold plating AU03 (male). Metal ring nut: nickel-plated brass. Body connector: black polyamide.

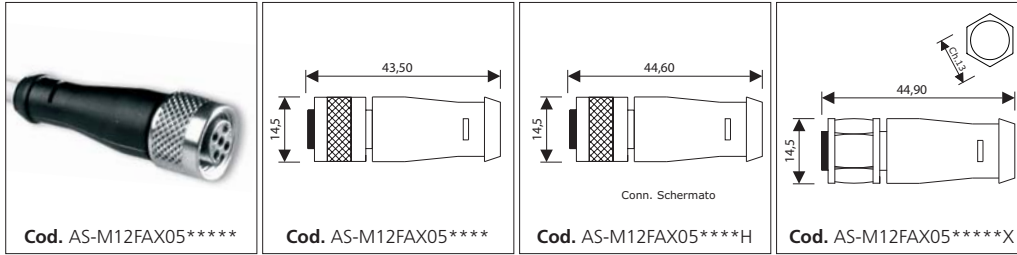
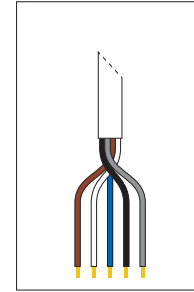
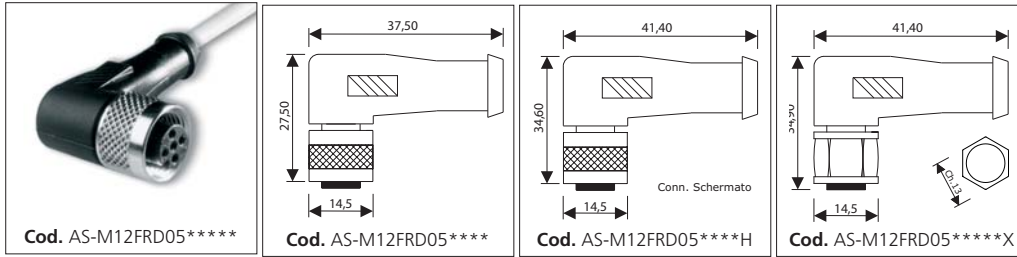
**SPECIFICHE TECNICHE  
TECHNICAL SPECIFICATIONS**

Normativa di riferimento / <i>Reference standards</i>	IEC 61076-2-101
Corrente Nominale / <i>Nominal Currents</i>	4 A
Tensione Nominale / <i>Nominal Voltage</i>	250 V AC-DC
Grado di protezione / <i>Protection Class</i>	IP67
Resistività di massa / <i>Resistance</i>	≤ 5mΩ
Temperatura di esercizio (connettore) / <i>Working Temperature</i>	-20/+80°C Fix Install

**4 CONDUTTORI / 4 WIRE**

COD.	"C"	"CUY"	"CN"	"CUN"	"R"	"RUY"	"RN"	"RUN"	"CS"	"CSUN"	"RS"
SPECIFICHE CAVO CABLE SPECIFICATIONS	CAVO PVC UL/CSA UL/CSA PVC CABLE	CAVO PVC UL/CSA UL/CSA PVC CABLE	CAVO PVC UL/CSA UL/CSA PVC CABLE	CAVO PVC UL/CSA UL/CSA PVC CABLE	CAVO PUR UL/CSA UL/CSA PUR CABLE	CAVO PUR UL/CSA UL/CSA PUR CABLE	CAVO PUR UL/CSA UL/CSA PUR CABLE	CAVO PUR UL/CSA UL/CSA PUR CABLE	CAVO PVC SCHERMATO SHIELDED PVC CABLE	CAVO PVC SCHERMATO SHIELDED PVC CABLE	CAVO PUR SCHERMATO SHIELDED PUR CABLE
Sezioni / <i>Sections</i>	4 x 24AWG (4 x 0.25) 80° - 300 V	4 x 24AWG (4 x 0.25) 80° - 300 V	4 x 24AWG (4 x 0.25) 80° - 300 V	4 x 22AWG (4 x 0.34) 80° - 300 V	4 x 24AWG (4 x 0.25) 80° - 300 V	4 x 24AWG (4 x 0.25) 80° - 300 V	4 x 24AWG (4 x 0.25) 80° - 300 V	4 x 24AWG (4 x 0.25) 80° - 300 V	4 x 24AWG (4 x 0.25) ST 80° - 300 V	4 x 22AWG (4 x 0.34) ST 80° - 300 V	4 x 24AWG (4 x 0.25) ST 80° - 300 V
Diametri / <i>Diameter</i>	4.6 +/- 0.2	4.8 +/- 0.2	4.6 +/- 0.2	4.8 +/- 0.2	4.6 +/- 0.2	4.0 +/- 0.2	4.7 +/- 0.2	4.9 +/- 0.2	4.9 +/- 0.2	5.4 +/- 0.2	4.8 +/- 0.2
Conduttori / <i>Conductor</i>	PVC classe 6 FLEX 32 x 0.10	PVC FLEX 32 x 0.10	PVC classe 6 FLEX 32 x 0.10	PVC classe 6 FLEX 19 x 0.15	PVC classe 6 FLEX 19 x 0.13	PVC classe 6 FLEX 32 x 0.10	PVC classe 6 FLEX 19 x 0.13	PVC classe 6 FLEX 19 x 0.15	PVC classe 6 FLEX 19 x 0.13	PVC classe 6 FLEX 42 x 0.10	PVC classe 6 FLEX 19 x 0.13
Guaina Esterna / <i>Outer Jacket</i>	PVC UL/CSA Oil resistant UL 1581 STYLE 2464 Grey Ral 7035 Flam Test FT1	PVC UL/CSA Oil resistant UL 1581 STYLE 2464 Yellow RAL 1021 DESINA Flam Test	PVC UL/CSA Oil resistant UL 1581 STYLE 2464 Black Flam Test FT1	PUR UL/CSA Oil resistant ISO 6722 STYLE 2464 Black Flam Test FT1	PUR compound Oil resistant ISO 6722 STYLE 21441 Grey Ral 7035 Flam Test FT2	PUR UL/CSA STYLE 20549 Yellow RAL 1021 DESINA Flam Test FT1	PUR Compound Oil resistant ISO 6722 STYLE 21441 Black - RAL9005 Flam Test FT2	PUR UL/CSA Oil resistant ISO 6722 STYLE 21441 Black RAL 9005 Flam Test FT2	PVC CEI 2022 - II Oil resistant ISO 6722 STYLE 2464 Grey Ral 7035 Flam Test FT1	PVC UL/CSA Oil resistant UL 1581 STYLE 2464 Black Flam Test FT1	PUR Compound Oil resistant ISO 6722 STYLE 20549 Grey Ral 7035 Flam Test FT1
Normative di riferimento / <i>Reference standards</i>											
Temperatura di esercizio / <i>Working temperature</i>	-5 / +80°C Static App. +5 / +80°C Dynamic App.	-5 / +80°C Static App. +5 / +80°C Dynamic App.	-5 / +80°C Static App. +5 / +80°C Dynamic App.	-5 / +80°C Static App. +5 / +80°C Dynamic App.	-30 / +80°C Static App. -5 / +80°C Dynamic App.	-15 / +80°C Static App. +5 / +80°C Dynamic App.	-30 / +80°C Static App. -5 / +80°C Dynamic App.	-30 / +80°C Static App. -5 / +80°C Dynamic App.	-15 / +80°C Static App.	-15 / +80°C Static App.	-5 / +80°C Static App. +5 / +80°C Dynamic App.
Raggio di curvatura / <i>Bending radius</i>	10 x Ø esterno	10 x Ø esterno	10 x Ø esterno	10 x Ø esterno	10 x Ø esterno	10 x Ø esterno	10 x Ø esterno	10 x Ø esterno	10 x Ø esterno	12 x Ø esterno	10 x Ø esterno
Schermatura / <i>Shield</i>	---	---	---	---	---	---	---	---	A treccia - Copertura ≥ 80% Braided coverage ≥ 80%	A treccia - Copertura ≥ 80% Braided coverage ≥ 80%	A treccia - Copertura ≥ 80% Braided coverage ≥ 80%
Velocità di traslazione / <i>Traslation's speed</i>	90 mt / min	90 mt / min	90 mt / min	120 mt / min	150 mt / min	---	150 mt / min	200 mt / min	---	---	40 mt / min
Accelerazione / <i>Acceleration</i>	4 mt / seqq	4 mt / seqq	5 mt / seqq	4 mt / seqq	4 mt / seqq	---	4 mt / seqq	30 mt / seqq	---	---	10 mt / seqq



**FEMMINA AX / FEMALE AX**

**FEMMINA RD / FEMALE RD**

**TABELLA COLORI  
COLOURS TABLE**

1	BN
2	WH
3	BU
4	BK
5	GY

**CONFIGURAZIONI AGGIUNTIVE / MORE CONFIGURATIONS**

Ghiera Inox AISI 304 / <i>Inox AISI 304 Ring Nut</i>	min. 50 pcs	<b>X</b>
Connettore schermato / <i>Shielded Connector</i>		<b>H</b>
Connettore cod. B / <i>Connector B code</i>		<b>B</b>



**COMPOSIZIONE CODICE  
CODE COMPOSITION**

Tipologia cavo (vedi cod. in tabella)  
Cable type (code like table)

AX = Dritto / Straight  
RD = 90°

AS-M12F\*\*05050\*  
↓  
lunghezza cavo cable length  
001 = 10 cm  
010 = 1 m  
100 = 10 m

**CONFIGURAZIONI AGGIUNTIVE  
MORE CONFIGURATIONS**

B = Connector Cod. B  
G = grafoplast

H = connettore schermato shielded connector  
X = ghiera inox / inox ring nut  
HX = connettore schermato e ghiera inox shielded connector and inox ring nut

**MATERIALI**

Portacontatto in ABS UL94 V0 autoestinguente. Contatto stampato in bronzo fosforoso e doratura gold flash (femmina). Ghiera di tenuta meccanica in Ottone Nichelato. Corpo connettore in poliammide nero. O-ring di tenuta in Viton (femmina).

**MATERIALS**

Contact plug holder: self-extinguishing ABS UL94 V0. Contact: phosphorouse bronze with gold flash (female). Metal ring nut: nickel-plated brass. Body connector: black polyamide. O-ring: Viton (female).

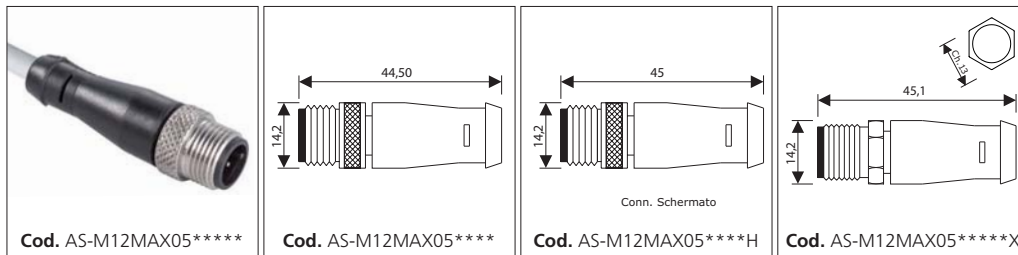
**SPECIFICHE TECNICHE**
**TECHNICAL SPECIFICATIONS**

Normativa di riferimento	Reference standards	IEC 61076-2-101
Corrente Nominale	Nominal Currents	4 A
Tensione Nominale	Nominal Voltage	60 V AC-DC
Grado di protezione	Protection Class	IP67
Resistività di massa	Resistance	≤ 5mΩ
Temperatura di esercizio (connettore)	Working Temperature	-20/+80°C Fix Install

**5 CONDUTTORI / 5 WIRE**

COD.	"C"	"CUY"	"CN"	"R"	"RN"	"RUN"	"CS"	"CSUY"	"CSUN"	"RSUN"
SPECIFICHE CAVO CABLE SPECIFICATIONS	CAVO PVC UL/CSA UL/CSA PVC CABLE	CAVO PVC UL/CSA UL/CSA PUR CABLE	CAVO PVC UL/CSA UL/CSA PUR CABLE	CAVO PUR UL/CSA UL/CSA PUR CABLE	CAVO PVC UL/CSA UL/CSA PUR CABLE	CAVO PUR UL/CSA UL/CSA PUR CABLE	CAVO PVC SCHERMATO SHIELDED PVC CABLE	CAVO PVC SCHERMATO SHIELDED PVC CABLE	CAVO PVC SCHERMATO SHIELDED PVC CABLE	CAVO PUR SCHERMATO SHIELDED PUR CABLE
Sezioni Sections	5 x 24AWG (5 x 0.25) 80°C - 300 V	5 x 24AWG (5 x 0.25) 80°C - 300 V	5 x 24AWG (5 x 0.25) 80°C - 300 V	5 x 24AWG (5 x 0.25) 80°C - 300 V	5 x 24AWG (5 x 0.25) 80°C - 300 V	5 x 22AWG (5 x 0.34) 80°C - 300 V	5 x 24AWG (5 x 0.25) ST 80°C - 300 V	5 x 24AWG (5 x 0.25) ST 80°C - 300 V	5 x 24AWG (5 x 0.25) ST 80°C - 300 V	5 x 22AWG (5 x 0.34) ST 80°C - 300 V
Diametri Diameter	5 +/- 0.2	4.8 +/- 0.2	4.7 +/- 0.2	5 +/- 0.2	5 +/- 0.2	4.9 +/- 0.2	5.6 +/- 0.2	5.1 +/- 0.2	5.6 +/- 0.2	6.3 +/- 0.2
Conduttori Conductor	PVC classe 6 FLEX 19 x 0.13	PVC classe 6 FLEX 32 x 0.10	PVC classe 6 FLEX 32 x 0.10	PVC classe 6 FLEX 19 x 0.13	PVC classe 6 FLEX 42 x 0.10	PVC classe 6 FLEX 42 x 0.10	PVC classe 6 FLEX 19 x 0.13	PVC FLEX 32 x 0.10	PVC classe 6 FLEX 19 x 0.13	PVC classe 6 FLEX 42 x 0.10
Guaina Esterna Outer Jacket	PVC UL/CSA Oil resistant ISO 6722 STYLE 2464 Grey Ral 7035 Flam Test FT1	PVC UL/CSA Oil resistant UL 20167 STYLE 2464 Yellow RAL 1021 DESINA Flam Test FT1	PVC UL/CSA Oil resistant UL 1581 STYLE 2464 Black Flam Test FT1	PUR compound Oil resistant ISO 6722 STYLE 21441 Grey Ral 7035 Flam Test FT2	PUR UL/CSA Oil resistant UL 1581 STYLE 20549 Black Flam Test FT1	PUR UL/CSA Oil resistant UL 1581 STYLE 20549 Black Flam Test FT1	PVC UL/CSA Oil resistant ISO 6722 STYLE 2464 Grey Ral 7035 Flam Test FT1	PVC UL/CSA Oil resistant ISO 6722 STYLE 2464 Yellow Ral 1021 DESINA Flam Test FT1	PVC UL/CSA Oil resistant ISO 6722 STYLE 2464 Black Flam Test FT1	PUR UL/CSA Oil resistant UL 1581 STYLE 20549 Halogen Free - Black Flam Test FT1
Normative di riferimento Reference standards										
Temperatura di esercizio Working temperature	-5 / +80°C Static App. +5 / +80°C Dynamic App.	-5 / +80°C Static App. +5 / +80°C Dynamic App.	-15 / +80°C Static App. +5 / +80°C Dynamic App.	-30 / +80°C Static App. -5 / +80°C Dynamic App.	-15 / +80°C Static App. -5 / +80°C Dynamic App.	-40 / +80°C Static App. -5 / +80°C Dynamic App.	-5 / +80°C Static App. +5 / +80°C Dynamic App.	-15 / +80°C Static App.	-5 / +80°C Static App.	-40 / +80°C Static App. -5 / +80°C Dynamic App.
Raggio di curvatura Bending radius	10 x Ø esterno	10 x Ø esterno	10 x Ø esterno	10 x Ø esterno	10 x Ø esterno	10 x Ø esterno	10 x Ø esterno	12 x Ø esterno	12 x Ø esterno	7 x Ø esterno
Schermatura Shield	---	---	---	---	---	---	A treccia - Copertura ≥ 80% Braided coverage ≥ 80%	A treccia - Copertura ≥ 85% Braided coverage ≥ 85%	A treccia - Copertura ≥ 85% Braided coverage ≥ 85%	A treccia - Copertura ≥ 85% Braided coverage ≥ 85%
Velocità di traslazione Traslation's speed	90 mt / min	90 mt / min	90 mt / min	90 mt / min	150 mt / min	200 mt / min	90 mt / min	---	---	220 mt / min
Accelerazione Acceleration	4 mt / seqq	4 mt / seqq	4 mt / seqq	5 mt / seqq	4 mt / seqq	30 mt / seqq	4 mt / seqq	---	---	10 mt / seqq

MASCHIO AX / MALE AX



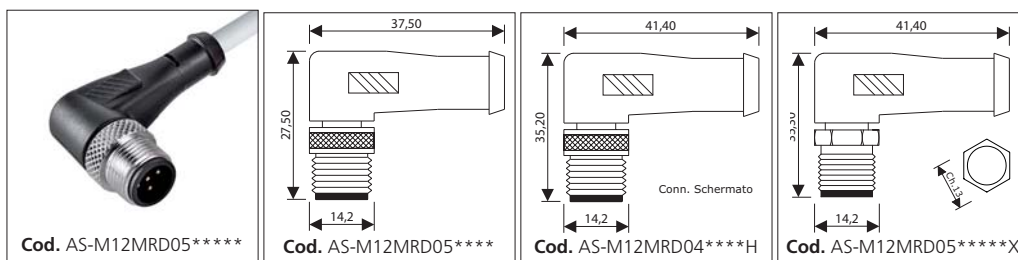
Cod. AS-M12MAX05\*\*\*\*

Cod. AS-M12MAX05\*\*\*\*

Cod. AS-M12MAX05\*\*\*\*H

Cod. AS-M12MAX05\*\*\*\*X

MASCHIO RD / MALE RD

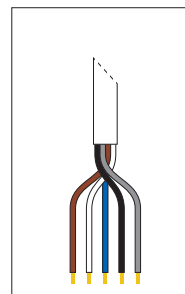


Cod. AS-M12MRD05\*\*\*\*

Cod. AS-M12MRD05\*\*\*\*

Cod. AS-M12MRD04\*\*\*\*H

Cod. AS-M12MRD05\*\*\*\*X



**TABELLA COLORI**  
**COLOURS TABLE**

1	BN
2	WH
3	BU
4	BK
5	GY

CONFIGURAZIONI AGGIUNTIVE / MORE CONFIGURATIONS

Ghiera Inox / Inox Ring Nut	min. 50 pcs	X
Connettore schermato / Shielded Connector		H
Connettore cod. B / Connector B code		B



**COMPOSIZIONE CODICE**  
**CODE COMPOSITION**

Tipologia cavo (vedi cod. in tabella) Cable type (code like table)  
 AX = Dritto / Straight RD = 90°  
 AS-M12M\*\*05050\*  
 lunghezza cavo cable length  
 001 = 10 cm  
 010 = 1 m  
 100 = 10 m

**CONFIGURAZIONI AGGIUNTIVE**  
**MORE CONFIGURATIONS**

B = Connector Cod. B  
 G = grafoplast  
 H = connettore schermato shielded connector  
 X = ghiera inox / inox ring nut  
 HX = connettore schermato e ghiera inox shielded connector and inox ring nut

MATERIALI

Portacontatto in ABS UL94 V0 autoestinguente. Contatto tornito in ottone dorato AU03 (maschio). Ghiera di tenuta meccanica in Ottone Nichelato. Corpo connettore in poliammide nero.

MATERIALS

Contact plug holder: self-extinguishing ABS UL94 V0. Turned contact: gold plating AU03 (male). Metal ring nut: nickel-plated brass. Body connector: black polyamide.

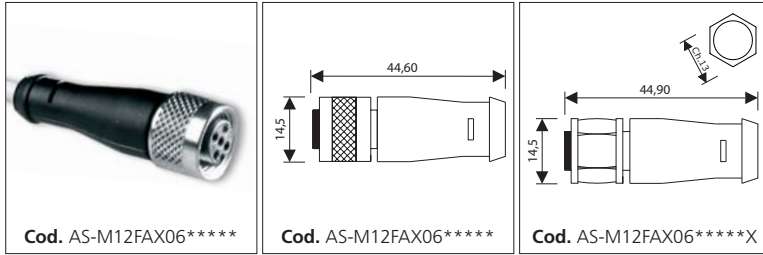
SPECIFICHE TECNICHE

Normativa di riferimento	Reference standards	IEC 61076-2-101
Corrente Nominale	Nominal Currents	4 A
Tensione Nominale	Nominal Voltage	60 V AC-DC
Grado di protezione	Protection Class	IP67
Resistività di massa	Resistance	≤ 5mΩ
Temperatura di esercizio (connettore)	Working Temperature	-20/+80°C Fix Install

TECHNICAL SPECIFICATIONS

5 CONDUTTORI / 5 WIRE

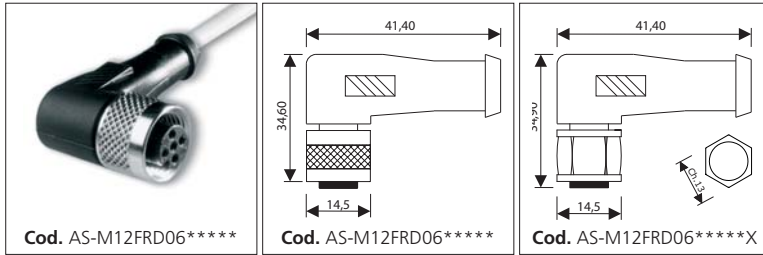
COD.	"C"	"CUY"	"CN"	"R"	"RN"	"RUN"	"CS"	"CSUY"	"CSUN"	"RSUN"
SPECIFICHE CAVO CABLE SPECIFICATIONS	CAVO PVC UL/CSA UL/CSA PVC CABLE	CAVO PVC UL/CSA UL/CSA PVC CABLE	CAVO PVC UL/CSA UL/CSA PUR CABLE	CAVO PUR UL/CSA UL/CSA PUR CABLE	CAVO PVC UL/CSA UL/CSA PUR CABLE	CAVO PUR UL/CSA UL/CSA PUR CABLE	CAVO PVC SCHERMATO SHIELDED PVC CABLE	CAVO PVC SCHERMATO SHIELDED PVC CABLE	CAVO PVC SCHERMATO SHIELDED PVC CABLE	CAVO PUR SCHERMATO SHIELDED PURCABLE
Sezioni Sections	5 x 24AWG (5 x 0.25) 80°C - 300 V	5 x 24AWG (5 x 0.25) 80°C - 300 V	5 x 24AWG (5 x 0.25) 80°C - 300 V	5 x 24AWG (5 x 0.25) 80°C - 300 V	5 x 24AWG (5 x 0.25) 80°C - 300 V	5 x 22AWG (5 x 0.34) 80°C - 300 V	5 x 24AWG (5 x 0.25) ST 80°C - 300 V	5 x 24AWG (5 x 0.25) ST 80°C - 300 V	5 x 24AWG (5 x 0.25) ST 80°C - 300 V	5 x 22AWG (5 x 0.34) ST 80°C - 300 V
Diametri Diameter	5 +/- 0.2	4.8 +/- 0.2	4.7 +/- 0.2	5 +/- 0.2	5 +/- 0.2	4.9 +/- 0.2	5.6 +/- 0.2	5.1 +/- 0.2	5.6 +/- 0.2	6.3 +/- 0.2
Conduttori Conductor	PVC classe 6 FLEX 19 x 0.13	PVC classe 6 FLEX 32 x 0.10	PVC classe 6 FLEX 32 x 0.10	PVC classe 6 FLEX 19 x 0.13	PVC classe 6 FLEX 42 x 0.10	PVC classe 6 FLEX 42 x 0.10	PVC classe 6 FLEX 19 x 0.13	PVC FLEX 32 x 0.10	PVC classe 6 FLEX 19 x 0.13	PVC classe 6 FLEX 42 x 0.10
Guaina Esterna Outer Jacket	PVC UL/CSA Oil resistant ISO 6722 STYLE 2464 Grey Ral 7035 Flam Test FT1	PVC UL/CSA Oil resistant UL 20167 STYLE 2464 Yellow RAL 1021 DESINA Flam Test FT1	PVC UL/CSA Oil resistant UL 1581 STYLE 2464 Black Flam Test FT1	PUR compound Oil resistant ISO 6722 STYLE 21441 Grey Ral 7035 Flam Test FT2	PUR UL/CSA Oil resistant UL 1581 STYLE 20549 Black Flam Test FT1	PUR UL/CSA Oil resistant UL 1581 STYLE 20549 Black Flam Test FT1	PVC UL/CSA Oil resistant ISO 6722 STYLE 2464 Grey Ral 7035 Flam Test FT1	PVC UL/CSA Oil resistant ISO 6722 STYLE 2464 Yellow Ral 1021 DESINA Flam Test FT1	PVC UL/CSA Oil resistant ISO 6722 STYLE 2464 Black Flam Test FT1	PUR UL/CSA Oil resistant UL 1581 STYLE 20549 Halogen Free - Black Flam Test FT1
Normative di riferimento Reference standards										
Temperatura di esercizio Working temperature	-5 / +80°C Static App. +5 / +80°C Dynamic App.	-5 / +80°C Static App. +5 / +80°C Dynamic App.	-15 / +80°C Static App. +5 / +80°C Dynamic App.	-30 / +80°C Static App. -5 / +80°C Dynamic App.	-15 / +80°C Static App. -5 / +80°C Dynamic App.	-40 / +80°C Static App. -5 / +80°C Dynamic App.	-5 / +80°C Static App. +5 / +80°C Dynamic App.	-15 / +80°C Static App.	-5 / +80°C Static App.	-40 / +80°C Static App. -5 / +80°C Dynamic App.
Raggio di curvatura Bending radius	10 x Ø esterno	10 x Ø esterno	10 x Ø esterno	10 x Ø esterno	10 x Ø esterno	10 x Ø esterno	10 x Ø esterno	12 x Ø esterno	12 x Ø esterno	7 x Ø esterno
Schermatura Shield	---	---	---	---	---	---	A treccia - Copertura ≥ 80% Braided coverage ≥ 80%	A treccia - Copertura ≥ 85% Braided coverage ≥ 85%	A treccia - Copertura ≥ 85% Braided coverage ≥ 85%	A treccia - Copertura ≥ 85% Braided coverage ≥ 85%
Velocità di traslazione Traslation's speed	90 mt / min	90 mt / min	90 mt / min	90 mt / min	150 mt / min	200 mt / min	90 mt / min	---	---	220 mt / min
Accelerazione Acceleration	4 mt / secq	4 mt / secq	4 mt / secq	5 mt / secq	4 mt / secq	30 mt / secq	4 mt / secq	---	---	10 mt / secq

**FEMMINA AX / FEMALE AX**


Cod. AS-M12FAX06\*\*\*\*\*

Cod. AS-M12FAX06\*\*\*\*\*

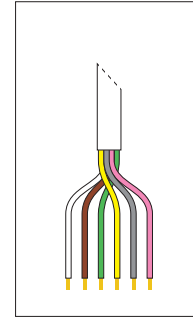
Cod. AS-M12FAX06\*\*\*\*\*X

**FEMMINA RD / FEMALE RD**


Cod. AS-M12FRD06\*\*\*\*\*

Cod. AS-M12FRD06\*\*\*\*\*

Cod. AS-M12FRD06\*\*\*\*\*X


**TABELLA COLORI  
COLOURS TABLE**

1	WH
2	BN
3	GN
4	YE
6	GY
7	PK

**CONFIGURAZIONI AGGIUNTIVE / MORE CONFIGURATIONS**

Ghiera Inox AISI 304 / <i>Inox AISI 304 Ring Nut</i>	min. 50 pcs	X
Connettore schermato / <i>Shielded Connector</i>		H

**MATERIALI**

Portacontatto in ABS UL94 V0 autoestinguente. Contatto stampato in bronzo fosforoso e doratura gold flash (femmina). Ghiera di tenuta meccanica in Ottone Nichelato. Corpo connettore in poliammide nero. O-ring di tenuta in Viton (femmina).

**MATERIALS**

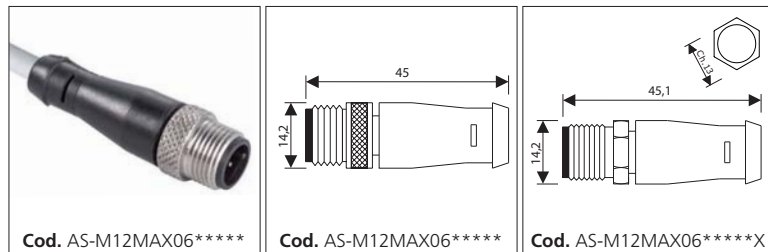
Contact plug holder: self-extinguishing ABS UL94 V0. Contact: phosphorouse bronze with gold flash (female). Metal ring nut: nickel-plated brass. Body connector: black polyamide. O-ring: Viton (female).

SPECIFICHE TECNICHE	TECHNICAL SPECIFICATIONS
Normativa di riferimento	Reference standards IEC 61076-2-101
Corrente Nominale	Nominal Currents 2 A
Tensione Nominale	Nominal Voltage 30 V AC-DC
Grado di protezione	Protection Class IP67
Resistività di massa	Resistance ≤ 5mΩ
Temperatura di esercizio (connettore)	Working Temperature -20/+80°C Fix Install

COMPOSIZIONE CODICE CODE COMPOSITION	CONFIGURAZIONI AGGIUNTIVE MORE CONFIGURATIONS
Tipologia cavo (vedi cod. in tabella) Cable type (code like table) AX = Dritto / Straight RD = 90° AS-M12F**06050* **/*	G = grafoplast H = connettore schermato shielded connector X = ghiera inox / inox ring nut HX = connettore schermato e ghiera inox shielded connector and inox ring nut
lunghezza cavo cable lenght 001 = 10cm 010 = 1 m 100 = 10 m	

COD.	C	CS
SPECIFICHE CAVO CABLE SPECIFICATIONS	CAVO PVC PVC CABLE	CAVO PVC SCHERMATO PVC SHIELDED CABLE
Sezioni Sections	6 x 24AWG (6 x 0.25) 80°C - 300 V	6 x 24AWG (6 x 0.25) ST 80°C - 300 V
Diametri Diameter	5.9 +/- 0.15	6.8 +/- 0.2
Conduttori Conductor	PVC classe 6 FLEX 32 x 0.10	PVC FLEX 32 x 0.10
Guaina Esterna Outer Jacket	PVC UL/CSA Oil resistant UL 1581 STYLE 20167 Grey RAL 7035 Flam Retardant FT1	PVC UL/CSA Oil Resistant UL 1581 STYLE 20167 Grey RAL 7035 Flam Retardant
Normative di riferimento Reference standards		
Temperatura di esercizio Working temperature	-15 / +80°C Static App. +5/ +80°C Dynamic App.	-15 / +80°C Static App. +5/ +80°C Dynamic App.
Raggio di curvatura Bending radius	10 x Ø esterno	12 x Ø esterno
Schermatura Shield	---	A treccia - Copertura ≥ 80% Braided coverage ≥ 80%
Velocità di traslazione Traslation's speed	90 mt / min	---
Accelerazione Acceleration	4 mt / secq	---

MASCHIO AX / MALE AX

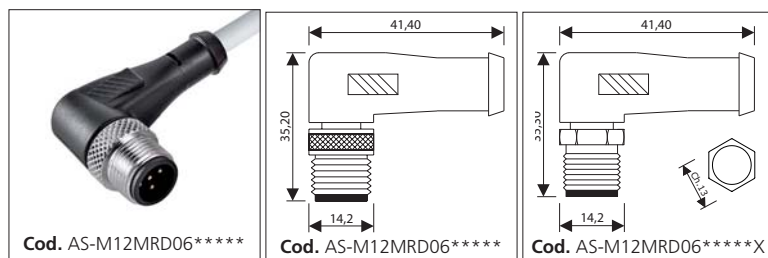


Cod. AS-M12MAX06\*\*\*\*\*

Cod. AS-M12MAX06\*\*\*\*\*

Cod. AS-M12MAX06\*\*\*\*\*X

MASCHIO RD / MALE RD



Cod. AS-M12MRD06\*\*\*\*\*

Cod. AS-M12MRD06\*\*\*\*\*

Cod. AS-M12MRD06\*\*\*\*\*X

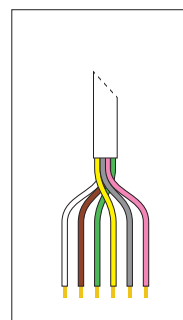


TABELLA COLORI  
COLOURS TABLE

1	WH
2	BN
3	GN
4	YE
6	GY
7	PK

CONFIGURAZIONI AGGIUNTIVE / MORE CONFIGURATIONS

Ghiera Inox AISI 304 / Inox AISI 304 Ring Nut	min. 50 pcs	X
Connettore schermato / Shielded Connector		H

MATERIALI

Portacontatto in ABS UL94 V0 autoestinguente. Contatto tornito in ottone dorato AU03 (maschio). Ghiera di tenuta meccanica in Ottone Nichelato. Corpo connettore in poliammide nero.

MATERIALS

Contact plug holder: self-extinguishing ABS UL94 V0. Turned contact: gold plating AU03 (male). Metal ring nut: nickel-plated brass. Body connector: black polyamide.

SPECIFICHE TECNICHE	TECHNICAL SPECIFICATIONS
Normativa di riferimento	Reference standards IEC 61076-2-101
Corrente Nominale	Nominal Currents 2 A
Tensione Nominale	Nominal Voltage 30 V AC-DC
Grado di protezione	Protection Class IP67
Resistività di massa	Resistance ≤ 5mΩ
Temperatura di esercizio (connettore)	Working Temperature -20/+80°C Fix Install

**COMPOSIZIONE CODICE**  
CODE COMPOSITION

Tipologia cavo (vedi cod. in tabella)  
Cable type (code like table)

AX = Dritto / Straight  
RD = 90°

AS-M12M/\*\*06050\*\*/\*\*

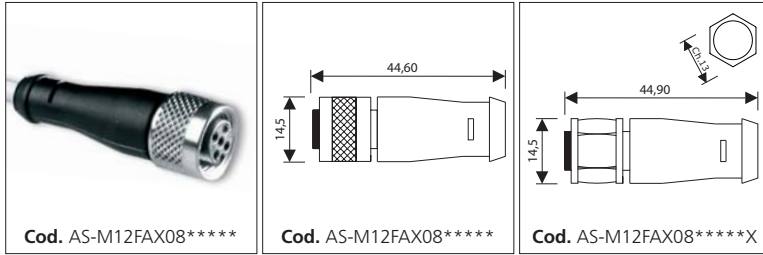
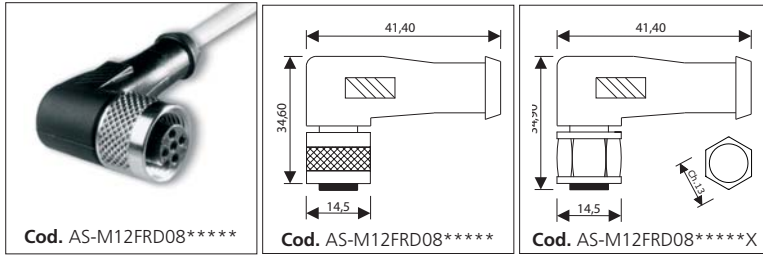
lunghezza cavo cable lenght  
001 = 10cm  
010 = 1 m  
100 = 10 m

**CONFIGURAZIONI AGGIUNTIVE**  
MORE CONFIGURATIONS

G = grafoplast


H = connettore schermato shielded connector  
X = ghiera inox / inox ring nut  
HX = connettore schermato e ghiera inox shielded connector and inox ring nut

COD.	C	CS
SPECIFICHE CAVO CABLE SPECIFICATIONS	CAVO PVC PVC CABLE	CAVO PVC SCHERMATO PVC SHIELDED CABLE
Sezioni Sections	6 x 24AWG (6 x 0.25) 80°C - 300 V	6 x 24AWG (6 x 0.25) ST 80°C - 300 V
Diametri Diameter	5.9 +/- 0.15	6.8 +/- 0.2
Conduttori Conductor	PVC classe 6 FLEX 32 x 0.10	PVC FLEX 32 x 0.10
Guaina Esterna Outer Jacket	PVC UL/CSA Oil resistant UL 1581 STYLE 20167 Grey RAL 7035 Flam Retardant FT1	PVC UL/CSA Oil Resistant UL 1581 STYLE 20167 Grey RAL 7035 Flam Retardant
Normative di riferimento Reference standards		
Temperatura di esercizio Working temperature	-15 / +80°C Static App. +5/ +80°C Dynamic App.	-15 / +80°C Static App. +5/ +80°C Dynamic App.
Raggio di curvatura Bending radius	10 x Ø esterno	12 x Ø esterno
Schermatura Shield	---	A treccia - Copertura ≥ 80% Braided coverage ≥ 80%
Velocità di traslazione Traslation's speed	90 mt / min	---
Accelerazione Acceleration	4 mt / seq	---

**FEMMINA AX / FEMALE AX**

**Cod. AS-M12FAX08\*\*\*\***
**Cod. AS-M12FAX08\*\*\*\***
**Cod. AS-M12FAX08\*\*\*\*X**
**FEMMINA RD / FEMALE RD**

**Cod. AS-M12FRD08\*\*\*\***
**Cod. AS-M12FRD08\*\*\*\***
**Cod. AS-M12FRD08\*\*\*\*X**

**TABELLA COLORI  
COLOURS TABLE**

1	WH
2	BN
3	GN
4	YE
5	GY
6	PK
7	BU
8	RD


**CONFIGURAZIONI AGGIUNTIVE / MORE CONFIGURATIONS**

Ghiera Inox AISI 304 / <i>Inox AISI 304 Ring Nut</i>	min. 50 pcs	<b>X</b>
Connettore schermato / <i>Shielded Connector</i>		<b>H</b>

**MATERIALI**

Portacontatto in ABS UL94 V0 autoestinguente. Contatto stampato in bronzo fosforoso e doratura gold flash (femmina). Ghiera di tenuta meccanica in Ottone Nichelato. Corpo connettore in poliammide nero. O-ring di tenuta in Viton (femmina).

**MATERIALS**

Contact plug holder: self-extinguishing ABS UL94 V0. Contact: phosphorouse bronze with gold flash (female). Metal ring nut: nickel-plated brass. Body connector: black polyamide. O-ring: Viton (female).

**COMPOSIZIONE CODICE  
CODE COMPOSITION**

Tipologia cavo (vedi cod. in tabella)  
Cable type (code like table)

AX = Dritto / Straight  
RD = 90°

AS-M12F\*\*08050\* \*\*/\*

lunghezza cavo cable length  
001 = 10 cm  
010 = 1 m  
100 = 10 m

**CONFIGURAZIONI AGGIUNTIVE  
MORE CONFIGURATIONS**

G = grafoplast

H = connettore schermato shielded connector  
X = ghiera inox / inox ring nut  
HX = connettore schermato e ghiera inox shielded connector and inox ring nut

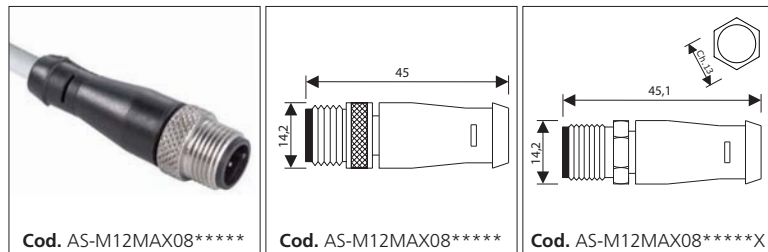
**SPECIFICHE TECNICHE**
**TECHNICAL SPECIFICATIONS**

Normativa di riferimento	Reference standards	IEC 61076-2-101
Corrente Nominale	Nominal Currents	2 A
Tensione Nominale	Nominal Voltage	30 V AC-DC
Grado di protezione	Protection Class	IP67
Resistività di massa	Resistance	≤ 5mΩ
Temperatura di esercizio (connettore)	Working Temperature	-20/+80°C Fix Install

**8 CONDUTTORI / 8 WIRE**

COD.	"C"	"CUY"	"CUN"	"RUN"	"CS"	"CSUY"	"CSUN"	"RSUN"
<b>SPECIFICHE CAVO CABLE SPECIFICATIONS</b>	CAVO PVC UL/CSA UL/CSA PVC CABLE	CAVO PVC UL/CSA UL/CSA PVC CABLE	CAVO PVC UL/CSA UL/CSA PVC CABLE	CAVO PUR UL/CSA UL/CSA PUR CABLE	CAVO PVC SCHERMATO UL/CSA UL/CSA PVC SHIELDED CABLE	CAVO PVC SCHERMATO UL/CSA UL/CSA PVC SHIELDED CABLE	CAVO PVC SCHERMATO UL/CSA UL/CSA PVC SHIELDED CABLE	CAVO PUR UL/CSA SCHERMATO UL/CSA PUR SHIELDED CABLE
Sezioni Sections	8 x 24AWG (8 x 0.22) 80°C - 300 V	8 x 24AWG (8 x 0.25) 80°C - 300 V	8 x 24AWG (8 x 0.25) 80°C - 300 V	8 x 24AWG (8 x 0.25) 80°C - 300 V	8 x 24AWG (8 x 0.25) ST 80°C - 300 V	8 x 24AWG (8 x 0.25) ST 80°C - 300 V	8 x 24AWG (8 x 0.25) ST 80°C - 300 V	8 x 24AWG (8 x 0.25) ST 80°C - 300 V
Diametri Diameter	5.8 +/- 0.2	6.8 +/- 0.2	5.8 +/- 0.2	6.0 +/- 0.2	6.7 +/- 0.2	6.8 +/- 0.2	6.5 +/- 0.1	6.7 +/- 0.2
Conduttori Conductor	PVC classe 6 FLEX 7 x 0.20	PVC FLEX 32 x 0.10	PVC classe 6 FLEX 32 x 0.10	PVC classe 6 FLEX 32 x 0.10	PVC FLEX 19 x 0.13	PVC FLEX 32 x 0.10	PVC classe 6 FLEX 32 x 0.10	PVC classe 6 FLEX 19 x 0.13
Guaina Esterna Outer Jacket	PVC UL/CSA Oil resistant ISO 6722 STYLE 2464 Grey RAL 7035 Flam Test FT1	PVC UL/CSA STYLE 2095 Yellow RAL 1021 DESINA Flam Test FT1	PVC UL/CSA STYLE 2464 Black Flam Test FT1	PUR UL/CSA STYLE 20233 Black Flam Test FT1	PVC UL/CSA Oil Resistant ISO 6722 STYLE 2464 Grey RAL 7035 Flam Test FT1	PVC UL/CSA STYLE 2095 Yellow RAL 1021 DESINA Flam Test FT1	PVC UL/CSA STYLE 2464 Black Flam Test FT1	PUR UL/CSA Oil resistant ISO 6722 STYLE 21441 Black Flam Test FT2
Normative di riferimento Reference standards								
Temperatura di esercizio Working temperature	-25 / +80°C Static App. +5 / +80°C Dynamic App.	-15 / +80°C Static App. +5 / +80°C Dynamic App.	-15 / +80°C Static App. +5 / +80°C Dynamic App.	-40 / +80°C Static App. -5 / +80°C Dynamic App.	-5 / +80°C Static App.	-15 / +80°C Static App. +5 / +80°C Dynamic App.	-15 / +80°C Static App.	-30 / +80°C Static App. -5 / +80°C Dynamic App.
Raggio di curvatura Bending radius	10 x Ø esterno	10 x Ø esterno	12 x Ø esterno	7 x Ø esterno	12 x Ø esterno	10 x Ø esterno	12 x Ø esterno	7 x Ø esterno
Schermatura Shield	---	---	---	---	A treccia - Copertura ≥ 80% Braided coverage ≥ 80%	A treccia - Copertura ≥ 80% Braided coverage ≥ 80%	A treccia - Copertura ≥ 80% Braided coverage ≥ 80%	A treccia - Copertura ≥ 85% Braided coverage ≥ 85%
Velocità di traslazione Traslation's speed	90 mt / min	90 mt / min	120 mt / min	220 mt / min	---	---	---	200 mt / min
Accelerazione Acceleration	4 mt / seqq	4 mt / seqq	4 mt / seqq	10 mt / seqq	---	---	---	5 mt / seqq

MASCHIO AX / MALE AX



MASCHIO RD / MALE RD

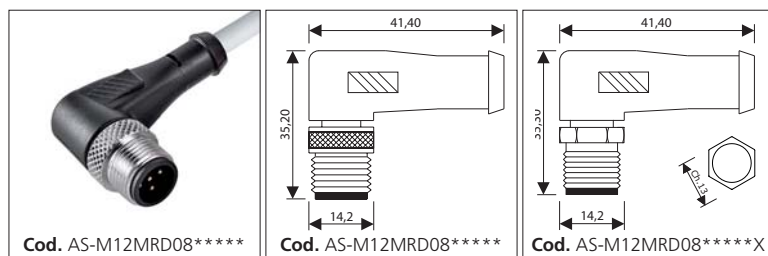


TABELLA COLORI / COLOURS TABLE

1	WH
2	BN
3	GN
4	YE
5	GY
6	PK
7	BU
8	RD



CONFIGURAZIONI AGGIUNTIVE / MORE CONFIGURATIONS

Ghiera Inox AISI 304 / Inox AISI 304 Ring Nut	min. 50 pcs	X
Connettore schermato / Shielded Connector		H

MATERIALI

Portacontatto in ABS UL94 V0 autoestinguente. Contatto tornito in ottone dorato AU03 (maschio). Ghiera di tenuta meccanica in Ottone Nichelato. Corpo connettore in poliammide nero.

MATERIALS

Contact plug holder: self-extinguishing ABS UL94 V0. Turned contact: gold plating AU03 (male). Metal ring nut: nickel-plated brass. Body connector: black polyamide.

**COMPOSIZIONE CODICE / CODE COMPOSITION**

Tipologia cavo (vedi cod. in tabella) / Cable type (code like table)

AX = Dritto / Straight RD = 90°

AS-M12M\*\*08050\*\*/\*\*

lunghezza cavo / cable length  
001 = 10cm  
010 = 1 m  
100 = 10 m

**CONFIGURAZIONI AGGIUNTIVE / MORE CONFIGURATIONS**

G = grafoplast

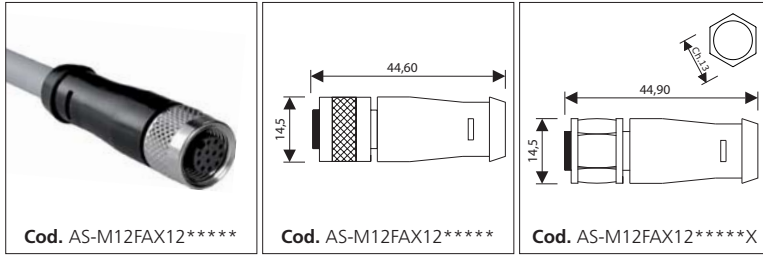
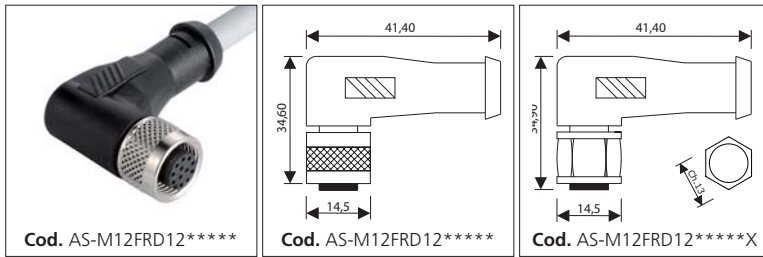
H = connettore schermato / shielded connector  
X = ghiera inox / inox ring nut  
HX = connettore schermato e ghiera inox / shielded connector and inox ring nut

SPECIFICHE TECNICHE

SPECIFICHE TECNICHE	TECHNICAL SPECIFICATIONS
Normativa di riferimento	Reference standards IEC 61076-2-101
Corrente Nominale	Nominal Currents 2 A
Tensione Nominale	Nominal Voltage 30 V AC-DC
Grado di protezione	Protection Class IP67
Resistività di massa	Resistance ≤ 5mΩ
Temperatura di esercizio (connettore)	Working Temperature -20/+80°C Fix Install

8 CONDUTTORI / 8 WIRE

COD.	"C"	"CUY"	"CUN"	"RUN"	"CS"	"CSUY"	"CSUN"	"RSUN"
<b>SPECIFICHE CAVO / CABLE SPECIFICATIONS</b>	<b>CAVO PVC UL/CSA / UL/CSA PVC CABLE</b>	<b>CAVO PVC UL/CSA / UL/CSA PVC CABLE</b>	<b>CAVO PVC UL/CSA / UL/CSA PVC CABLE</b>	<b>CAVO PUR UL/CSA / UL/CSA PUR CABLE</b>	<b>CAVO PVC SCHERMATO UL/CSA / UL/CSA PVC SHIELDED CABLE</b>	<b>CAVO PVC SCHERMATO UL/CSA / UL/CSA PVC SHIELDED CABLE</b>	<b>CAVO PVC SCHERMATO UL/CSA / UL/CSA PVC SHIELDED CABLE</b>	<b>CAVO PUR UL/CSA / UL/CSA PUR SHIELDED CABLE</b>
Sezioni / Sections	8 x 24AWG (8 x 0.22) 80°C - 300 V	8 x 24AWG (8 x 0.25) 80°C - 300 V	8 x 24AWG (8 x 0.25) 80°C - 300 V	8 x 24AWG (8 x 0.25) 80°C - 300 V	8 x 24AWG (8 x 0.25) ST 80°C - 300 V	8 x 24AWG (8 x 0.25) ST 80°C - 300 V	8 x 24AWG (8 x 0.25) ST 80°C - 300 V	8 x 24AWG (8 x 0.25) ST 80°C - 300 V
Diametri / Diameter	5.8 +/- 0.2	6.8 +/- 0.2	5.8 +/- 0.2	6.0 +/- 0.2	6.7 +/- 0.2	6.8 +/- 0.2	6.5 +/- 0.1	6.7 +/- 0.2
Conduttori / Conductor	PVC classe 6 FLEX 7 x 0.20	PVC FLEX 32 x 0.10	PVC classe 6 FLEX 32 x 0.10	PVC classe 6 FLEX 32 x 0.10	PVC FLEX 19 x 0.13	PVC FLEX 32 x 0.10	PVC classe 6 FLEX 32 x 0.10	PVC classe 6 FLEX 19 x 0.13
Guaina Esterna / Outer Jacket	PVC UL/CSA Oil resistant ISO 6722 STYLE 2464 Grey RAL 7035 Flam Test FT1	PVC UL/CSA STYLE 2095 Yellow RAL 1021 DESINA Flam Test FT1	PVC UL/CSA STYLE 2464 Black Flam Test FT1	PUR UL/CSA STYLE 20233 Black Flam Test FT1	PVC UL/CSA Oil Resistant ISO 6722 STYLE 2464 Grey RAL 7035 Flam Test FT1	PVC UL/CSA STYLE 2095 Yellow RAL 1021 DESINA Flam Test FT1	PVC UL/CSA STYLE 2464 Black Flam Test FT1	PUR UL/CSA Oil resistant ISO 6722 STYLE 21441 Black Flam Test FT2
Normative di riferimento / Reference standards								
Temperatura di esercizio / Working temperature	-25 / +80°C Static App. +5 / +80°C Dynamic App.	-15 / +80°C Static App. +5 / +80°C Dynamic App.	-15 / +80°C Static App. +5 / +80°C Dynamic App.	-40 / +80°C Static App. -5 / +80°C Dynamic App.	-5 / +80°C Static App.	-15 / +80°C Static App. +5 / +80°C Dynamic App.	-15 / +80°C Static App.	-30 / +80°C Static App. -5 / +80°C Dynamic App.
Raggio di curvatura / Bending radius	10 x Ø esterno	10 x Ø esterno	12 x Ø esterno	7 x Ø esterno	12 x Ø esterno	10 x Ø esterno	12 x Ø esterno	7 x Ø esterno
Schermatura / Shield	---	---	---	---	A treccia - Copertura ≥ 80% Braided coverage ≥ 80%	A treccia - Copertura ≥ 80% Braided coverage ≥ 80%	A treccia - Copertura ≥ 80% Braided coverage ≥ 80%	A treccia - Copertura ≥ 85% Braided coverage ≥ 85%
Velocità di traslazione / Traslation's speed	90 mt / min	90 mt / min	120 mt / min	220 mt / min	---	---	---	200 mt / min
Accelerazione / Acceleration	4 mt / seqq	4 mt / seqq	4 mt / seqq	10 mt / seqq	---	---	---	5 mt / seqq

**FEMMINA AX / FEMALE AX**

**FEMMINA RD / FEMALE RD**

**TABELLA COLORI  
COLOURS TABLE**

1	WH
2	BN
3	GN
4	YE
5	GY
6	PK
7	BU
8	RD
9	BK
10	VT
11	GYPK
12	RDBU


**CONFIGURAZIONI AGGIUNTIVE / MORE CONFIGURATIONS**

Ghiera Inox AISI 304 / <i>Inox AISI 304 Ring Nut</i>	min. 50 pcs	<b>X</b>
Connettore schermato / <i>Shielded Connector</i>		<b>H</b>

**MATERIALI**

Portacontatto in ABS UL94 V0 autoestinguente. Contatto stampato in bronzo fosforoso e doratura gold flash (femmina). Ghiera di tenuta meccanica in Ottone Nichelato. Corpo connettore in poliammide nero. O-ring di tenuta in Viton (femmina).

**MATERIALS**

Contact plug holder: self-extinguishing ABS UL94 V0. Contact: phosphorouse bronze with gold flash (female). Metal ring nut: nickel-plated brass. Body connector: black polyamide. O-ring: Viton (female).

SPECIFICHE TECNICHE	TECHNICAL SPECIFICATIONS
Normativa di riferimento	Reference standards IEC 61076-2-101
Corrente Nominale	Nominal Currents 1.5 A
Tensione Nominale	Nominal Voltage 30 V AC-DC
Grado di protezione	Protection Class IP67
Resistività di massa	Resistance ≤ 5mΩ
Temperatura di esercizio (connettore)	Working Temperature -20/+80°C Fix Install

**COMPOSIZIONE CODICE  
CODE COMPOSITION**

Tipologia cavo (vedi cod. in tabella)  
Cable type (code like table)

AX = Dritto / Straight  
RD = 90°

AS-M12F\*\*12050\*\*/\*

lunghezza cavo  
cable lenght  
001 = 10 cm  
010 = 1 m  
100 = 10 m

**CONFIGURAZIONI AGGIUNTIVE  
MORE CONFIGURATIONS**

G = grafoplast

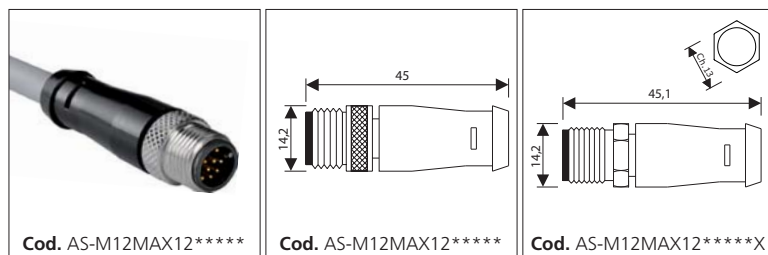
H = connettore schermato  
shielded connector

X = ghiera inox / *inox ring nut*

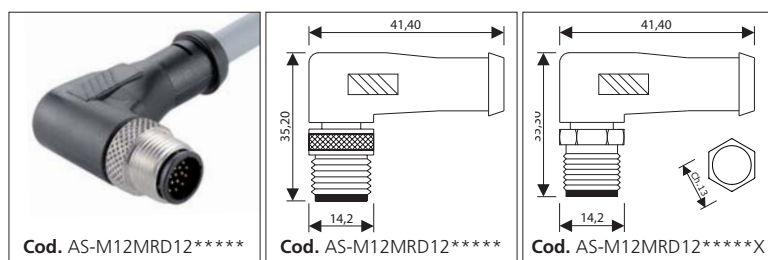
HX = connettore schermato  
e ghiera inox  
shielded connector  
and *inox ring nut*

COD.	C	R	CS	RS
<b>SPECIFICHE CAVO CABLE SPECIFICATIONS</b>	CAVO PVC UL/CSA UL/CSA PVC CABLE	CAVO PUR SCHERMATO UL/CSA PUR SHIELDED CABLE	CAVO PVC SCHERMATO UL/CSA UL/CSA PVC SHIELDED CABLE	CAVO PUR SCHERMATO UL/CSA UL/CSA PUR SHIELDED CABLE
<b>Sezioni Sections</b>	12 x awg 24 (12 x 0,25) 80° - 300 V	12 x awg 24 (12 x 0,25) 80° - 300 V	12 x awg 24 ST (12 x 0,25) 80° - 300 V	12 x awg 24 ST (12 x 0,25) 80° - 300 V
<b>Diametri Diameter</b>	6.5 +/- 0.2	7.1 +/- 0.2	6.9 +/- 0.2	7.6 +/- 0.2
<b>Conduttori Conductor</b>	TPO Classe 5 FLEX	TPO Classe 6 FLEX	TPO Classe 5 FLEX	TPO Classe 6 FLEX
<b>Guaina Esterna Outer Jacket</b>	PVC UL/CSA STYLE 21179 Grey DESINA Flam Retardant FT1	PUR UL/CSA STYLE 21576 Grey DESINA Flam Retardant FT2	PVC UL/CSA STYLE 21179 Grey DESINA Flam Retardant FT1	PUR UL/CSA STYLE 21576 Grey DESINA Flam Retardant FT2
<b>Normative di riferimento Référence standards</b>				
<b>Temperatura di esercizio Working temperature</b>	-30 / +80°C Static App. -5 / +80°C Mobile App.	-40 / +80°C Static App. -30 / +80°C Mobile App.	-30 / +80°C Static App. -5 / +80°C Mobile App.	-40 / +80°C Static App. -30 / +80°C Mobile App.
<b>Raggio di curvatura Bending radius</b>	6 x Ø esterno Static App. 15 x Ø esterno Dynamic App.	5 x Ø esterno Static App. 5 x Ø esterno Dynamic App.	6 x Ø esterno Static App. 15 x Ø esterno Dynamic App.	5 x Ø esterno Static App. 7.5 x Ø esterno Dynamic App.
<b>Schermatura Shield</b>	---	---	A treccia - Copertura ≥ 85% Braided coverage ≥ 85%	A treccia - Copertura ≥ 85% Braided coverage ≥ 85%
<b>Velocità di traslazione Traslation's speed</b>	---	300 mt / min	---	300 mt / min
<b>Accelerazione Acceleration</b>	---	40 mt / secq	---	40 mt / secq

**MASCHIO AX / MALE AX**



**MASCHIO RD / MALE RD**



**TABELLA COLORI**  
**COLOURS TABLE**

1	WH
2	BN
3	GN
4	YE
5	GY
6	PK
7	BU
8	RD
9	BK
10	VT
11	GYPK
12	RDBU



**CONFIGURAZIONI AGGIUNTIVE / MORE CONFIGURATIONS**

Ghiera Inox AISI 304 / <i>Inox AISI 304 Ring Nut</i>	min. 50 pcs	X
Connettore schermato / <i>Shielded Connector</i>		H

**MATERIALI**

Portacontatto in ABS UL94 V0 autoestinguente. Contatto tornito in ottone dorato AU03 (maschio). Ghiera di tenuta meccanica in Ottone Nichelato. Corpo connettore in poliammide nero.

**MATERIALS**

Contact plug holder: self-extinguishing ABS UL94 V0. Turned contact: gold plating AU03 (male). Metal ring nut: nickel-plated brass. Body connector: black polyamide.

SPECIFICHE TECNICHE	TECHNICAL SPECIFICATIONS
Normativa di riferimento	Reference standards IEC 61076-2-101
Corrente Nominale	Nominal Currents 1.5 A
Tensione Nominale	Nominal Voltage 30 V AC-DC
Grado di protezione	Protection Class IP67
Resistività di massa	Resistance ≤ 5mΩ
Temperatura di esercizio (connettore)	Working Temperature -20/+80°C Fix Install

**COMPOSIZIONE CODICE**  
**CODE COMPOSITION**

Tipologia cavo (vedi cod. in tabella)  
Cable type (code like table)

AX = Dritto / Straight  
RD = 90°

**AS-M12M\*\*12050\*\*/\*\***

lunghezza cavo cable length  
001 = 10cm  
010 = 1 m  
100 = 10 m

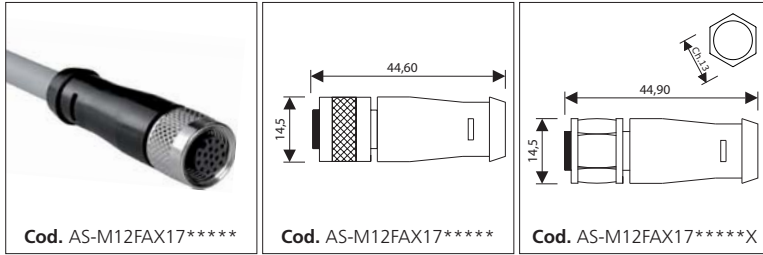
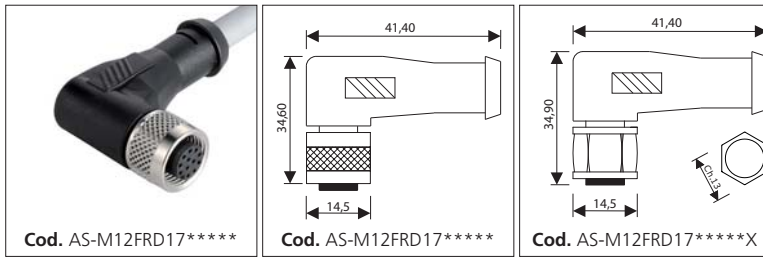
**CONFIGURAZIONI AGGIUNTIVE**  
**MORE CONFIGURATIONS**

G = grafoplast

H = connettore schermato shielded connector  
X = ghiera inox / inox ring nut  
HX = connettore schermato e ghiera inox shielded connector and inox ring nut

COD.	C	R	CS	RS
<b>SPECIFICHE CAVO</b> <b>CABLE SPECIFICATIONS</b>	CAVO PVC UL/CSA UL/CSA PVC CABLE	CAVO PUR SCHERMATO UL/CSA PUR SHIELDED CABLE	CAVO PVC SCHERMATO UL/CSA UL/CSA PVC SHIELDED CABLE	CAVO PUR SCHERMATO UL/CSA UL/CSA PUR SHIELDED CABLE
<b>Sezioni</b> <b>Sections</b>	12 x avg 24 (12 x 0,25) 80° - 300 V	12 x avg 24 (12 x 0,25) 80° - 300 V	12 x avg 24 ST (12 x 0,25) 80° - 300 V	12 x avg 24 ST (12 x 0,25) 80° - 300 V
<b>Diametri</b> <b>Diameter</b>	6.5 +/- 0.2	7.1 +/- 0.2	6.9 +/- 0.2	7.6 +/- 0.2
<b>Conduttori</b> <b>Conductor</b>	TPO Classe 5 FLEX	TPO Classe 6 FLEX	TPO Classe 5 FLEX	TPO Classe 6 FLEX
<b>Guaina Esterna</b> <b>Outer Jacket</b>	PVC UL/CSA STYLE 21179 Grey DESINA Flam Retardant FT1	PUR UL/CSA STYLE 21576 Grey DESINA Flam Retardant FT2	PVC UL/CSA STYLE 21179 Grey DESINA Flam Retardant FT1	PUR UL/CSA STYLE 21576 Grey DESINA Flam Retardant FT2
<b>Normative di riferimento</b> <b>Reference standards</b>	<b>RU</b>	<b>RU</b>	<b>RU</b>	<b>RU</b>
<b>Temperatura di esercizio</b> <b>Working temperature</b>	-30 / +80°C Static App. -5 / +80°C Mobile App.	-40 / +80°C Static App. -30 / +80°C Mobile App.	-30 / +80°C Static App. -5 / +80°C Mobile App.	-40 / +80°C Static App. -30 / +80°C Mobile App.
<b>Raggio di curvatura</b> <b>Bending radius</b>	6 x Ø esterno Static App. 15 x Ø esterno Dynamic App.	5 x Ø esterno Static App. 5 x Ø esterno Dynamic App.	6 x Ø esterno Static App. 15 x Ø esterno Dynamic App.	5 x Ø esterno Static App. 7.5 x Ø esterno Dynamic App.
<b>Schermatura</b> <b>Shield</b>	---	---	A treccia - Copertura ≥ 85% Braided coverage ≥ 85%	A treccia - Copertura ≥ 85% Braided coverage ≥ 85%
<b>Velocità di traslazione</b> <b>Traslation's speed</b>	---	300 mt / min	---	300 mt / min
<b>Accelerazione</b> <b>Acceleration</b>	---	40 mt / secq	---	40 mt / secq



**FEMMINA AX / FEMALE AX**

**FEMMINA RD / FEMALE RD**

**TABELLA COLORI  
COLOURS TABLE**

1	WH
2	BN
3	GN
4	YE
5	GY
6	PK
7	BU
8	RD
9	BK
10	VT
11	GYPK
12	RDBU
13	WHGN
14	BNGN
15	WHYE
16	YEBN
17	WHGY


**CONFIGURAZIONI AGGIUNTIVE / MORE CONFIGURATIONS**

Ghiera Inox AISI 304 / <i>Inox AISI 304 Ring Nut</i>	min. 50 pcs	X
Connettore schermato / <i>Shielded Connector</i>		H

**MATERIALI**

Portacontatto in ABS UL94 V0 autoestinguente. Contatto stampato in bronzo fosforoso e doratura gold flash (femmina). Ghiera di tenuta meccanica in Ottone Nichelato. Corpo connettore in poliammide nero. O-ring di tenuta in Viton (femmina).

**MATERIALS**

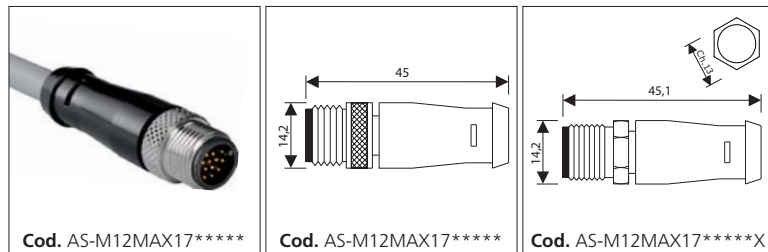
Contact plug holder: self-extinguishing ABS UL94 V0. Contact: phosphorouse bronze with gold flash (female). Metal ring nut: nickel-plated brass. Body connector: black polyamide. O-ring: Viton (female).

SPECIFICHE TECNICHE	TECHNICAL SPECIFICATIONS
Normativa di riferimento	Reference standards IEC 61076-2-101
Corrente Nominale	Nominal Currents 1.5 A
Tensione Nominale	Nominal Voltage 30 V AC-DC
Grado di protezione	Protection Class IP67
Resistività di massa	Resistance ≤ 5mΩ
Temperatura di esercizio (connettore)	Working Temperature -20/+80°C Fix Install

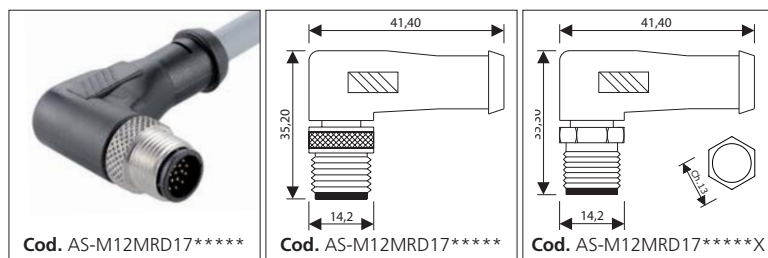
COMPOSIZIONE CODICE CODE COMPOSITION	CONFIGURAZIONI AGGIUNTIVE MORE CONFIGURATIONS
Tipologia cavo (vedi cod. in tabella) Cable type (code like table) AX = Dritto / Straight RD = 90° AS-M12F**17050**/*	G = grafoplast H = connettore schermato shielded connector X = ghiera inox / inox ring nut HX = connettore schermato e ghiera inox shielded connector and inox ring nut
lunghezza cavo cable lenght 001 = 10 cm 010 = 1 m 100 = 10 m	

COD.	C	R	CS	RS
SPECIFICHE CAVO CABLE SPECIFICATIONS	CAVO PVC UL/CSA UL/CSA PVC CABLE	CAVO PUR SCHERMATO UL/CSA PUR SHIELDED CABLE	CAVO PVC SCHERMATO UL/CSA UL/CSA PVC SHIELDED CABLE	CAVO PUR SCHERMATO UL/CSA UL/CSA PUR SHIELDED CABLE
Sezioni Sections	17 x awg 26 (12 x 0.14) 80° - 300 V	17 x awg 26 (12 x 0.14) 80° - 300 V	17 x awg 26 ST (12 x 0.14) 80° - 300 V	17 x awg 26 ST (12 x 0.14) 80° - 300 V
Diametri Diameter	7.3 +/- 0.2	7.1 +/- 0.2	7.9 +/- 0.2	7.6 +/- 0.2
Conduttori Conductor	TPO Classe 5 FLEX	TPO Classe 6 FLEX	TPO Classe 5 FLEX	TPO Classe 6 FLEX
Guaina Esterna Outer Jacket	PVC UL/CSA STYLE 21179 Grey DESINA Flam Retardant FT1	PUR UL/CSA STYLE 21576 Grey DESINA Flam Retardant FT2	PVC UL/CSA STYLE 21179 Grey DESINA Flam Retardant FT1	PUR UL/CSA STYLE 21576 Grey DESINA Flam Retardant FT2
Normative di riferimento Référence standards				
Temperatura di esercizio Working temperature	-30 / +80°C Static App. -5 / +80°C Mobile App.	-40 / +80°C Static App. -30 / +80°C Mobile App.	-30 / +80°C Static App. -5 / +80°C Mobile App.	-40 / +80°C Static App. -30 / +80°C Mobile App.
Raggio di curvatura Bending radius	6 x Ø esterno Static App. 15 x Ø esterno Dynamic App.	5 x Ø esterno Static App. 5 x Ø esterno Dynamic App.	6 x Ø esterno Static App. 15 x Ø esterno Dynamic App.	5 x Ø esterno Static App. 7.5 x Ø esterno Dynamic App.
Schermatura Shield	---	---	A treccia - Copertura ≥ 85% Braided coverage ≥ 85%	A treccia - Copertura ≥ 85% Braided coverage ≥ 85%
Velocità di traslazione Traslation's speed	---	300 mt / min	---	300 mt / min
Accelerazione Acceleration	---	40 mt / secq	---	40 mt / secq

**MASCHIO AX / MALE AX**



**MASCHIO RD / MALE RD**



**TABELLA COLORI**  
**COLOURS TABLE**

1	WH
2	BN
3	GN
4	YE
5	GY
6	PK
7	BU
8	RD
9	BK
10	VT
11	GYPK
12	RDBU
13	WHGN
14	BNGN
15	WHYE
16	YEBN
17	WHGY



**CONFIGURAZIONI AGGIUNTIVE / MORE CONFIGURATIONS**

Ghiera Inox AISI 304 / <i>Inox AISI 304 Ring Nut</i>	min. 50 pcs	X
Connettore schermato / <i>Shielded Connector</i>		H

**MATERIALI**

Portacontatto in ABS UL94 V0 autoestinguente. Contatto tornito in ottone dorato AU03 (maschio). Ghiera di tenuta meccanica in Ottone Nichelato. Corpo connettore in poliammide nero.

**MATERIALS**

Contact plug holder: self-extinguishing ABS UL94 V0. Turned contact: gold plating AU03 (male). Metal ring nut: nickel-plated brass. Body connector: black polyamide.

SPECIFICHE TECNICHE	TECHNICAL SPECIFICATIONS
Normativa di riferimento	Reference standards IEC 61076-2-101
Corrente Nominale	Nominal Currents 1.5 A
Tensione Nominale	Nominal Voltage 30 V AC-DC
Grado di protezione	Protection Class IP67
Resistività di massa	Resistance ≤ 5mΩ
Temperatura di esercizio (connettore)	Working Temperature -20/+80°C Fix Install

**COMPOSIZIONE CODICE**  
**CODE COMPOSITION**

Tipologia cavo (vedi cod. in tabella)  
Cable type (code like table)

AX = Dritto / Straight  
RD = 90°

AS-M12M/\*\*17050\* \*\*/\*


lunghezza cavo cable length  
001 = 10 cm  
010 = 1 m  
100 = 10 m

**CONFIGURAZIONI AGGIUNTIVE**  
**MORE CONFIGURATIONS**

G = grafoplast

H = connettore schermato shielded connector  
X = ghiera inox / inox ring nut  
HX = connettore schermato e ghiera inox shielded connector and inox ring nut

COD.	C	R	CS	RS
<b>SPECIFICHE CAVO</b> <b>CABLE SPECIFICATIONS</b>	CAVO PVC UL/CSA UL/CSA PVC CABLE	CAVO PUR SCHERMATO UL/CSA PUR SHIELDED CABLE	CAVO PVC SCHERMATO UL/CSA UL/CSA PVC SHIELDED CABLE	CAVO PUR SCHERMATO UL/CSA UL/CSA PUR SHIELDED CABLE
<b>Sezioni</b> <b>Sections</b>	17 x avg 26 (12 x 0.14) 80° - 300 V	17 x avg 26 (12 x 0.14) 80° - 300 V	17 x avg 26 (12 x 0.14) 80° - 300 V	17 x avg 26 (12 x 0.14) 80° - 300 V
<b>Diametri</b> <b>Diameter</b>	7.3 +/- 0.2	7.1 +/- 0.2	7.9 +/- 0.2	7.6 +/- 0.2
<b>Conduttori</b> <b>Conductor</b>	TPO Classe 5 FLEX	TPO Classe 6 FLEX	TPO Classe 5 FLEX	TPO Classe 6 FLEX
<b>Guaina Esterna</b> <b>Outer Jacket</b>	PVC UL/CSA STYLE 21179 Grey DESINA Flam Retardant FT1	PUR UL/CSA STYLE 21576 Grey DESINA Flam Retardant FT2	PVC UL/CSA STYLE 21179 Grey DESINA Flam Retardant FT1	PUR UL/CSA STYLE 21576 Grey DESINA Flam Retardant FT2
<b>Normative di riferimento</b> <b>Reference standards</b>				
<b>Temperatura di esercizio</b> <b>Working temperature</b>	-30 / +80°C Static App. -5 / +80°C Mobile App.	-40 / +80°C Static App. -30 / +80°C Mobile App.	-30 / +80°C Static App. -5 / +80°C Mobile App.	-40 / +80°C Static App. -30 / +80°C Mobile App.
<b>Raggio di curvatura</b> <b>Bending radius</b>	6 x Ø esterno Static App. 15 x Ø esterno Dynamic App.	5 x Ø esterno Static App. 5 x Ø esterno Dynamic App.	6 x Ø esterno Static App. 15 x Ø esterno Dynamic App.	5 x Ø esterno Static App. 7.5 x Ø esterno Dynamic App.
<b>Schermatura</b> <b>Shield</b>	---	---	A treccia - Copertura ≥ 85% Braided coverage ≥ 85%	A treccia - Copertura ≥ 85% Braided coverage ≥ 85%
<b>Velocità di traslazione</b> <b>Traslation's speed</b>	---	300 mt / min	---	300 mt / min
<b>Accelerazione</b> <b>Acceleration</b>	---	40 mt / secq	---	40 mt / secq




# **Prolunghe** *Extenders*

**Lineari**  
*Lineari*



**Ad Y**





### CONNETTORI M8 / M8 CONNECTORS

**MATERIALI**  
Portacontatto in ABS UL94 V0 autoestinguente. Contatto tornito in ottone dorato AU03 (maschio). Contatto stampato in bronzo fosforoso e doratura gold flash (femmina). Ghiera di tenuta meccanica in Ottone Nichelato. Corpo connettore in poliammide nero. O-ring di tenuta in NBR (femmina).

**MATERIALS**  
Contact plug holder: self-extinguishing ABS UL94 V0. Turned contact: gold plating AU03 (male). Contact: phosphorous bronze with gold flash (female). Metal ring nut: nickel-plated brass. Body connector: black polyamide. O-ring: NBR (female).

SPECIFICHE TECNICHE	TECHNICAL SPECIFICATIONS	
Normativa di riferimento	Reference standards	IEC 61076-2-104
Corrente Nominale	Nominal Currents	3 A
Tensione Nominale	Nominal Voltage	60 V AC-DC
Grado di protezione	Protection Class	IP67
Resistività di massa	Resistance	≤ 5mΩ
Temperatura di esercizio (connettore)	Working Temperature	-20/+80°C Fix Install

### CONNETTORI M12 / M12 CONNECTORS

**MATERIALI**  
Portacontatto in ABS UL94 V0 autoestinguente. Contatto tornito in ottone dorato AU03 (maschio). Contatto stampato in bronzo fosforoso e doratura gold flash (femmina). Ghiera di tenuta meccanica in Ottone Nichelato. Corpo connettore in poliammide nero. O-ring di tenuta in Viton (femmina).

**MATERIALS**  
Contact plug holder: self-extinguishing ABS UL94 V0. Turned contact: gold plating AU03 (male). Contact: phosphorous bronze with gold flash (female). Metal ring nut: nickel-plated brass. Metal ring nut: nickel-plated brass. Body connector: black polyamide. O-ring: Viton (female).

SPECIFICHE TECNICHE	TECHNICAL SPECIFICATIONS	
Normativa di riferimento	Reference standards	IEC 61076-2-101
Corrente Nominale	Nominal Currents	4 A
Tensione Nominale	Nominal Voltage	250 V AC-DC
Grado di protezione	Protection Class	IP67
Resistività di massa	Resistance	≤ 5mΩ
Temperatura di esercizio (connettore)	Working Temperature	-20/+80°C Fix Install

### 3 CONDUTTORI / 3 WIRE

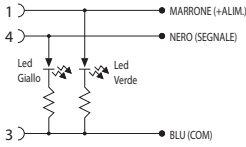
COD.	"C"	"CN"	"R"	"RN"	"CS"	"RS"
SPECIFICHE CAVO CABLE SPECIFICATIONS	CAVO PVC UL/CSA UL/CSA PVC CABLE	CAVO PVC UL/CSA UL/CSA PUR CABLE	CAVO PUR UL/CSA UL/CSA PUR CABLE	CAVO PUR UL/CSA UL/CSA PUR CABLE	CAVO PVC SCHERMATO PVC SHIELDED CABLE	CAVO PUR SCHERMATO PUR SHIELDED CABLE
Sezioni Sections	3 x 22AWG (3 x 0.35) 80° - 300 V	3 x 22AWG (3 x 0.35) 80° - 300 V	3 x 22AWG (3 x 0.35) 80° - 300 V	3 x 22AWG (3 x 0.35) 80° - 300 V	3 x 22AWG (3 x 0.35) ST 80° - 300 V	3 x 22AWG (3 x 0.35) ST 80° - 300 V
Diametri Diameter	4.7 +/- 0.2	4.5 +/- 0.2	4.5 +/- 0.2	4.5 +/- 0.2	4.8 +/- 0.2	4.8 +/- 0.2
Conduttori Conductor	PVC classe 6 FLEX 32 x 0.10	PVC classe 6 FLEX 19 x 0.15	PVC classe 6 FLEX 19 x 0.15	PVC classe 6 FLEX 19 x 0.15	PVC classe 6 FLEX 19 x 0.15	PVC classe 6 FLEX 19 x 0.15
Guaina Esterna Outer Jacket	PVC UL/CSA Oil Resistant UL 1581 STYLE 2464 Grey Ral 7035 Flam Test FT1	PVC UL/CSA Oil Resistant ISO 6722 STYLE 2464 Black RAL 9005 Flame Test FT1	PUR compound Oil resistant ISO 6722 STYLE 21441 Grey Ral 7035 Flam Test FT2	PUR compound Oil resistant ISO 6722 STYLE 21441 Black Flam Test FT2	PVC UL/CSA Oil resistant ISO 6722 STYLE 2464 Grey Ral 7035 Flam Test FT1	PUR Compound Oil resistant ISO 6722 STYLE 21441 Grey Ral 7035 Flam Test FT2
Normative di riferimento Reference standards						
Temperatura di esercizio Working temperature	-15 / +80°C Static App. +5/ +80°C Dynamic App.	-5 / +80°C Static App. +5/ +80°C Dynamic App.	-30 / +80°C Static App. -5/ +80°C Dynamic App.	-30 / +80°C Static App. -5/ +80°C Dynamic App.	-5 / +80°C Static App.	-30 / +80°C Static App. -5/ +80°C Dynamic App.
Raggio di curvatura Bending radius	10 x Ø esterno	10 x Ø esterno	10 x Ø esterno	10 x Ø esterno	10 x Ø esterno	10 x Ø esterno
Schermatura Shield	---	---	---	---	A treccia - Copertura ≥ 80% Braided coverage ≥ 80%	A treccia - Copertura ≥ 80% Braided coverage ≥ 80%
Velocità di traslazione Traslation's speed	90 mt / min	90 mt / min	120 mt / min	120 mt / min	---	---
Accelerazione Acceleration	4 mt / secq	4 mt / secq	5 mt / secq	5 mt / secq	---	5 mt / secq

### CONFIGURAZIONI AGGIUNTIVE / MORE CONFIGURATIONS


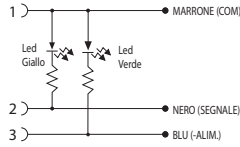
Ghiera Inox AISI 304 / <i>Inox AISI 304 Ring Nut</i>	min. 50 pcs	<b>X</b>
Connettore schermato / <i>Shielded Connector</i>		<b>H</b>

### SCHEMA ELETTRICO / ELECTRICAL LAYOUT

#### PNP (P)



#### NPN (N)



### COMPOSIZIONE CODICE / CODE COMPOSITION

Tipologia cavo (vedi cod. in tabella)  
Cable type (code like table)

AS-PL0500303/\*\*\*/\*\*/\*

lunghezza cavo / cable length  
001 = 10 cm  
010 = 1 m  
100 = 10 m

Cod. (vedi tabella) / Code (like tab)

### CONFIGURAZIONI AGGIUNTIVE / MORE CONFIGURATIONS

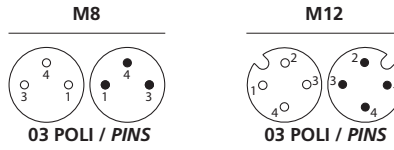
G = grafoplast

H = connettore schermato / *shielded connector*

X = ghiera inox / *inox ring nut*

HX = connettore schermato e ghiera inox / *shielded connector and inox ring nut*

### A, B:



### TABELLA COLORI / COLOURS TABLE

1	BN
3	BU
4	BK

### A 3 POLI / 3 PINS

		A 3 POLI / 3 PINS								
		M12				M8				
		F AX	F RD	F RD LED	M AX	M RD	F AX	F RD	M AX	M RD
M8	M RD	09	17	23N 23P	29	34	38	41	43	44
	M AX	08	16	22N 22P	28	33	37	40	42	
	F RD	07	15	21N 21P	27	32	36	39		
	F AX	06	14	20N 20P	26	31	35			
M12	M RD	05	13	19N 19P	25	30				
	M AX	04	12	18N 18P	24					
	F RD LED	03N 03P	11N 11P							
	F RD	02	10							
	F AX	01								



### CONNETTORI M8 / M8 CONNECTORS

**MATERIALI**  
Portacontatto in ABS V0 UL94 autoestingente, contatto tornito in ottone dorato AU03 (maschio) o stampato in bronzo fosforoso e doratura gold flash (femmina), ghiera di tenuta meccanica in Ottone Nichelato, corpo in poliammide nero durezza shore 92H. O-ring di tenuta in NBR (femmina)

**MATERIALS**  
Contact plug holder: self-extinguishing ABS UL94 V0. Turned contact: gold plating AU03 (male). Contact: phosphorous bronze with gold flash (female). Metal ring nut: nickel-plated brass. Body connector: black polyamide. O-ring: NBR (female).

SPECIFICHE TECNICHE	TECHNICAL SPECIFICATIONS	
Normativa di riferimento	Reference standards	IEC 61076-2-104
Corrente Nominale	Nominal Currents	3 A
Tensione Nominale	Nominal Voltage	30 V AC-DC
Grado di protezione	Protection Class	IP67
Resistività di massa	Resistance	≤ 5mΩ
Temperatura di esercizio (connettore)	Working Temperature	-20/+80°C Fix Install

### CONNETTORI M12 / M12 CONNECTORS

**MATERIALI**  
Portacontatto in ABS V0 UL94 autoestingente, contatto tornito in ottone dorato AU03 (maschio) o stampato in bronzo fosforoso e doratura gold flash (femmina), ghiera di tenuta meccanica in Ottone Nichelato, corpo in poliammide nero durezza shore 92H. O-ring di tenuta in Viton (femmina)

**MATERIALS**  
Contact plug holder: self-extinguishing ABS UL94 V0. Turned contact: gold plating AU03 (male). Contact: phosphorous bronze with gold flash (female). Metal ring nut: nickel-plated brass. Metal ring nut: nickel-plated brass. Body connector: black polyamide. O-ring: Viton (female).

SPECIFICHE TECNICHE	TECHNICAL SPECIFICATIONS	
Normativa di riferimento	Reference standards	IEC 61076-2-101
Corrente Nominale	Nominal Currents	4 A
Tensione Nominale	Nominal Voltage	250 V AC-DC
Grado di protezione	Protection Class	IP67
Resistività di massa	Resistance	≤ 5mΩ
Temperatura di esercizio (connettore)	Working Temperature	-20/+80°C Fix Install

### 4 CONDUTTORI / 4 WIRE

COD.	"C"	"CUY"	"CN"	"CUN"	"R"	"RUY"	"RN"	"RUN"	"CS"	"CSUN"	"RS"
<b>SPECIFICHE CAVO</b> CABLE SPECIFICATIONS	CAVO PVC UL/CSA UL/CSA PVC CABLE	CAVO PVC UL/CSA UL/CSA PVC CABLE	CAVO PVC UL/CSA UL/CSA PVC CABLE	CAVO PVC UL/CSA UL/CSA PVC CABLE	CAVO PUR UL/CSA UL/CSA PUR CABLE	CAVO PUR UL/CSA UL/CSA PUR CABLE	CAVO PUR UL/CSA UL/CSA PUR CABLE	CAVO PUR UL/CSA UL/CSA PUR CABLE	CAVO PVC SCHERMATO SHIELDED PVC CABLE	CAVO PVC SCHERMATO PVC SHIELDED CABLE	CAVO PUR SCHERMATO SHIELDED PUR CABLE
Sezioni Sections	4 x 24AWG (4 x 0.25) 80° - 300 V	4 x 24AWG (4 x 0.25) 80° - 300 V	4 x 24AWG (4 x 0.25) 80° - 300 V	4 x 22AWG (4 x 0.34) 80° - 300 V	4 x 24AWG (4 x 0.25) 80° - 300 V	4 x 24AWG (4 x 0.25) 80° - 300 V	4 x 24AWG (4 x 0.25) 80° - 300 V	4 x avg 22 (4 x 0.34) 80° - 300 V-	4 x 24AWG (4 x 0.25) ST 80° - 300 V	4 x 22AWG (4 x 0.34) ST 80° - 300 V	4 x 24AWG (4 x 0.25) ST 80° - 300 V
Diametri Diameter	4.6 +/- 0.2	4.8 +/- 0.2	4.6 +/- 0.2	4.8 +/- 0.2	4.6 +/- 0.2	4.0 +/- 0.2	4.7 +/- 0.2	4.9 +/- 0.2	4.9 +/- 0.2	5.4 +/- 0.2	4.8 +/- 0.2
Conduttori Conductor	PVC classe 6 FLEX 32 x 0.10	PVC FLEX 32 x 0.10	PVC classe 6 FLEX 32 x 0.10	PVC classe 6 FLEX 19 x 0.15	PVC classe 6 FLEX 19 x 0.13	PVC classe 6 FLEX 32 x 0.10	PVC classe 6 FLEX 19 x 0.13	PVC classe 6 FLEX 19 x 0.15	PVC classe 6 FLEX 19 x 0.13	PVC classe 6 FLEX 42 x 0.10	PVC classe 6 FLEX 19 x 0.13
Guaina Esterna Outer Jacket	PVC UL/CSA Oil resistant UL 1581 STYLE 2464 Grey Ral 7035 Flam Test FT1	PVC UL/CSA Oil resistant UL 1581 STYLE 2464 Yellow RAL 1021 DESINA Flam Test	PVC UL/CSA Oil resistant UL 1581 STYLE 2464 Black Flam Test FT1	PUR UL/CSA Oil resistant ISO 6722 STYLE 2464 Black Flam Test FT1	PUR compound Oil resistant ISO 6722 STYLE 21441 Grey Ral 7035 Flam Test FT2	PUR UL/CSA STYLE 20549 Yellow RAL 1021 DESINA Flam Test FT1	PUR Compound Oil resistant ISO 6722 STYLE 21441 Black - RAL9005 Flam Test FT2	PUR UL/CSA Oil resistant ISO 6722 STYLE 21441 Black RAL 9005 Flam Test FT2	PVC CEI 2022 - II Oil resistant ISO 6722 STYLE 2464 Grey Ral 7035 Flam Test FT1	PVC UL/CSA Oil resistant UL 1581 STYLE 2464 Black Flam Test FT1	PUR Compound Oil resistant ISO 6722 STYLE 20549 Grey Ral 7035 Flam Test FT1
Normative di riferimento Reference standards											
Temperatura di esercizio Working temperature	-5 / +80°C Static App. +5 / +80°C Dynamic App.	-5 / +80°C Static App. +5 / +80°C Dynamic App.	-5 / +80°C Static App. +5 / +80°C Dynamic App.	-5 / +80°C Static App. +5 / +80°C Dynamic App.	-30 / +80°C Static App. -5 / +80°C Dynamic App.	-15 / +80°C Static App. +5 / +80°C Dynamic App.	-30 / +80°C Static App. -5 / +80°C Dynamic App.	-30 / +80°C Static App. -5 / +80°C Dynamic App.	-15 / +80°C Static App.	-15 / +80°C Static App.	-5 / +80°C Static App. +5 / +80°C Dynamic App.
Raggio di curvatura Bending radius	10 x Ø esterno	10 x Ø esterno	10 x Ø esterno	10 x Ø esterno	10 x Ø esterno	10 x Ø esterno	10 x Ø esterno	10 x Ø esterno	10 x Ø esterno	12 x Ø esterno	10 x Ø esterno
Schermatura Shield	---	---	---	---	---	---	---	---	A treccia - Copertura ≥ 80% Braided coverage ≥ 80%	A treccia - Copertura ≥ 80% Braided coverage ≥ 80%	A treccia - Copertura ≥ 80% Braided coverage ≥ 80%
Velocità di traslazione Traslation's speed	90 mt / min	90 mt / min	90 mt / min	120 mt / min	150 mt / min	---	150 mt / min	200 mt / min	---	---	40 mt / min
Accelerazione Acceleration	4 mt / secq	4 mt / secq	5 mt / secq	4 mt / secq	4 mt / secq	---	4 mt / secq	30 mt / secq	---	---	10 mt / secq

### CONFIGURAZIONI AGGIUNTIVE / MORE CONFIGURATIONS

Ghiera Inox AISI 304 / *Inox AISI 304 Ring Nut* min. 50 pcs **X**

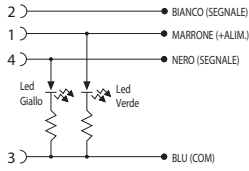
Connettore schermato / *Shielded Connector* **H**

Connettore cod. D / *Connector D code* **D**


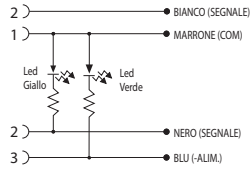


#### SCHEMA ELETTRICO / ELECTRICAL LAYOUT

##### PNP (P)

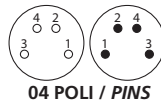


##### NPN (N)

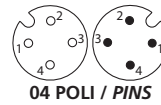


**A, B:**

**M8**



**M12**



#### TABELLA COLORI COLOURS TABLE

1	BN
2	WH
3	BU
4	BK

**COMPOSIZIONE CODICE CODE COMPOSITION**

Tipologia cavo (vedi cod. in tabella) Cable type (code like table)

AS-PL0500404/\*\*\*

lunghezza cavo cable length  
001 = 10 cm  
010 = 1 m  
100 = 10 m

Cod. (vedi tabella) Code (like tab)

\*\*\*D/\*

**CONFIGURAZIONI AGGIUNTIVE MORE CONFIGURATIONS**

D = Connector Cod. D  
G = grafoplast

H = connettore schermato shielded connector  
X = ghiera inox / inox ring nut  
HX = connettore schermato e ghiera inox shielded connector and inox ring nut

### A 4 POLI / 4 PINS

		M12				M8				
		F AX	F RD	F RD LED	M AX	M RD	F AX	F RD	M AX	M RD
<b>M8</b>	<b>M RD</b>	09	17	23N 23P	29	34	38	41	43	44
	<b>M AX</b>	08	16	22N 22P	28	33	37	40	42	
	<b>F RD</b>	07	15	21N 21P	27	32	36	39		
	<b>F AX</b>	06	14	20N 20P	26	31	35			
<b>M12</b>	<b>M RD</b>	05	13	19N 19P	25	30				
	<b>M AX</b>	04	12	18N 18P	24					
	<b>F RD LED</b>	03N 03P	11N 11P							
	<b>F RD</b>	02	10							
	<b>F AX</b>	01								



### CONNETTORI M8 / M8 CONNECTORS

**MATERIALI**  
Portacontatto in ABS V0 UL94 autoestinguente, contatto tornito in ottone dorato AU03 (maschio) o stampato in bronzo fosforoso e doratura gold flash (femmina), ghiera di tenuta meccanica in Ottone Nichelato, corpo in poliammide nero durezza shore 92H. O-ring di tenuta in NBR (femmina)

**MATERIALS**  
Contact plug holder: self-extinguishing ABS UL94 V0. Turned contact: gold plating AU03 (male). Contact: phosphorouse bronze with gold flash (female). Metal ring nut: nickel-plated brass. Body connector: black polyamide. O-ring: NBR (female).

SPECIFICHE TECNICHE	TECHNICAL SPECIFICATIONS	
Normativa di riferimento	Reference standards	IEC 61076-2-104
Corrente Nominale	Nominal Currents	3 A
Tensione Nominale 3 Poli	Nominal Voltage 3 Pins	60 V AC-DC
Tensione Nominale 4 Poli	Nominal Voltage 4 Pins	30 V AC-DC
Grado di protezione	Protection Class	IP67
Resistività di massa	Resistance	≤ 5mΩ
Temperatura di esercizio (connettore)	Working Temperature	-20/+80°C Fix Install

### CONNETTORI M12 / M12 CONNECTORS

**MATERIALI**  
Portacontatto in ABS V0 UL94 autoestinguente, contatto tornito in ottone dorato AU03 (maschio) o stampato in bronzo fosforoso e doratura gold flash (femmina), ghiera di tenuta meccanica in Ottone Nichelato, corpo in poliammide nero durezza shore 92H. O-ring di tenuta in Viton (femmina).

**MATERIALS**  
Contact plug holder: self-extinguishing ABS UL94 V0. Turned contact: gold plating AU03 (male). Contact: phosphorouse bronze with gold flash (female). Metal ring nut: nickel-plated brass. Metal ring nut: nickel-plated brass. Body connector: black polyamide. O-ring: Viton (female).

SPECIFICHE TECNICHE	TECHNICAL SPECIFICATIONS	
Normativa di riferimento	Reference standards	IEC 61076-2-101
Corrente Nominale	Nominal Currents	4 A
Tensione Nominale	Nominal Voltage	250 V AC-DC
Grado di protezione	Protection Class	IP67
Resistività di massa	Resistance	≤ 5mΩ
Temperatura di esercizio (connettore)	Working Temperature	-20/+80°C Fix Install

### 3 CONDUTTORI / 3 WIRE

COD.	"C"	"CN"	"R"	"RN"	"CS"	"RS"
SPECIFICHE CAVO CABLE SPECIFICATIONS	CAVO PVC UL/CSA UL/CSA PVC CABLE	CAVO PVC UL/CSA UL/CSA PUR CABLE	CAVO PUR UL/CSA UL/CSA PUR CABLE	CAVO PUR UL/CSA UL/CSA PUR CABLE	CAVO PVC SCHERMATO PVC SHIELDED CABLE	CAVO PUR SCHERMATO PUR SHIELDED CABLE
Sezioni Sections	3 x 22AWG (3 x 0.35) 80° - 300 V	3 x 22AWG (3 x 0.35) 80° - 300 V	3 x 22AWG (3 x 0.35) 80° - 300 V	3 x 22AWG (3 x 0.35) 80° - 300 V	3 x 22AWG (3 x 0.35) ST 80° - 300 V	3 x 22AWG (3 x 0.35) ST 80° - 300 V
Diametri Diameter	4.7 +/- 0.2	4.5 +/- 0.2	4.5 +/- 0.2	4.5 +/- 0.2	4.8 +/- 0.2	4.8 +/- 0.2
Conduttori Conductor	PVC classe 6 FLEX 32 x 0.10	PVC classe 6 FLEX 19 x 0.15	PVC classe 6 FLEX 19 x 0.15	PVC classe 6 FLEX 19 x 0.15	PVC classe 6 FLEX 19 x 0.15	PVC classe 6 FLEX 19 x 0.15
Gaina Esterna Outer Jacket	PVC UL/CSA Oil Resistant UL 1581 STYLE 2464 Grey Ral 7035 Flam Test FT1	PVC UL/CSA Oil Resistant ISO 6722 STYLE 2464 Black RAL 9005 Flame Test FT1	PUR compound Oil resistant ISO 6722 STYLE 21441 Grey Ral 7035 Flam Test FT2	PUR compound Oil resistant ISO 6722 STYLE 21441 Black Flam Test FT2	PVC UL/CSA Oil resistant ISO 6722 STYLE 2464 Grey Ral 7035 Flam Test FT1	PUR Compound Oil resistant ISO 6722 STYLE 21441 Grey Ral 7035 Flam Test FT2
Normative di riferimento Reference standards						
Temperatura di esercizio Working temperature	-15 / +80°C Static App. +5/ +80°C Dynamic App.	-5 / +80°C Static App. +5/ +80°C Dynamic App.	-30 / +80°C Static App. -5/ +80°C Dynamic App.	-30 / +80°C Static App. -5/ +80°C Dynamic App.	-5 / +80°C Static App.	-30 / +80°C Static App. -5/ +80°C Dynamic App.
Raggio di curvatura Bending radius	10 x Ø esterno	10 x Ø esterno	10 x Ø esterno	10 x Ø esterno	10 x Ø esterno	10 x Ø esterno
Schermatura Shield	---	---	---	---	A treccia - Copertura ≥ 80% Braided coverage ≥ 80%	A treccia - Copertura ≥ 80% Braided coverage ≥ 80%
Velocità di traslazione Traslation's speed	90 mt / min	90 mt / min	120 mt / min	120 mt / min	---	---
Accelerazione Acceleration	4 mt / secq	4 mt / secq	5 mt / secq	5 mt / secq	---	5 mt / secq

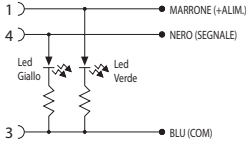


### CONFIGURAZIONI AGGIUNTIVE / MORE CONFIGURATIONS


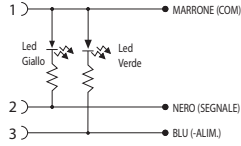
Ghiera Inox AISI 304 / <i>Inox AISI 304 Ring Nut</i>	min. 50 pcs	<b>X</b>
Connettore schermato / <i>Shielded Connector</i>		<b>H</b>

#### SCHEMA ELETTRICO / ELECTRICAL LAYOUT

##### PNP (P)



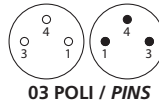
##### NPN (N)



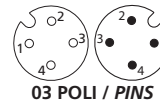
COMPOSIZIONE CODICE CODE COMPOSITION	CONFIGURAZIONI AGGIUNTIVE MORE CONFIGURATIONS
Tipologia cavo (vedi cod. in tabella) Cable type (code like table) <b>AS-PL0500304/***</b>	G = grafoplast
lunghezza cavo cable length 001 = 10 cm 010 = 1 m 100 = 10 m	
Cod. (vedi tabella) Code (like tab)	H = connettore schermato shielded connector X = ghiera inox / <i>inox ring nut</i> HX = connettore schermato e ghiera inox shielded connector and <i>inox ring nut</i>

### A, B:

#### M8



#### M12



#### TABELLA COLORI COLOURS TABLE

1		BN
3		BU
4		BK

### A 4 POLI / 4 PINS

#### M12

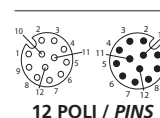
	M8	M12				
		F AX	F RD	F RD LED	M AX	M RD
<b>B 3 POLI / 3 PINS</b>		09	17	23N 23P	29	34
		08	16	22N 22P	28	33
		07	15	21N 21P	27	32
		06	14	20N 20P	26	31







**A, B:**  
M12



**TABELLA COLORI  
COLOURS TABLE**

1	WH
2	BN
3	GN
4	YE
5	GY
6	PK
7	BU
8	RD
9	BK
10	VT
11	GYPK
12	RDBU

## CONFIGURAZIONI AGGIUNTIVE / MORE CONFIGURATIONS

Ghiera Inox AISI 304 / <i>Inox AISI 304 Ring Nut</i>	min. 50 pcs	<b>X</b>
Connettore schermato / <i>Shielded Connector</i>		<b>H</b>

COMPOSIZIONE CODICE CODE COMPOSITION	CONFIGURAZIONI AGGIUNTIVE MORE CONFIGURATIONS
Tipologia cavo (vedi cod. in tabella) Cable type (code like table)	
lunghezza cavo cable length 001 = 10 cm 010 = 1 m 100 = 10 m	
Cod. (vedi tabella) Code (like tab)	
G = grafoplast	
H = connettore schermato shielded connector	
X = ghiera inox / <i>inox ring nut</i>	
HX = connettore schermato e ghiera inox shielded connector and <i>inox ring nut</i>	

## A M12 12 POLI / 12 PINS

	F AX	F RD	M AX	M RD
M RD	05	13	25	30
M AX	04	12	24	
F RD	02	10		
F AX	01			

## MATERIALI

Portacontatto in ABS V0 UL94 autoestinguente, contatto tornito in ottone dorato AU03. Ghiera di tenuta meccanica in Ottone Nichelato. Corpo in poliammide nero durezza shore 92H. O-ring di tenuta in Viton (femmina).

## MATERIALS

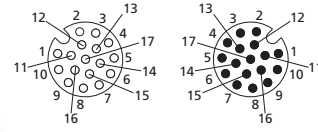
Contact plug holder: self-extinguishing ABS UL94 V0. Turned contact: gold plating AU03. Metal ring nut: nickel-plated brass. Metal ring nut: nickel-plated brass. Body connector: black polyamide. O-ring: Viton (female).

## SPECIFICHE TECNICHE

## TECHNICAL SPECIFICATIONS

Normativa di riferimento	Reference standards	IEC 61076-2-101
Corrente Nominale	Nominal Currents	1.5 A
Tensione Nominale	Nominal Voltage	30 V AC-DC
Grado di protezione	Protection Class	IP67
Resistività di massa	Resistance	≤ 5mΩ
Temperatura di esercizio (connettore)	Working Temperature	-20/+80°C Fix Install

COD.	C	R	CS	RS
<b>SPECIFICHE CAVO CABLE SPECIFICATIONS</b>	<b>CAVO PVC UL/CSA UL/CSA PVC CABLE</b>	<b>CAVO PUR SCHERMATO UL/CSA PUR SHIELDED CABLE</b>	<b>CAVO PVC SCHERMATO UL/CSA UL/CSA PVC SHIELDED CABLE</b>	<b>CAVO PUR SCHERMATO UL/CSA UL/CSA PUR SHIELDED CABLE</b>
Sezioni Sections	12 x avg 24 (12 x 0,25) 80° - 300 V	12 x avg 24 (12 x 0,25) 80° - 300 V	12 x avg 24 ST (12 x 0,25) 80° - 300 V	12 x avg 24 ST (12 x 0,25) 80° - 300 V
Diametri Diameter	6.5 +/- 0.2	7.1 +/- 0.2	6.9 +/- 0.2	7.6 +/- 0.2
Conduttori Conductor	TPO Classe 5 FLEX	TPO Classe 6 FLEX	TPO Classe 5 FLEX	TPO Classe 6 FLEX
Guaina Esterna Outer Jacket	PVC UL/CSA STYLE 21179 Grey DESINA Flam Retardant FT1	PUR UL/CSA STYLE 21576 Grey DESINA Flam Retardant FT2	PVC UL/CSA STYLE 21179 Grey DESINA Flam Retardant FT1	PUR UL/CSA STYLE 21576 Grey DESINA Flam Retardant FT2
Normative di riferimento Reference standards	<b>UL</b>	<b>UL</b>	<b>UL</b>	<b>UL</b>
Temperatura di esercizio Working temperature	-30 / +80°C Static App. -5 / +80°C Mobile App.	-40 / +80°C Static App. -30 / +80°C Mobile App.	-30 / +80°C Static App. -5 / +80°C Mobile App.	-40 / +80°C Static App. -30 / +80°C Mobile App.
Raggio di curvatura Bending radius	6 x Ø esterno Static App. 15 x Ø esterno Dynamic App.	5 x Ø esterno Static App. 5 x Ø esterno Dynamic App.	6 x Ø esterno Static App. 15 x Ø esterno Dynamic App.	5 x Ø esterno Static App. 7.5 x Ø esterno Dynamic App.
Schermatura Shield	---	---	A treccia - Copertura ≥ 85% Braided coverage ≥ 85%	A treccia - Copertura ≥ 85% Braided coverage ≥ 85%
Velocità di traslazione Traslation's speed	---	300 mt / min	---	300 mt / min
Accelerazione Acceleration	---	40 mt / secq	---	40 mt / secq



**TABELLA COLORI**  
**COLOURS TABLE**

1	WH
2	BN
3	GN
4	YE
5	GY
6	PK
7	BU
8	RD
9	BK
10	VT
11	GYPK
12	RDBU
13	WHGN
14	BNGN
15	WHYE
16	YEBN
17	WHGY

### CONFIGURAZIONI AGGIUNTIVE / MORE CONFIGURATIONS

Ghiera Inox AISI 304 / <i>Inox AISI 304 Ring Nut</i>	min. 50 pcs	<b>X</b>
Connettore schermato / <i>Shielded Connector</i>		<b>H</b>

COMPOSIZIONE CODICE CODE COMPOSITION	CONFIGURAZIONI AGGIUNTIVE MORE CONFIGURATIONS
<p>Tipologia cavo (vedi cod. in tabella) Cable type (code like table)</p> <p>AS-PL0501717/***</p> <p>lunghezza cavo cable length 001 = 10 cm 010 = 1 m 100 = 10 m</p> <p>Cod. (vedi tabella) Code (like tab)</p>	<p>G = grafioplast</p> <p>H = connettore schermato shielded connector X = ghiera inox / <i>inox ring nut</i> HX = connettore schermato e ghiera inox shielded connector and <i>inox ring nut</i></p>

### A M12 17 POLI / 17 PINS

	F AX	F RD	M AX	M RD
B M12 17 POLI / 17 PINS				
M RD	05	13	25	30
M AX	04	12	24	
F RD	02	10		
F AX	01			

### MATERIALI

Portacontatto in ABS V0 UL94 autoestinguente, contatto tornito in ottone dorato AU03. Ghiera di tenuta meccanica in Ottone Nichelato. Corpo in poliammide nero durezza shore 92H. O-ring di tenuta in Viton (femmina).

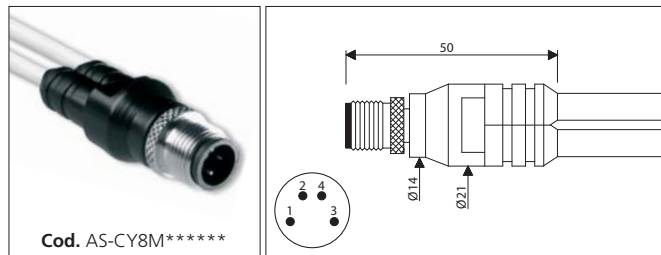
### MATERIALS

Contact plug holder: self-extinguishing ABS UL94 V0. Turned contact: gold plating AU03. Metal ring nut: nickel-plated brass. Metal ring nut: nickel-plated brass. Body connector: black polyamide. O-ring: Viton (female).

SPECIFICHE TECNICHE	TECHNICAL SPECIFICATIONS
Normativa di riferimento	Reference standards IEC 61076-2-101
Corrente Nominale	Nominal Currents 1.5 A
Tensione Nominale	Nominal Voltage 30 V AC-DC
Grado di protezione	Protection Class IP67
Resistività di massa	Resistance ≤ 5mΩ
Temperatura di esercizio (connettore)	Working Temperature -20/+80°C Fix Install

COD.	C	R	CS	RS
SPECIFICHE CAVO CABLE SPECIFICATIONS	CAVO PVC UL/CSA UL/CSA PVC CABLE	CAVO PUR SCHERMATO UL/CSA PUR SHIELDED CABLE	CAVO PVC SCHERMATO UL/CSA UL/CSA PVC SHIELDED CABLE	CAVO PUR SCHERMATO UL/CSA UL/CSA PUR SHIELDED CABLE
Sezioni Sections	17 x awg 26 (12 x 0.14) 80° - 300 V	17 x awg 26 (12 x 0.14) 80° - 300 V	17 x awg 26 ST (12 x 0.14) 80° - 300 V	17 x awg 26 ST (12 x 0.14) 80° - 300 V
Diametri Diameter	7.3 +/- 0.2	7.1 +/- 0.2	7.9 +/- 0.2	7.6 +/- 0.2
Conduttori Conductor	TPO Classe 5 FLEX	TPO Classe 6 FLEX	TPO Classe 5 FLEX	TPO Classe 6 FLEX
Guaina Esterna Outer Jacket	PVC UL/CSA STYLE 211179 Grey DESINA Flam Retardant FT1	PUR UL/CSA STYLE 21576 Grey DESINA Flam Retardant FT2	PVC UL/CSA STYLE 211179 Grey DESINA Flam Retardant FT1	PUR UL/CSA STYLE 21576 Grey DESINA Flam Retardant FT2
Normative di riferimento Reference standards				
Temperatura di esercizio Working temperature	-30 / +80°C Static App. -5 / +80°C Mobile App.	-40 / +80°C Static App. -30 / +80°C Mobile App.	-30 / +80°C Static App. -5 / +80°C Mobile App.	-40 / +80°C Static App. -30 / +80°C Mobile App.
Raggio di curvatura Bending radius	6 x Ø esterno Static App. 15 x Ø esterno Dynamic App.	5 x Ø esterno Static App. 5 x Ø esterno Dynamic App.	6 x Ø esterno Static App. 15 x Ø esterno Dynamic App.	5 x Ø esterno Static App. 7.5 x Ø esterno Dynamic App.
Schermatura Shield	---	---	A treccia - Copertura ≥ 85% Braided coverage ≥ 85%	A treccia - Copertura ≥ 85% Braided coverage ≥ 85%
Velocità di traslazione Traslation's speed	---	300 mt / min	---	300 mt / min
Accelerazione Acceleration	---	40 mt / secq	---	40 mt / secq

### MASCHIO / MALE



### FEMMINA / FEMALE

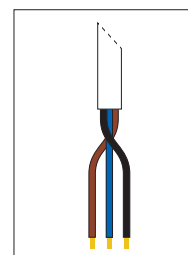
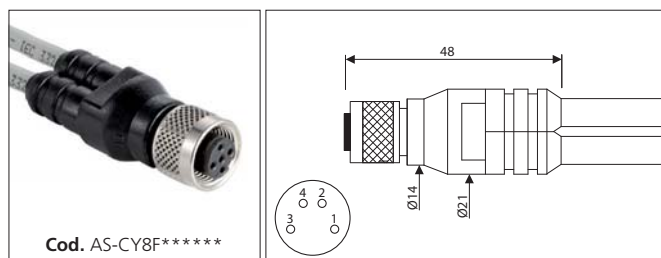


TABELLA COLORI  
COLOURS TABLE

1	BN
3	BU
4	BK

### CONFIGURAZIONI AGGIUNTIVE / MORE CONFIGURATIONS

Ghiera Inox AISI 304 / <i>Inox AISI 304 Ring Nut</i>	min. 50 pcs	X
Connettore schermato / <i>Shielded Connector</i>		H

#### MATERIALI

Portacontatto in ABS V0 UL94 autoestinguente, contatto tornito in ottone dorato AU03. Ghiera di tenuta meccanica in Ottone Nichelato. Corpo in poliammide nero durezza shore 92H. O-ring di tenuta in Viton (femmina).

#### MATERIALS

Contact plug holder: self-extinguishing ABS UL94 V0. Turned contact: gold plating AU03 (male). Contact: phosphorouse bronze with gold flash (female). Metal ring nut: nickel-plated brass. Metal ring nut: nickel-plated brass. Body connector: black polyamide. O-ring: Viton (female).

**COMPOSIZIONE CODICE**  
CODE COMPOSITION

Tipologia cavo (vedi cod. in tabella)  
Cable type (code like table)

F = femmina / female  
M = maschio / male

AS-CY8\*050/\*\*\*

lunghezza cavo  
cable length  
001 = 10 cm  
010 = 1 m  
100 = 10 m

Cod. (vedi tabella)  
Code (like tab)



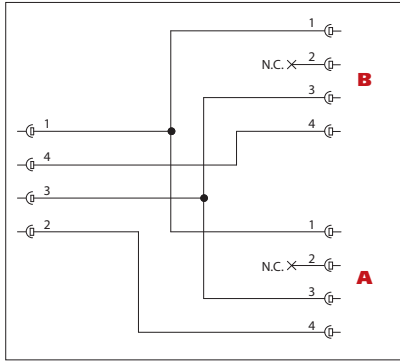
**CONFIGURAZIONI AGGIUNTIVE**  
MORE CONFIGURATIONS

H = connettore schermato  
shielded connector  
X = ghiera inox / *inox ring nut*  
HX = connettore schermato e ghiera inox  
shielded connector and *inox ring nut*

SPECIFICHE TECNICHE	TECHNICAL SPECIFICATIONS	M8	M12
Normativa di riferimento	Reference standards	IEC 61076-2-104	IEC 61076-2-101
Corrente Nominale	Nominal Currents	3 A	4 A
Tensione Nominale	Nominal Voltage	30 V AC-DC	250 V AC-DC
Grado di protezione	Protection Class	IP67	IP67
Resistività di massa	Resistance	≤ 5mΩ	≤ 5mΩ
Temperatura di esercizio	Working Temperature	-20/+80°C Fix Install	-20/+80°C Fix Install

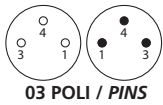
### 3 CONDUTTORI / 3 WIRE

COD.	"C"	"CN"	"R"	"RN"	"CS"	"RS"
SPECIFICHE CAVO CABLE SPECIFICATIONS	CAVO PVC UL/CSA UL/CSA PVC CABLE	CAVO PVC UL/CSA UL/CSA PVC CABLE	CAVO PUR UL/CSA UL/CSA PUR CABLE	CAVO PUR UL/CSA UL/CSA PUR CABLE	CAVO PVC SCHERMATO PVC SHIELDED CABLE	CAVO PUR SCHERMATO PUR SHIELDED CABLE
Sezioni Sections	3 x 22AWG (3 x 0.35) 80° - 300 V	3 x 22AWG (3 x 0.35) 80° - 300 V	3 x 22AWG (3 x 0.35) 80° - 300 V	3 x 22AWG (3 x 0.35) 80° - 300 V	3 x 22AWG (3 x 0.35) ST 80° - 300 V	3 x 22AWG (3 x 0.35) ST 80° - 300 V
Diametri Diameter	4.7 +/- 0.2	4.5 +/- 0.2	4.5 +/- 0.2	4.5 +/- 0.2	4.8 +/- 0.2	4.8 +/- 0.2
Conduttori Conductor	PVC classe 6 FLEX 32 x 0.10	PVC classe 6 FLEX 19 x 0.15	PVC classe 6 FLEX 19 x 0.15	PVC classe 6 FLEX 19 x 0.15	PVC classe 6 FLEX 19 x 0.15	PVC classe 6 FLEX 19 x 0.15
Guaina Esterna Outer Jacket	PVC UL/CSA Oil Resistant UL 1581 STYLE 2464 Grey Ral 7035 Flam Test FT1	PVC UL/CSA Oil Resistant ISO 6722 STYLE 2464 Black RAL 9005 Flame Test FT1	PUR compound Oil resistant ISO 6722 STYLE 21441 Grey Ral 7035 Flam Test FT2	PUR compound Oil resistant ISO 6722 STYLE 21441 Black Flam Test FT2	PVC UL/CSA Oil resistant ISO 6722 STYLE 2464 Grey Ral 7035 Flam Test FT1	PUR Compound Oil resistant ISO 6722 STYLE 21441 Grey Ral 7035 Flam Test FT2
Normative di riferimento Reference standards						
Temperatura di esercizio Working temperature	-15 / +80°C Static App. +5/ +80°C Dynamic App.	-5 / +80°C Static App. +5/ +80°C Dynamic App.	-30 / +80°C Static App. -5/ +80°C Dynamic App.	-30 / +80°C Static App. -5/ +80°C Dynamic App.	-5 / +80°C Static App.	-30 / +80°C Static App. -5/ +80°C Dynamic App.
Raggio di curvatura Bending radius	10 x Ø esterno	10 x Ø esterno	10 x Ø esterno	10 x Ø esterno	10 x Ø esterno	10 x Ø esterno
Schermatura Shield	---	---	---	---	A treccia - Copertura ≥ 80% Braided coverage ≥ 80%	A treccia - Copertura ≥ 80% Braided coverage ≥ 80%
Velocità di traslazione Traslation's speed	90 mt / min	90 mt / min	120 mt / min	120 mt / min	---	---
Accelerazione Acceleration	4 mt / secq	4 mt / secq	5 mt / secq	5 mt / secq	---	5 mt / secq

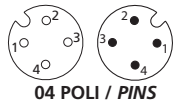


**A, B:**

M8



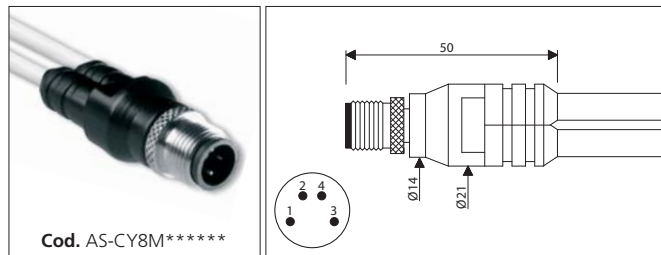
M12



### A connessione SERIALE / SERIAL connection

		M12				M8				FREE	
		M AX	M RD	F AX	F RD	M AX	M RD	F AX	F RD	FREE	
B connessione SERIALE / SERIAL connection	FREE		39	47	02	03	56	60	04	05	01
	M8	F RD		38	46	09	12	55	59	14	15
		F AX		37	45	08	11	54	58	13	
		M RD		36	44	49	51	53	57		
		M AX		35	43	48	50	52			
		F RD		34	42	07	10				
		F AX		33	41	06					
		M12	M RD		32	40					
M AX			31								

## MASCHIO / MALE



## FEMMINA / FEMALE

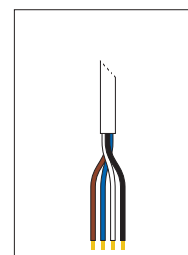
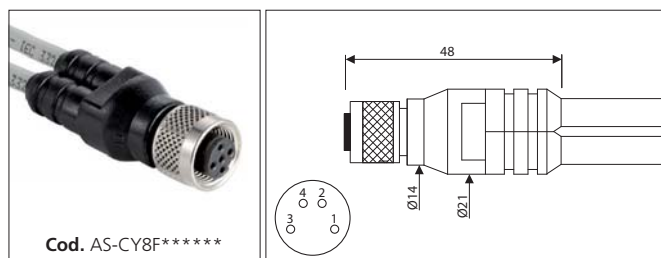


TABELLA COLORI  
COLOURS TABLE

1	BN
2	WH
3	BU
4	BK

### CONFIGURAZIONI AGGIUNTIVE / MORE CONFIGURATIONS

Ghiera Inox AISI 304 / Inox AISI 304 Ring Nut	min. 50 pcs	X
Connettore schermato / Shielded Connector		H

### MATERIALI

Portacontatto in ABS V0 UL94 autoestinguente, contatto tornito in ottone dorato AU03 (maschio) o stampato in bronzo fosforoso e doratura gold flash (femmina), ghiera di tenuta meccanica in Ottone Nichelato, corpo in poliammide nero durezza shore 92H. O-ring di tenuta in Viton (femmina).

### MATERIALS

Contact plug holder: self-extinguishing ABS UL94 V0. Turned contact: gold plating AU03 (male). Contact: phosphorous bronze with gold flash (female). Metal ring nut: nickel-plated brass. Metal ring nut: nickel-plated brass. Body connector: black polyamide. O-ring: Viton (female).

**COMPOSIZIONE CODICE**  
**CODE COMPOSITION**

Tipologia cavo (vedi cod. in tabella)  
Cable type (code like table)

F = femmina / female  
M = maschio / male

AS-CY8\*050/\*\*\*

lunghezza cavo cable length  
001 = 10 cm  
010 = 1 m  
100 = 10 m

Cod. (vedi tabella)  
Code (like table)



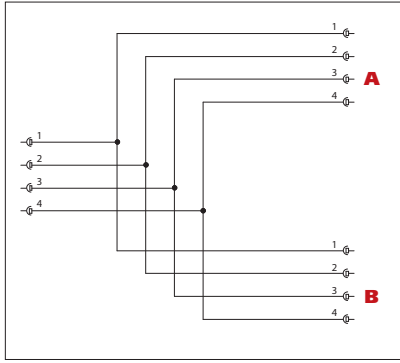
**CONFIGURAZIONI AGGIUNTIVE**  
**MORE CONFIGURATIONS**

H = connettore schermato shielded connector  
X = ghiera inox / inox ring nut  
HX = connettore schermato e ghiera inox shielded connector and inox ring nut

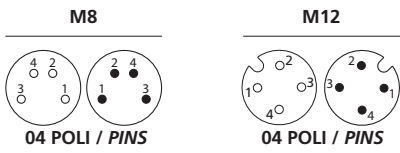
### 4 CONDUTTORI / 4 WIRE

COD.	"C"	"CUY"	"CN"	"CUN"	"R"	"RUY"	"RN"	"RUN"	"CS"	"CSUN"	"RS"
<b>SPECIFICHE CAVO</b> CABLE SPECIFICATIONS	CAVO PVC UL/CSA UL/CSA PVC CABLE	CAVO PVC UL/CSA UL/CSA PVC CABLE	CAVO PVC UL/CSA UL/CSA PVC CABLE	CAVO PVC UL/CSA UL/CSA PVC CABLE	CAVO PUR UL/CSA UL/CSA PUR CABLE	CAVO PUR UL/CSA UL/CSA PUR CABLE	CAVO PUR UL/CSA UL/CSA PUR CABLE	CAVO PUR UL/CSA UL/CSA PUR CABLE	CAVO PVC SCHERMATO SHIELDED PVC CABLE	CAVO PVC SCHERMATO PVC SHIELDED CABLE	CAVO PUR SCHERMATO SHIELDED PUR CABLE
Sezioni Sections	4 x 24AWG (4 x 0.25) 80° - 300 V	4 x 24AWG (4 x 0.25) 80° - 300 V	4 x 24AWG (4 x 0.25) 80° - 300 V	4 x 22AWG (4 x 0.34) 80° - 300 V	4 x 24AWG (4 x 0.25) 80° - 300 V	4 x 24AWG (4 x 0.25) 80° - 300 V	4 x 24AWG (4 x 0.25) 80° - 300 V	4 x awg 22 (4 x 0.34) 80° - 300 V-	4 x 24AWG (4 x 0.25) ST 80° - 300 V	4 x 22AWG (4 x 0.34) ST 80° - 300 V	4 x 24AWG (4 x 0.25) ST 80° - 300 V
Diametri Diameter	4.6 +/- 0.2	4.8 +/- 0.2	4.6 +/- 0.2	4.8 +/- 0.2	4.6 +/- 0.2	4.0 +/- 0.2	4.7 +/- 0.2	4.9 +/- 0.2	4.9 +/- 0.2	5.4 +/- 0.2	4.8 +/- 0.2
Conduttori Conductor	PVC classe 6 FLEX 32 x 0.10	PVC FLEX 32 x 0.10	PVC classe 6 FLEX 32 x 0.10	PVC classe 6 FLEX 19 x 0.15	PVC classe 6 FLEX 19 x 0.13	PVC classe 6 FLEX 32 x 0.10	PVC classe 6 FLEX 19 x 0.13	PVC classe 6 FLEX 19 x 0.15	PVC classe 6 FLEX 19 x 0.13	PVC classe 6 FLEX 42 x 0.10	PVC classe 6 FLEX 19 x 0.13
Guaina Esterna Outer Jacket	PVC UL/CSA Oil resistant UL 1581 STYLE 2464 Grey Ral 7035 Flam Test FT1	PVC UL/CSA Oil resistant UL 1581 STYLE 2464 Yellow RAL 1021 DESINA Flam Test	PVC UL/CSA Oil resistant UL 1581 STYLE 2464 Black Flam Test FT1	PUR UL/CSA Oil resistant ISO 6722 STYLE 2464 Black Flam Test FT1	PUR compound Oil resistant ISO 6722 STYLE 21441 Grey Ral 7035 Flam Test FT2	PUR UL/CSA STYLE 20549 Yellow RAL 1021 DESINA Flam Test FT1	PUR Compound Oil resistant ISO 6722 STYLE 21441 Black - RAL9005 Flam Test FT2	PUR UL/CSA Oil resistant ISO 6722 STYLE 21441 Black RAL 9005 Flam Test FT2	PVC CEI 2022 - II Oil resistant ISO 6722 STYLE 2464 Grey Ral 7035 Flam Test FT1	PVC UL/CSA Oil resistant UL 1581 STYLE 2464 Black Flam Test FT1	PUR Compound Oil resistant ISO 6722 STYLE 20549 Grey Ral 7035 Flam Test FT1
Normative di riferimento Reference standards	UL	UL	UL	UL	UL	UL	UL	UL	UL	UL	UL
Temperatura di esercizio Working temperature	-5 / +80°C Static App. +5 / +80°C Dynamic App.	-5 / +80°C Static App. +5 / +80°C Dynamic App.	-5 / +80°C Static App. +5 / +80°C Dynamic App.	-5 / +80°C Static App. +5 / +80°C Dynamic App.	-30 / +80°C Static App. -5 / +80°C Dynamic App.	-15 / +80°C Static App. +5 / +80°C Dynamic App.	-30 / +80°C Static App. -5 / +80°C Dynamic App.	-30 / +80°C Static App. -5 / +80°C Dynamic App.	-15 / +80°C Static App.	-15 / +80°C Static App.	-5 / +80°C Static App. +5 / +80°C Dynamic App.
Raggio di curvatura Bending radius	10 x Ø esterno	10 x Ø esterno	10 x Ø esterno	10 x Ø esterno	10 x Ø esterno	10 x Ø esterno	10 x Ø esterno	10 x Ø esterno	10 x Ø esterno	12 x Ø esterno	10 x Ø esterno
Schermatura Shield	---	---	---	---	---	---	---	---	A treccia - Copertura ≥ 80% Braided coverage ≥ 80%	A treccia - Copertura ≥ 80% Braided coverage ≥ 80%	A treccia - Copertura ≥ 80% Braided coverage ≥ 80%
Velocità di traslazione Translation's speed	90 mt / min	90 mt / min	90 mt / min	120 mt / min	150 mt / min	---	150 mt / min	200 mt / min	---	---	40 mt / min
Accelerazione Acceleration	4 mt / seqq	4 mt / seqq	5 mt / seqq	4 mt / seqq	4 mt / seqq	---	4 mt / seqq	30 mt / seqq	---	---	10 mt / seqq





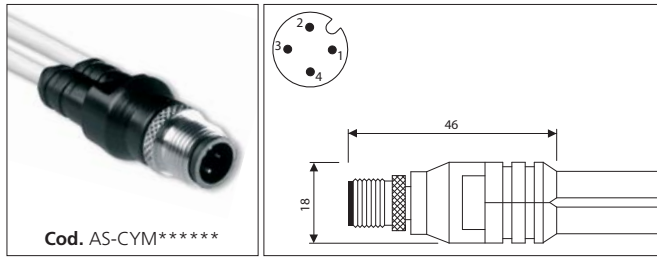
**A, B:**



### A connessione PARALLELO / DOUBLE connection

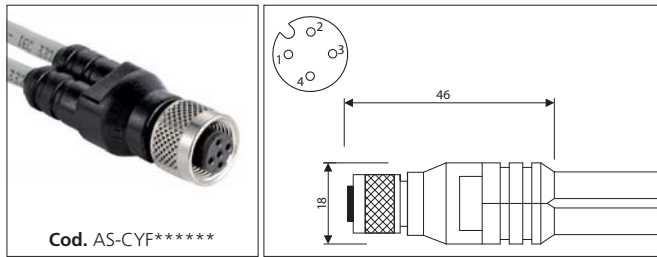
		M12				M8				FREE		
		M AX	M RD	F AX	F RD	M AX	M RD	F AX	F RD	FREE		
B connessione PARALLELO / DOUBLE connection	FREE		82	74	17	18	65	61	19	20	16	
	M8	F RD		83	75	24	27	66	62	29	30	
		F AX		84	76	23	26	67	63	28		
		M RD		85	77	72	70	68	64			
		M AX		86	78	73	71	69				
		F RD		87	79	22	25					
		F AX		88	80	21						
		M12	M RD		89	81						
M AX			90									

**MASCHIO / MALE**

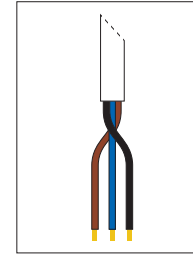


Cod. AS-CYM\*\*\*\*\*

**FEMMINA / FEMALE**



Cod. AS-CYF\*\*\*\*\*



**TABELLA COLORI**  
**COLOURS TABLE**

1	BN
3	BU
4	BK

**CONFIGURAZIONI AGGIUNTIVE / MORE CONFIGURATIONS**

Ghiera Inox AISI 304 / <i>Inox AISI 304 Ring Nut</i>	min. 50 pcs	X
Connettore schermato / <i>Shielded Connector</i>		H

**MATERIALI**

Portacontatto in ABS V0 UL94 autoestinguente, contatto tornito in ottone dorato AU03 (maschio) o stampato in bronzo fosforoso e doratura gold flash (femmina), ghiera di tenuta meccanica in Ottone Nichelato, corpo in poliammide nero durezza shore 92H. O-ring di tenuta in Viton (femmina).

**MATERIALS**

Contact plug holder: self-extinguishing ABS UL94 V0. Turned contact: gold plating AU03 (male). Contact: phosphorous bronze with gold flash (female). Metal ring nut: nickel-plated brass. Metal ring nut: nickel-plated brass. Body connector: black polyamide. O-ring: Viton (female).

**COMPOSIZIONE CODICE**  
**CODE COMPOSITION**

Tipologia cavo (vedi cod. in tabella)  
Cable type (code like table)

F = femmina / female  
M = maschio / male

**AS-CY\*050/\*\*\***

lunghezza cavo  
cable length  
001 = 10 cm  
010 = 1 m  
100 = 10 m

Cod. (vedi tabella)  
Code (like tab)


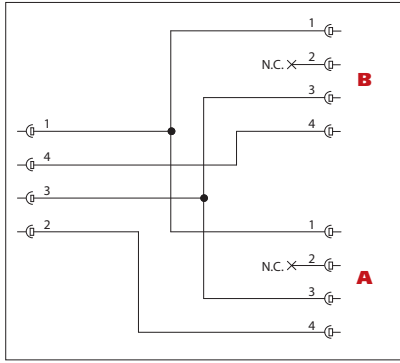
**CONFIGURAZIONI AGGIUNTIVE**  
**MORE CONFIGURATIONS**

H = connettore schermato  
shielded connector  
X = ghiera inox / *inox ring nut*  
HX = connettore schermato e ghiera inox  
shielded connector and *inox ring nut*

SPECIFICHE TECNICHE	TECHNICAL SPECIFICATIONS	M8	M12
Normativa di riferimento	Reference standards	IEC 61076-2-104	IEC 61076-2-101
Corrente Nominale	Nominal Currents	3 A	4 A
Tensione Nominale	Nominal Voltage	30 V AC-DC	250 V AC-DC
Grado di protezione	Protection Class	IP67	IP67
Resistività di massa	Resistance	≤ 5mΩ	≤ 5mΩ
Temperatura di esercizio	Working Temperature	-20/+80°C Fix Install	-20/+80°C Fix Install

**3 CONDUTTORI / 3 WIRE**

COD.	"C"	"CN"	"R"	"RN"	"CS"	"RS"
SPECIFICHE CAVO CABLE SPECIFICATIONS	CAVO PVC UL/CSA UL/CSA PVC CABLE	CAVO PVC UL/CSA UL/CSA PVC CABLE	CAVO PUR UL/CSA UL/CSA PUR CABLE	CAVO PUR UL/CSA UL/CSA PUR CABLE	CAVO PVC SCHERMATO PVC SHIELDED CABLE	CAVO PUR SCHERMATO PUR SHIELDED CABLE
Sezioni Sections	3 x 22AWG (3 x 0.35) 80° - 300 V	3 x 22AWG (3 x 0.35) 80° - 300 V	3 x 22AWG (3 x 0.35) 80° - 300 V	3 x 22AWG (3 x 0.35) 80° - 300 V	3 x 22AWG (3 x 0.35) ST 80° - 300 V	3 x 22AWG (3 x 0.35) ST 80° - 300 V
Diametri Diameter	4.7 +/- 0.2	4.5 +/- 0.2	4.5 +/- 0.2	4.5 +/- 0.2	4.8 +/- 0.2	4.8 +/- 0.2
Conduttori Conductor	PVC classe 6 FLEX 32 x 0.10	PVC classe 6 FLEX 19 x 0.15	PVC classe 6 FLEX 19 x 0.15	PVC classe 6 FLEX 19 x 0.15	PVC classe 6 FLEX 19 x 0.15	PVC classe 6 FLEX 19 x 0.15
Guaina Esterna Outer Jacket	PVC UL/CSA Oil Resistant UL 1581 STYLE 2464 Grey Ral 7035 Flam Test FT1	PVC UL/CSA Oil Resistant ISO 6722 STYLE 2464 Black RAL 9005 Flame Test FT1	PUR compound Oil resistant ISO 6722 STYLE 21441 Grey Ral 7035 Flam Test FT2	PUR compound Oil resistant ISO 6722 STYLE 21441 Black Flam Test FT2	PVC UL/CSA Oil resistant ISO 6722 STYLE 2464 Grey Ral 7035 Flam Test FT1	PUR Compound Oil resistant ISO 6722 STYLE 21441 Grey Ral 7035 Flam Test FT2
Normative di riferimento Reference standards						
Temperatura di esercizio Working temperature	-15 / +80°C Static App. +5/ +80°C Dynamic App.	-5 / +80°C Static App. +5/ +80°C Dynamic App.	-30 / +80°C Static App. -5/ +80°C Dynamic App.	-30 / +80°C Static App. -5/ +80°C Dynamic App.	-5 / +80°C Static App.	-30 / +80°C Static App. -5/ +80°C Dynamic App.
Raggio di curvatura Bending radius	10 x Ø esterno	10 x Ø esterno	10 x Ø esterno	10 x Ø esterno	10 x Ø esterno	10 x Ø esterno
Schermatura Shield	---	---	---	---	A treccia - Copertura ≥ 80% Braided coverage ≥ 80%	A treccia - Copertura ≥ 80% Braided coverage ≥ 80%
Velocità di traslazione Traslation's speed	90 mt / min	90 mt / min	120 mt / min	120 mt / min	---	---
Accelerazione Acceleration	4 mt / seq	4 mt / seq	5 mt / seq	5 mt / seq	---	5 mt / seq

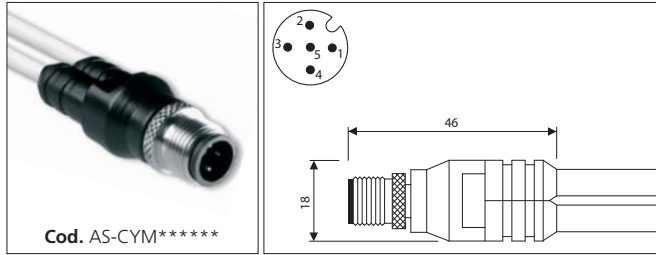


**A, B:**



		<b>A connessione SERIALE / SERIAL connection</b>									
		<b>M12</b>				<b>M8</b>				<b>FREE</b>	
		<b>M AX</b>	<b>M RD</b>	<b>F AX</b>	<b>F RD</b>	<b>M AX</b>	<b>M RD</b>	<b>F AX</b>	<b>F RD</b>	<b>FREE</b>	
<b>B connessione SERIALE / SERIAL connection</b>	<b>FREE</b>		39	47	02	03	56	60	04	05	01
	<b>M8</b>		38	46	09	12	55	59	14	15	
			37	45	08	11	54	58	13		
			36	44	49	51	53	57			
			35	43	48	50	52				
			34	42	07	10					
			33	41	06						
			32	40							
	31										

### MASCHIO / MALE



### Uscita connettore M8

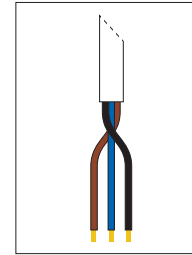
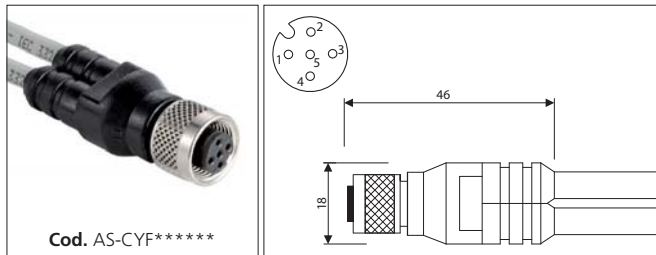


TABELLA COLORI  
COLOURS TABLE

1	BN
3	BU
4	BK

### FEMMINA / FEMALE



### Uscita connettore M12

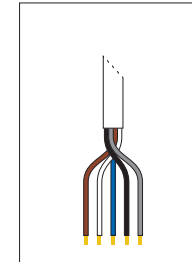


TABELLA COLORI  
COLOURS TABLE

1	BN
2	WH
3	BU
4	BK
5	GY

### CONFIGURAZIONI AGGIUNTIVE / MORE CONFIGURATIONS

Ghiera Inox AISI 304 / <i>Inox AISI 304 Ring Nut</i>	min. 50 pcs	<b>X</b>
Connettore schermato / <i>Shielded Connector</i>		<b>H</b>

### MATERIALI

Portacontatto in ABS V0 UL94 autoestinguente, contatto tornito in ottone dorato AU03 (maschio) o stampato in bronzo fosforoso e doratura gold flash (femmina), ghiera di tenuta meccanica in Ottone Nichelato, corpo in poliammide nero durezza shore 92H. O-ring di tenuta in Viton (femmina).

### MATERIALS

Contact plug holder: self-extinguishing ABS UL94 V0. Turned contact: gold plating AU03 (male). Contact: phosphorous bronze with gold flash (female). Metal ring nut: nickel-plated brass. Metal ring nut: nickel-plated brass. Body connector: black polyamide. O-ring: Viton (female).

**COMPOSIZIONE CODICE**  
CODE COMPOSITION

F = femmina / female  
M = maschio / male

Tipologia cavo (vedi cod. in tabella)  
Cable type (code like table)

AS-CY\*050/\*\* \*\*



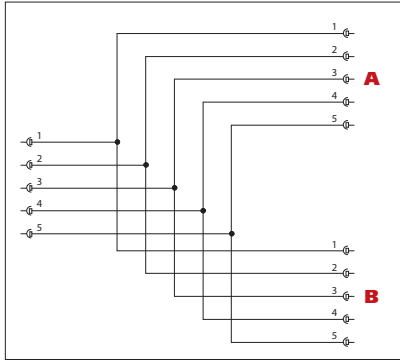
lunghezza cavo  
Cable length  
001 = 10 cm  
010 = 1 m  
100 = 10 m

Cod. (vedi tabella)  
Code (like tab)

**CONFIGURAZIONI AGGIUNTIVE**  
MORE CONFIGURATIONS

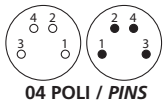
H = connettore schermato  
shielded connector  
X = ghiera inox / *inox ring nut*  
HX = connettore schermato e ghiera inox  
shielded connector and *inox ring nut*

COD.	C	CUY	CN	R	RN	RUN	CS	CSUN
SPECIFICHE CAVO CABLE SPECIFICATIONS	CAVO PVC UL/CSA UL/CSA PVC CABLE	CAVO PVC UL/CSA UL/CSA PVC CABLE	CAVO PVC UL/CSA UL/CSA PUR CABLE	CAVO PUR UL/CSA UL/CSA PUR CABLE	CAVO PUR UL/CSA UL/CSA PUR CABLE	CAVO PUR UL/CSA UL/CSA PUR CABLE	CAVO PVC SCHERMATO SHIELDED PVC CABLE	CAVO PVC SCHERMATO SHIELDED PVC CABLE
Sezioni Sections	4 x 24AWG (4 x 0.25) 5 x 24AWG (5 x 0.25)	4 x 24AWG (4 x 0.25) 5 x 24AWG (5 x 0.25)	4 x 24AWG (4 x 0.25) 5 x 24AWG (5 x 0.25)	4 x 24AWG (4 x 0.25) 5 x 24AWG (5 x 0.25)	4 x 24AWG (4 x 0.25) 5 x 24AWG (5 x 0.25)	4 x awg 22 (4 x 0.35) 5 x 22AWG (5 x 0.35)	4 x 24AWG (4 x 0.25) ST 5 x 24AWG (5 x 0.25) ST	4 x 22AWG (4 x 0.34) ST 5 x 24AWG (5 x 0.25) ST
Diametri Diameter	4.6 +/- 0.15 5 +/- 0.15	4.8 +/- 0.2 4.8 +/- 0.15	4.6 +/- 0.2 4.7 +/- 0.15	4.6 +/- 0.15 5 +/- 0.15	4.7 +/- 0.15 5 +/- 0.15	4.9 +/- 0.2 4.9 +/- 0.2	4.9 +/- 0.15 5.6 +/- 0.15	5.4 +/- 0.1 5.4 +/- 0.2
Conduttori Conductor	PVC classe 6 FLEX 32 x 0.10	PVC classe 6 FLEX 32 x 0.10	PVC classe 6 FLEX 32 x 0.10	PVC classe 6 FLEX 32 x 0.10	PVC 105° classe 6 FLEX 32 x 0.10	PVC classe 6 FLEX 42 x 0.10	PVC classe 6 FLEX 32 x 0.10	PVC classe 6 FLEX 32 x 0.10
Guaina Esterna Outer Jacket	PVC UL/CSA Oil resistant UL 1581 STYLE 20167 Grey Ral 7035 Flam Test FT1	PVC UL/CSA Oil resistant UL 1581 STYLE 20167 Yellow RAL 1021 DESINA Flam Test FT1	PVC UL/CSA Oil resistant UL 1581 STYLE 20549 Black Flam Test FT1	PUR compound Oil resistant UL 1581 STYLE 20167 Grey Ral 7035 Flam Test FT1	PUR compound Oil resistant UL 1581 STYLE 20549 Black Flam Test	PUR UL/CSA Oil resistant UL 1581 STYLE 20549 Black Flam Test FT1	PVC UL/CSA Oil resistant UL 1581 STYLE 20167 Grey Ral 7035 Flam Test FT1	PVC UL/CSA Oil resistant UL 1581 STYLE 2464 Black Flam Test FT1
Normative di riferimento Reference standards								
Temperatura di esercizio Working temperature	-15 / +80°C Static App. +5 / +80°C Dynamic App.	-15 / +80°C Static App. +5 / +80°C Dynamic App.	-15 / +80°C Static App. +5 / +80°C Dynamic App.	-15 / +80°C Static App. -5 / +80°C Dynamic App.	-15 / +80°C Static App. -5 / +80°C Dynamic App.	-40 / +80°C Static App. -5 / +80°C Dynamic App.	-15 / +80°C Static App. +5 / +80°C Dynamic App.	-15 / +80°C Static App.
Raggio di curvatura Bending radius	10 x Ø esterno	10 x Ø esterno	10 x Ø esterno	10 x Ø esterno	10 x Ø esterno	10 x Ø esterno	10 x Ø esterno	12 x Ø esterno
Schermatura Shield	---	---	---	---	---	---	A treccia - Copertura ≥ 80% Braided coverage ≥ 80%	A treccia - Copertura ≥ 85% Braided coverage ≥ 85%
Velocità di traslazione Traslation's speed	90 mt / min	90 mt / min	90 mt / min	90 mt / min	150 mt / min	200 mt / min	90 mt / min	---
Accelerazione Acceleration	4 mt / secq	4 mt / secq	4 mt / secq	4 mt / secq	4 mt / secq	30 mt / secq	4 mt / secq	---

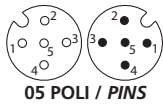


**A, B:**

M8




M12



### A connessione PARALLELO / DOUBLE connection

		M12				M8				FREE		
		M AX	M RD	F AX	F RD	M AX	M RD	F AX	F RD	FREE		
B connessione PARALLELO / DOUBLE connection	FREE		82	74	17	18	65	61	19	20	16	
	M8	F RD		83	75	24	27	66	62	29	30	
		F AX		84	76	23	26	67	63	28		
		M RD		85	77	72	70	68	64			
		M AX		86	78	73	71	69				
		F RD		87	79	22	25					
		F AX		88	80	21						
		M12	M RD		89	81						
M AX			90									



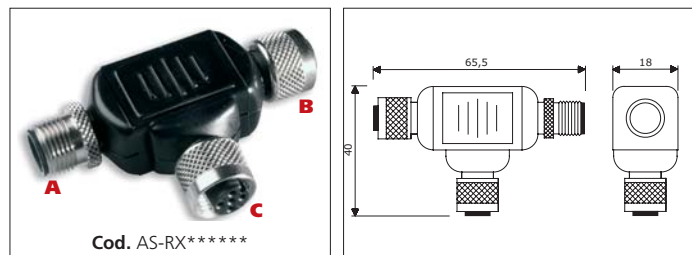


# Raccordi

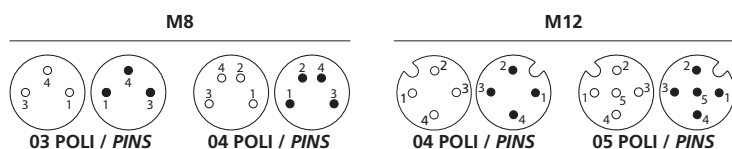
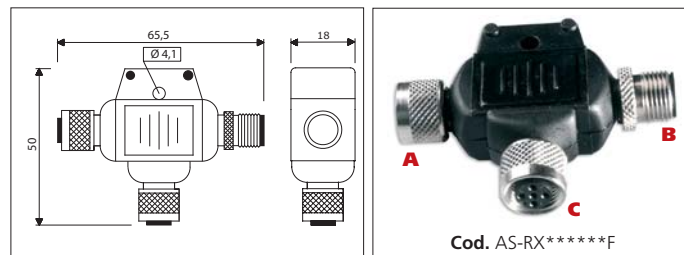
## *Fittings*

<b>A T</b>	
<b>Ad Y</b>	
<b>Adattatori</b> <i>Adapters</i>	

## STANDARD / STANDARD



## CON FORO DI FISSAGGIO / WITH FIXING HOLE



### CONFIGURAZIONI AGGIUNTIVE / MORE CONFIGURATIONS

Foro di fissaggio / Fixing hole	F
Ghiera Inox AISI 304 / Inox AISI 304 Ring Nut	X min. 50 pcs
Corpo schermato / Shielded Body	H

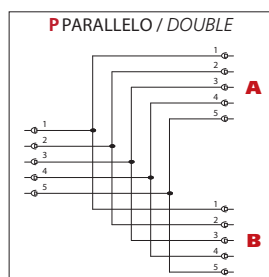
**COMPOSIZIONE CODICE / CODE COMPOSITION**

AS-RX00000/00

n. poli A / nr. of pins A: 00  
n. poli B / nr. of pins B: 00  
n. poli C / nr. of pins C: 00

**CONFIGURAZIONI AGGIUNTIVE / MORE CONFIGURATIONS**

F\* = foro di fissaggio / fixing hole  
H = corpo schermato / shielded body  
X = ghiera inox / inox ring nut



TIPOLOGIA CONNESSIONI			COD
A	B	C	
M12 - Fem	M12 - Fem	M12 - Fem	01
M12 - Fem	M12 - Ma	M12 - Fem	02
M12 - Fem	M8 - Fem	M12 - Fem	03
M12 - Fem	M8 - Ma	M12 - Fem	04
M12 - Ma	M12 - Ma	M12 - Fem	05
M12 - Ma	M8 - Fem	M12 - Fem	06
M12 - Ma	M8 - Ma	M12 - Fem	07
M8 - Fem	M8 - Fem	M12 - Fem	08
M8 - Fem	M8 - Ma	M12 - Fem	09
M8 - Ma	M8 - Ma	M12 - Fem	10
M12 - Fem	M12 - Fem	M12 - Ma	11
M12 - Fem	M12 - Ma	M12 - Ma	12
M12 - Fem	M8 - Fem	M12 - Ma	13
M12 - Fem	M8 - Ma	M12 - Ma	14
M12 - Ma	M12 - Ma	M12 - Ma	15
M12 - Ma	M8 - Fem	M12 - Ma	16
M12 - Ma	M8 - Ma	M12 - Ma	17
M8 - Fem	M8 - Fem	M12 - Ma	18
M8 - Fem	M8 - Ma	M12 - Ma	19
M8 - Ma	M8 - Ma	M12 - Ma	20

TIPOLOGIA CONNESSIONI			COD
A	B	C	
M12 - Fem	M12 - Fem	M8 - Fem	21
M12 - Fem	M12 - Ma	M8 - Fem	22
M12 - Fem	M8 - Fem	M8 - Fem	23
M12 - Fem	M8 - Ma	M8 - Fem	24
M12 - Ma	M12 - Ma	M8 - Fem	25
M12 - Ma	M8 - Fem	M8 - Fem	26
M12 - Ma	M8 - Ma	M8 - Fem	27
M8 - Fem	M8 - Fem	M8 - Fem	28
M8 - Fem	M8 - Ma	M8 - Fem	29
M8 - Ma	M8 - Ma	M8 - Fem	30
M12 - Fem	M12 - Fem	M8 - Ma	31
M12 - Fem	M12 - Ma	M8 - Ma	32
M12 - Fem	M8 - Fem	M8 - Ma	33
M12 - Fem	M8 - Ma	M8 - Ma	34
M12 - Ma	M12 - Ma	M8 - Ma	35
M12 - Ma	M8 - Fem	M8 - Ma	36
M12 - Ma	M8 - Ma	M8 - Ma	37
M8 - Fem	M8 - Fem	M8 - Ma	38
M8 - Fem	M8 - Ma	M8 - Ma	39
M8 - Ma	M8 - Ma	M8 - Ma	40

## CONNETTORI M8 / M8 CONNECTORS

**MATERIALI**  
Portacontatto in ABS UL94 V0 autoestinguente. Contatto tornito in ottone dorato AU03 (maschio). Contatto stampato in bronzo fosforoso e doratura gold flash (femmina). Ghiera di tenuta meccanica in Ottone Nichelato. O-ring di tenuta in NBR (femmina).

**MATERIALS**  
Contact plug holder: self-extinguishing ABS UL94 V0. Turned contact: gold plating AU03 (male). Contact: phosphorouse bronze with gold flash (female). Metal ring nut: nickel-plated brass. Body connector black polyamide. O-ring: NBR (female).

SPECIFICHE TECNICHE	TECHNICAL SPECIFICATIONS
Normativa di riferimento	Reference standards IEC 61076-2-104
Corrente Nominale	Nominal Currents 3 A
Tensione Nominale 3 POLI	Nominal Voltage 3 PINS 60 V AC-DC
Tensione Nominale 4 POLI	Nominal Voltage 4 PINS 30 V AC-DC
Grado di protezione	Protection Class IP67
Resistività di massa	Resistance ≤ 5mΩ
Temperatura di esercizio	Working Temperature -20/+80°C

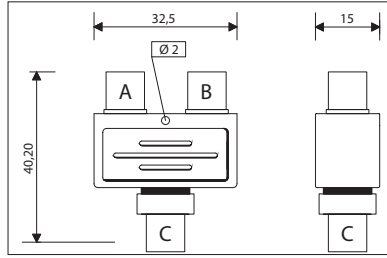
## CONNETTORI M12 / M12 CONNECTORS

**MATERIALI**  
Portacontatto in ABS UL94 V0 autoestinguente. Contatto tornito in ottone dorato AU03 (maschio). Contatto stampato in bronzo fosforoso e doratura gold flash (femmina). Ghiera di tenuta meccanica in Ottone Nichelato. O-ring di tenuta in NBR (femmina).

**MATERIALS**  
Contact plug holder: self-extinguishing ABS UL94 V0. Turned contact: gold plating AU03 (male). Contact: phosphorouse bronze with gold flash (female). Metal ring nut: nickel-plated brass. Body connector: black polyamide. O-ring: NBR (female).

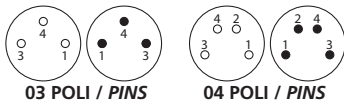
SPECIFICHE TECNICHE	TECHNICAL SPECIFICATIONS
Normativa di riferimento	Reference standards IEC 61076-2-101
Corrente Nominale 3, 4, 5 POLI	Nominal Currents 3, 4, 5 PINS 4 A
Tensione Nominale 3, 4 POLI	Nominal Voltage 3, 4 PINS 250 V AC-DC
Tensione Nominale 5 POLI	Nominal Voltage 5 PINS 60 V AC-DC
Grado di protezione	Protection Class IP67
Resistività di massa	Resistance ≤ 5mΩ
Temperatura di esercizio	Working Temperature -20/+80°C



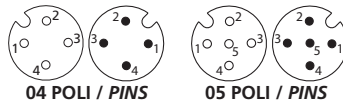


COMPOSIZIONE CODICE CODE COMPOSITION	CONFIGURAZIONI AGGIUNTIVE MORE CONFIGURATIONS
P = parallelo / double S = seriale / serial Cod. (vedi tabella) Code (like tab)	X = ghiera inox / inox ring nut
AS-CY00000/00*	
n. poli A nr. of pins A	
n. poli B nr. of pins B	
n. poli C nr. of pins C	

### M8

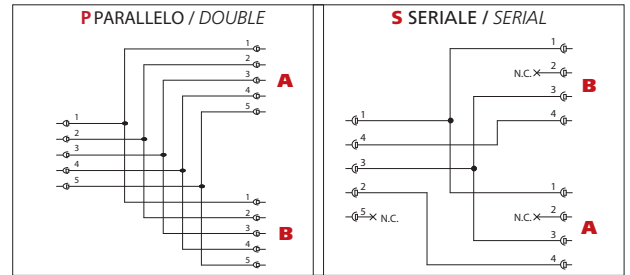


### M12



## CONFIGURAZIONI AGGIUNTIVE / MORE CONFIGURATIONS

Ghiera Inox AISI 304 / Inox AISI 304 Ring Nut min. 50 pcs **X**



TIPOLOGIA CONNESSIONI			COD
A	B	C	
M12 - Fem	M12 - Fem	M12 - Fem	01
M12 - Fem	M12 - Ma	M12 - Fem	02
M12 - Fem	M8 - Fem	M12 - Fem	03
M12 - Fem	M8 - Ma	M12 - Fem	04
M12 - Ma	M12 - Ma	M12 - Fem	05
M12 - Ma	M8 - Fem	M12 - Fem	06
M12 - Ma	M8 - Ma	M12 - Fem	07
M8 - Fem	M8 - Fem	M12 - Fem	08
M8 - Fem	M8 - Ma	M12 - Fem	09
M8 - Ma	M8 - Ma	M12 - Fem	10
M12 - Fem	M12 - Fem	M12 - Ma	11
M12 - Fem	M12 - Ma	M12 - Ma	12
M12 - Fem	M8 - Fem	M12 - Ma	13
M12 - Fem	M8 - Ma	M12 - Ma	14
M12 - Ma	M12 - Ma	M12 - Ma	15
M12 - Ma	M8 - Fem	M12 - Ma	16
M12 - Ma	M8 - Ma	M12 - Ma	17
M8 - Fem	M8 - Fem	M12 - Ma	18
M8 - Fem	M8 - Ma	M12 - Ma	19
M8 - Ma	M8 - Ma	M12 - Ma	20

TIPOLOGIA CONNESSIONI			COD
A	B	C	
M12 - Fem	M12 - Fem	M8 - Fem	21
M12 - Fem	M12 - Ma	M8 - Fem	22
M12 - Fem	M8 - Fem	M8 - Fem	23
M12 - Fem	M8 - Ma	M8 - Fem	24
M12 - Ma	M12 - Ma	M8 - Fem	25
M12 - Ma	M8 - Fem	M8 - Fem	26
M12 - Ma	M8 - Ma	M8 - Fem	27
M8 - Fem	M8 - Fem	M8 - Fem	28
M8 - Fem	M8 - Ma	M8 - Fem	29
M8 - Ma	M8 - Ma	M8 - Fem	30
M12 - Fem	M12 - Fem	M8 - Ma	31
M12 - Fem	M12 - Ma	M8 - Ma	32
M12 - Fem	M8 - Fem	M8 - Ma	33
M12 - Fem	M8 - Ma	M8 - Ma	34
M12 - Ma	M12 - Ma	M8 - Ma	35
M12 - Ma	M8 - Fem	M8 - Ma	36
M12 - Ma	M8 - Ma	M8 - Ma	37
M8 - Fem	M8 - Fem	M8 - Ma	38
M8 - Fem	M8 - Ma	M8 - Ma	39
M8 - Ma	M8 - Ma	M8 - Ma	40

## CONNETTORI M8 / M8 CONNECTORS

### MATERIALI

Portacontatto in ABS UL94 V0 autoestinguente. Contatto tornito in ottone dorato AU03 (maschio). Contatto stampato in bronzo fosforoso e doratura gold flash (femmina). Ghiera di tenuta meccanica in Ottone Nichelato. O-ring di tenuta in NBR (femmina).

### MATERIALS

Contact plug holder: self-extinguishing ABS UL94 V0. Turned contact: gold plating AU03 (male). Contact: phosphorouse bronze with gold flash (female). Metal ring nut: nickel-plated brass. Body connector: black polyamide. O-ring: NBR (female).

### SPECIFICHE TECNICHE

SPECIFICHE TECNICHE	TECHNICAL SPECIFICATIONS	
Normativa di riferimento	Reference standards	IEC 61076-2-104
Corrente Nominale	Nominal Currents	3 A
Tensione Nominale 3 POLI	Nominal Voltage 3 PINS	60 V AC-DC
Tensione Nominale 4 POLI	Nominal Voltage 4 PINS	30 V AC-DC
Grado di protezione	Protection Class	IP67
Resistività di massa	Resistance	≤ 5mΩ
Temperatura di esercizio (connettore)	Working Temperature	-20/+80°C Fix Install

## CONNETTORI M12 / M12 CONNECTORS

### MATERIALI

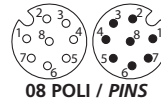
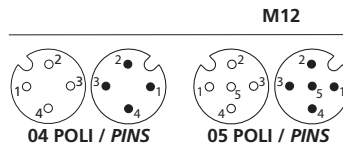
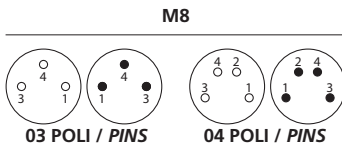
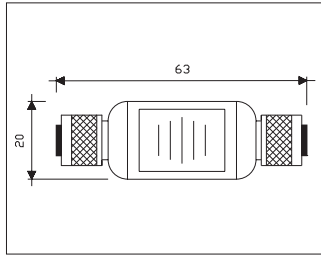

Portacontatto in ABS UL94 V0 autoestinguente. Contatto tornito in ottone dorato AU03 (maschio). Contatto stampato in bronzo fosforoso e doratura gold flash (femmina). Ghiera di tenuta meccanica in Ottone Nichelato. O-ring di tenuta in NBR (femmina).

### MATERIALS

Contact plug holder: self-extinguishing ABS UL94 V0. Turned contact: gold plating AU03 (male). Contact: phosphorouse bronze with gold flash (female). Metal ring nut: nickel-plated brass. Body connector: black polyamide. O-ring: NBR (female).

### SPECIFICHE TECNICHE

SPECIFICHE TECNICHE	TECHNICAL SPECIFICATIONS	
Normativa di riferimento	Reference standards	IEC 61076-2-101
Corrente Nominale 3, 4, 5 POLI	Nominal Currents 3, 4, 5 PINS	4 A
Tensione Nominale 3, 4 POLI	Nominal Voltage 3, 4 PINS	250 V AC-DC
Tensione Nominale 5 POLI	Nominal Voltage 5 PINS	60 V AC-DC
Grado di protezione	Protection Class	IP67
Resistività di massa	Resistance	≤ 5mΩ
Temperatura di esercizio (connettore)	Working Temperature	-20/+80°C Fix Install



COMPOSIZIONE CODICE CODE COMPOSITION	CONFIGURAZIONI AGGIUNTIVE MORE CONFIGURATIONS
Cod. (vedi tabella) Code (like tab) AS-PX0000/00**	H = corpo schermato shielded body X = ghiera inox / inox ring nut
n. poli A nr. of pins A n. poli B nr. of pins B	

CONFIGURAZIONI AGGIUNTIVE / MORE CONFIGURATIONS		
Ghiera Inox AISI 304 / Inox AISI 304 Ring Nut	min. 50 pcs	X
Corpo schermato / Shielded Body		H

TIPOLOGIA CONNESSIONI		COD
A	B	
M12 - Fem	M12 - Fem	01
M12 - Fem	M12 - Ma	02
M12 - Fem	M8 - Fem	03
M12 - Fem	M8 - Ma	04
M12 - Ma	M12 - Ma	05
M12 - Ma	M8 - Fem	06
M12 - Ma	M8 - Ma	07
M8 - Fem	M8 - Fem	08
M8 - Fem	M8 - Ma	09
M8 - Ma	M8 - Ma	10

## CONNETTORI M8 / M8 CONNECTORS

**MATERIALI**  
Portacontatto in ABS UL94 V0 autoestinguente. Contatto tornito in ottone dorato AU03 (maschio). Contatto stampato in bronzo fosforoso e doratura gold flash (femmina). Ghiera di tenuta meccanica in Ottone Nichelato. O-ring di tenuta in NBR (femmina).

**MATERIALS**  
Contact plug in self-extinguishing ABS UL94, turned contact with gold plating AU03 (male) or phosphorous bronze contact with gold flash (female), metal ring nut in nickel-plated brass, body in black polyamide, shore hardness 92H. O-ring in NBR (female).

SPECIFICHE TECNICHE	TECHNICAL SPECIFICATIONS	
Normativa di riferimento	Reference standards	IEC 61076-2-104
Corrente Nominale	Nominal Currents	3 A
Tensione Nominale 3 POLI	Nominal Voltage 3 PINS	60 V AC-DC
Tensione Nominale 4 POLI	Nominal Voltage 4 PINS	30 V AC-DC
Grado di protezione	Protection Class	IP67
Resistività di massa	Resistance	≤ 5mΩ
Temperatura di esercizio (connettore)	Working Temperature	-20/+80°C Fix Install

## CONNETTORI M12 / M12 CONNECTORS

**MATERIALI**  
Portacontatto in ABS UL94 V0 autoestinguente. Contatto tornito in ottone dorato AU03 (maschio). Contatto stampato in bronzo fosforoso e doratura gold flash (femmina). Ghiera di tenuta meccanica in Ottone Nichelato. O-ring di tenuta in NBR (femmina).

**MATERIALS**  
Contact plug holder: self-extinguishing ABS UL94 V0. Turned contact: gold plating AU03 (male). Contact: phosphorous bronze with gold flash (female). Metal ring nut: nickel-plated brass. Body connector: black polyamide. O-ring: NBR (female).

SPECIFICHE TECNICHE	TECHNICAL SPECIFICATIONS	
Normativa di riferimento	Reference standards	IEC 61076-2-101
Corrente Nominale 3, 4, 5 POLI	Nominal Currents 3, 4, 5 PINS	4 A
Corrente Nominale 8 POLI	Nominal Currents 8 PINS	2 A
Tensione Nominale 3, 4 POLI	Nominal Voltage 3, 4 PINS	250 V AC-DC
Tensione Nominale 5 POLI	Nominal Voltage 5 PINS	60 V AC-DC
Tensione Nominale 8 POLI	Nominal Voltage 8 PINS	30 V AC-DC
Grado di protezione	Protection Class	IP67
Resistività di massa	Resistance	≤ 5mΩ
Temperatura di esercizio (connettore)	Working Temperature	-20/+80°C Fix Install

# Connettori da incasso e per C.S.

*Flush type connectors and for PCB*

**M8**



**M12**



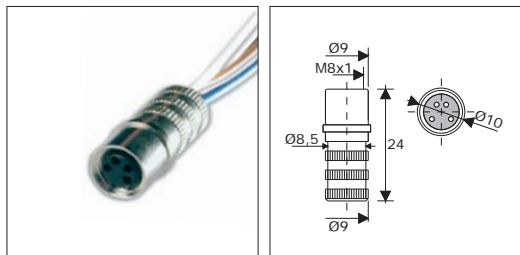
**C.S.  
PCB**







### FEMMINA montaggio frontale a pressione - cavi unipolari / FEMALE front mounting push - single wire



Cod. AS-M8F\*\*/531\*

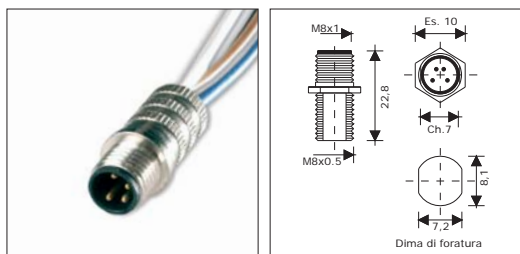
COMPOSIZIONE CODICE CODE COMPOSITION	CONFIGURAZIONI AGGIUNTIVE MORE CONFIGURATIONS
AS-M8F00/531   n. poli nr. of pins	*   X = ghiera inox / inox ring nut



TABELLA COLORI COLOURS TABLE
1  BN
3  BU
4  BK

TABELLA COLORI COLOURS TABLE
1  BN
2  BU
3  WH
4  BK

### MASCHIO montaggio frontale a pressione - cavi unipolari / MALE front mounting push - single wire



Cod. AS-M8M\*\*/521\*

COMPOSIZIONE CODICE CODE COMPOSITION	CONFIGURAZIONI AGGIUNTIVE MORE CONFIGURATIONS
AS-M8M00/521   n. poli nr. of pins	*   X = ghiera inox / inox ring nut



TABELLA COLORI COLOURS TABLE
1  BN
3  BU
4  BK

TABELLA COLORI COLOURS TABLE
1  BN
2  BU
3  WH
4  BK

#### CONFIGURAZIONI AGGIUNTIVE / MORE CONFIGURATIONS

Ghiera Inox AISI 304 / Inox AISI 304 Ring Nut min. 100 pcs **X**

#### MATERIALI

Portacontatto in ABS V0 UL94 autoestinguente, contatto stampato in bronzo fosforoso e doratura gold flash (femmina) o contatto tornito in ottone dorato AU03 (maschio), ghiera di tenuta meccanica in Ottone Nichelato, o-ring di tenuta in NBR (solo versione femmina).

Contact plug in self-extinguishing ABS UL94, phosphorous bronze contact with gold flash (female) or turned contact with gold plating AU03 (male), metal ring nut in nickel-plated brass, o-ring in NBR (only for female connector).

#### SPECIFICHE CAVI UNIPOLARI/SINGLE WIRE SPECIFICATION

Lunghezza Std	Std Length	0,5 mt
Normativa	Reference	CEI 20-40
Guaina	Jacket	PVC
Tensione	Voltage	300/500 V
Sezione	Section	0.35 mmq
Ø Esterno	Ø External	1.90 +/- 0.1
Temperatura	Temperature	+5/+70°C

#### SPECIFICHE TECNICHE TECHNICAL SPECIFICATIONS

Normativa di riferimento	Reference standards	IEC 61076-2-104
Corrente Nominale	Nominal Currents	3 A
Tensione Nominale 3 POLI	Nominal Voltage 3 PINS	60 V AC-DC
Tensione Nominale 4 POLI	Nominal Voltage 4 PINS	30 V AC-DC
Grado di protezione	Protection Class	IP67
Resistività di massa	Resistance	≤ 5mΩ
Temperatura di esercizio (connettore)	Working Temperature	-20/+80°C Fix Install



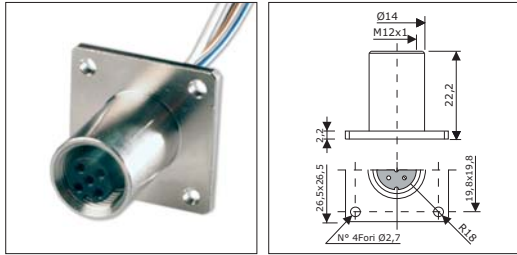








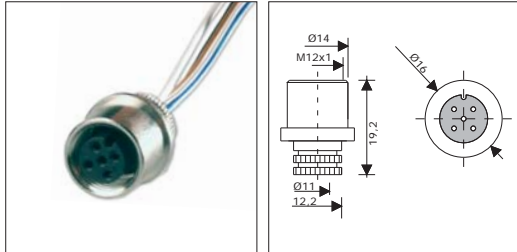
### FEMMINA montaggio frontale con flangia quadra - cavi unipolari / FEMALE front mounting with square - single wire



Cod. AS-M12F\*\*/211\*\*

COMPOSIZIONE CODICE CODE COMPOSITION	CONFIGURAZIONI AGGIUNTIVE MORE CONFIGURATIONS
AS-M12F00/211	D = Connector Cod. D B = Connector Cod. B
n. poli nr. of pins	X = ghiera inox inox ring nut

### FEMMINA montaggio frontale a pressione - cavi unipolari / FEMALE front mounting push - single wire



Cod. AS-M12F\*\*/341\*\*

COMPOSIZIONE CODICE CODE COMPOSITION	CONFIGURAZIONI AGGIUNTIVE MORE CONFIGURATIONS
AS-M12F00/341	D = Connector Cod. D B = Connector Cod. B
n. poli nr. of pins	X = ghiera inox inox ring nut



TABELLA COLORI COLOURS TABLE	
1	BN
3	BU
4	BK



TABELLA COLORI COLOURS TABLE	
1	BN
2	WH
3	BU
4	BK



TABELLA COLORI COLOURS TABLE	
1	BN
2	WH
3	BU
4	BK
5	GY

### CONFIGURAZIONI AGGIUNTIVE / MORE CONFIGURATIONS

Ghiera Inox AISI 304 / Inx AISI 304 Ring Nut min. 100 pcs **X**

Schermo connesso alla ghiera / Shield connect nut **H**

Solo per 4 POLI / Only for 4 PINS  
Connettore cod. D / Connector D code **D**



Solo per 5 POLI / Only for 5 PINS  
Connettore cod. B / Connector B code **B**



### MATERIALI

Portacontatto in ABS V0 UL94 autoestinguente, contatto stampato in bronzo fosforoso e doratura gold flash, ghiera di tenuta meccanica in Ottone Nichelato, o-ring di tenuta in Viton.

### MATERIALS

Contact plug in self-extinguishing ABS UL94, phosphorous bronze contact with gold flash, metal ring nut in nickel-plated brass, o-ring in Viton.

### SPECIFICHE CAVI UNIPOLARI / SINGLE WIRE SPECIFICATION

Lunghezza Std	Std Length	0,5 mt
Normativa	Reference	CEI 20-40
Guaina	Jacket	PVC
Tensione	Voltage	300/500 V
Sezione	Section	22AWG (0.34 mmq)
Ø Esterno	Ø External	1.90 +/- 0.1
Temperatura	Temperature	+5/+70°C

### SPECIFICHE TECNICHE / TECHNICAL SPECIFICATIONS

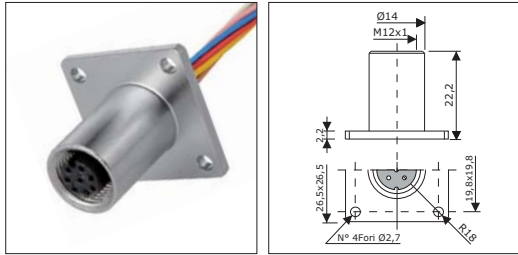
Normativa di riferimento	Reference standards	IEC 61076-2-101
Corrente Nominale	Nominal Currents	4 A
Tensione Nominale 3-4 POLI	Nominal Voltage 3-4 PINS	250 V AC-DC
Tensione Nominale 5 POLI	Nominal Voltage 5 PINS	60 V AC-DC
Grado di protezione	Protection Class	IP67
Resistività di massa	Resistance	≤ 5mΩ
Temperatura di esercizio (connettore)	Working Temperature	-20/+80°C Fix Install







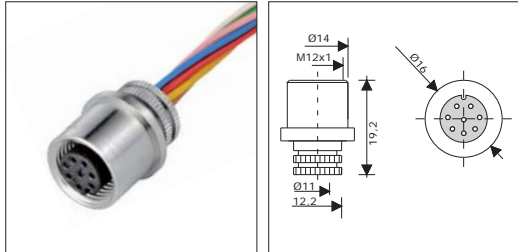
### FEMMINA montaggio frontale con flangia quadra - cavi unipolari / FEMALE front mounting with square - single wire



Cod. AS-M12F\*\*/211\*\*

COMPOSIZIONE CODICE CODE COMPOSITION	CONFIGURAZIONI AGGIUNTIVE MORE CONFIGURATIONS
AS-M12F00/211 n. poli nr. of pins	* X = ghiera inox inox ring nut

### FEMMINA montaggio frontale a pressione - cavi unipolari / FEMALE front mounting push - single wire



Cod. AS-M12F\*\*/341\*

COMPOSIZIONE CODICE CODE COMPOSITION	CONFIGURAZIONI AGGIUNTIVE MORE CONFIGURATIONS
AS-M12F00/341 n. poli nr. of pins	* X = ghiera inox inox ring nut



TABELLA COLORI COLOURS TABLE	TABELLA COLORI COLOURS TABLE
1  WH	1  WH
2  BN	2  BN
3  GN	3  GN
4  YE	4  YE
6  GY	5  GY
7  PK	6  PK
	7  BU
	8  RD

#### CONFIGURAZIONI AGGIUNTIVE / MORE CONFIGURATIONS

Ghiera Inox AISI 304 / Inox AISI 304 Ring Nut min. 100 pcs X

#### MATERIALI

Portacontatto in ABS V0 UL94 autoestinguente, contatto tornito in ottone dorato AU03, ghiera di tenuta meccanica in Ottone Nichelato, o-ring di tenuta in Viton.

#### MATERIALS

Contact plug holder: self-extinguishing ABS UL94 V0. Turned contact: gold plating AU03. Metal ring nut: nickel-plated brass. Metal ring nut: nickel-plated brass. O-ring: Viton (female).

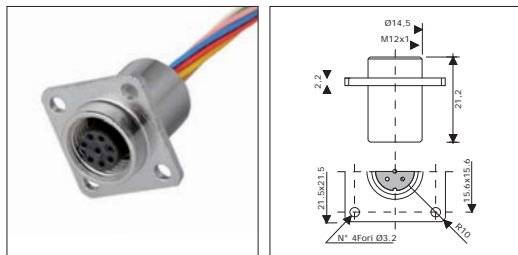
#### SPECIFICHE CAVI UNIPOLARI / SINGLE WIRE SPECIFICATION

Lunghezza Std	Length Std	0,5 mt
Normativa	Reference	CEI 20-40
Guaina	Jacket	PVC
Tensione	Voltage	300/500 V
Sezione	Section	24AWG (0.25 mmq)
Ø Esterno	Ø External	1.50 +/- 0.1
Temperatura	Temperature	+5/+70°C

#### SPECIFICHE TECNICHE / TECHNICAL SPECIFICATIONS

Normativa di riferimento	Reference standards	IEC 61076-2-101
Corrente Nominale	Nominal Currents	2 A
Tensione Nominale	Nominal Voltage	30 V AC-DC
Grado di protezione	Protection Class	IP67
Resistività di massa	Resistance	≤ 5mΩ
Temperatura di esercizio (connettore)	Working Temperature	-20/+80°C Fix Install

### FEMMINA montaggio frontale cavi unipolari / FEMALE front mounting single wire

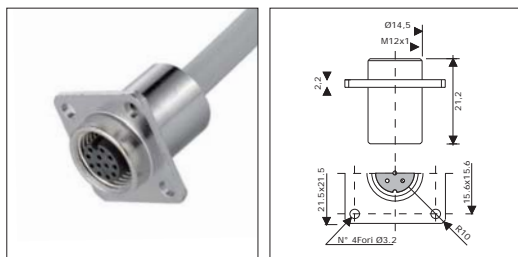


Cod. AS-M12F\*\*/671\*

COMPOSIZIONE CODICE CODE COMPOSITION	CONFIGURAZIONI AGGIUNTIVE MORE CONFIGURATIONS
<b>AS-M12F00/671</b> n. poli nr. of pins	<b>*</b> X = ghiera inox inox ring nut

SPECIFICHE CAVI UNIPOLARI / SINGLE WIRE SPECIFICATION		
Lunghezza Std	Std Length	0,5 mt
Normativa	Reference	CEI 20-40
Guaina	Jacket	PVC
Tensione	Voltage	300/500 V
Sezione	Section	24AWG (0.25 mmq)
Ø Esterno	Ø External	1.50 +/- 0.1
Temperatura	Temperature	+5/+70°C

### FEMMINA montaggio frontale con cavo / FEMALE front mounting with cable



Cod. AS-M12F\*\*\*\*\*/673\*\*

COMPOSIZIONE CODICE CODE COMPOSITION	CONFIGURAZIONI AGGIUNTIVE MORE CONFIGURATIONS
Tipologia cavo (vedi cod. in tabella) Cable type (code like table) <b>AS-M12F00050*/673</b> n. poli nr. of pins   lunghezza cavo cable length 001 = 10 cm 010 = 1 m 100 = 10 m	<b>**</b> H = schermo connesso alla ghiera shield connect nut X = ghiera inox / inox ring nut HX = connettore schermato e ghiera inox shielded connector and inox ring nut

COD.	C	CS
<b>SPECIFICHE CAVO CABLE SPECIFICATIONS</b>	<b>CAVO PVC PVC CABLE</b>	<b>CAVO PVC SCHERMATO PVC SHIELDED CABLE</b>
Sezioni Sections	6 x avgw 24 (6 x 0.25) 8 x avgw 24 (8 x 0.25)	6 x avgw 24 ST (6 x 0.25) 8 x avgw 24 ST (8 x 0.25)
Diametri Diameter	5.9 +/- 0.15	6.8 +/- 0.2
Conduttori Conductor	PVC classe 6 FLEX 32 x 0.10	PVC classe 6 FLEX 32 x 0.10
Guaina Esterna Outer Jacket	PVC CEI 2022 - II Oil resistant UL 1581 Grey Ral 7035 Flam Retardant FT1	PVC CEI 2022 - II Oil resistant UL 1581 Grey Ral 7035 Flam Retardant FT1
Normative di riferimento Reference standards	<b>R1</b>	<b>R1</b>
Temperatura di esercizio Working temperature	-15 / +70°C Static App. +5 / +70°C Mobile App.	-15 / +70°C Static App.
Raggio di curvatura Bending radius	10 x Ø esterno	12 x Ø esterno
Schermatura Shield	---	A treccia - Copertura ≥ 80% Braided coverage ≥ 80%
Velocità di traslazione Traslation's speed	90 mt / min	---
Accelerazione Acceleration	4 mt / seq	---



TABELLA COLORI  
COLOURS TABLE

1	WH
2	BN
3	GN
4	YE
6	GY
7	PK

TABELLA COLORI  
COLOURS TABLE

1	WH
2	BN
3	GN
4	YE
5	GY
6	PK
7	BU
8	RD

### CONFIGURAZIONI AGGIUNTIVE / MORE CONFIGURATIONS

Ghiera Inox AISI 304 / Inox AISI 304 Ring Nut	min. 100 pcs	<b>X</b>
Schermo connesso alla ghiera / Shield connect nut		<b>H</b>

### MATERIALI

Portacontatto in ABS V0 UL94 autoestinguente, contatto tornito in ottone dorato AU03, ghiera di tenuta meccanica in Ottone Nichelato, o-ring di tenuta in Viton.

### MATERIALS

Contact plug holder: self-extinguishing ABS UL94 V0. Turned contact: gold plating AU03. Metal ring nut: nickel-plated brass. Metal ring nut: nickel-plated brass. O-ring: Viton (female).

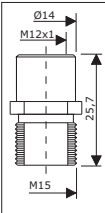
### SPECIFICHE TECNICHE

### TECHNICAL SPECIFICATIONS

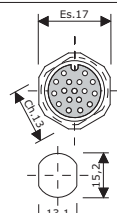
Normativa di riferimento	Reference standards	IEC 61076-2-101
Corrente Nominale	Nominal Currents	2 A
Tensione Nominale	Nominal Voltage	30 V AC-DC
Grado di protezione	Protection Class	IP67
Resistività di massa	Resistance	≤ 5mΩ
Temperatura di esercizio (connettore)	Working Temperature	-20/+80°C Fix Install



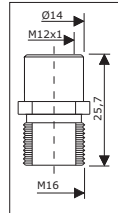
FEMMINA montaggio frontale cavi unipolari / FEMALE front mounting single wire



M15  
Cod. AS-M12F\*\*/111\*



M16  
Cod. AS-M12F\*\*/11161\*



PG9  
Cod. AS-M12F\*\*/11G91\*

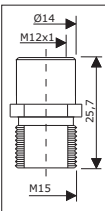
**COMPOSIZIONE CODICE CODE COMPOSITION**  
Cod. (vedi disegno) Code (like drawing)

**CONFIGURAZIONI AGGIUNTIVE MORE CONFIGURATIONS**  
X = ghiera inox / inox ring nut

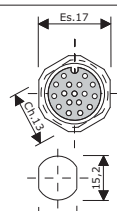
AS-M12F00/\*\*\*\* \*  
n. poli / nr. of pins

Parametro	Specificazione	Valore
Lunghezza Std	Std Length	0,5 mt
Normativa	Reference	CEI 20-40
Guaina	Jacket	PVC
Tensione	Voltage	300/500 V
Sezione	Section	26AWG (0.14 mmq)
Ø Esterno	Ø External	1.10 +/- 0.1
Temperatura	Temperature	+5/+70°C

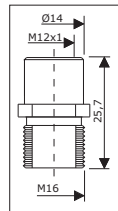
FEMMINA montaggio frontale con cavo / FEMALE front mounting with cable



M15  
Cod. AS-M12F\*\*\*\*\*/113\*\*



M16  
Cod. AS-M12F\*\*\*\*\*/11163\*\*



PG9  
Cod. AS-M12F\*\*\*\*\*/11G93\*\*

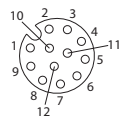
**COMPOSIZIONE CODICE CODE COMPOSITION**  
Cod. (vedi disegno) Code (like drawing)  
Tipologia cavo (vedi cod. in tabella) Cable type (code like table)

**CONFIGURAZIONI AGGIUNTIVE MORE CONFIGURATIONS**

AS-M12F000050/\*\*\*\* \*\*  
n. poli / nr. of pins | lunghezza cavo / cable length

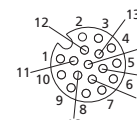
H = schermo connesso alla ghiera / shield connect nut  
X = ghiera inox / inox ring nut  
HX = connettore schermato e ghiera inox / shielded connector and inox ring nut

COD.	C	R	CS	RS
	CAVO PVC / PVC CABLE	CAVO PUR / PUR CABLE	CAVO PVC SCHERMATO / PVC SHIELDED CABLE	CAVO PUR SCHERMATO / PUR SHIELDED CABLE
<b>Sezioni</b>	12 x avg 24 (12 x 0.25) 17 x avg 26 (12 x 0.14)	12 x avg 24 (12 x 0.25) 17 x avg 26 (12 x 0.14)	12 x avg 24 ST (12 x 0.25) 17 x avg 26 ST (12 x 0.14)	12 x avg 24 ST (12 x 0.25) 17 x avg 26 ST (12 x 0.14)
<b>Diametri</b>	6.5 +/- 0.2 7.3 +/- 0.2	7.1 +/- 0.2 7.1 +/- 0.2	6.9 +/- 0.2 7.9 +/- 0.2	7.6 +/- 0.2 7.6 +/- 0.2
<b>Conduttori</b>	TPO Classe 5 FLEX	TPO Classe 6 FLEX	TPO Classe 5 FLEX	TPO Classe 6 FLEX
<b>Guaina Esterna</b>	PVC UL/CSA STYLE 21179 Grey DESINA Flam Retardant FT1	PUR UL/CSA STYLE 21576 Grey DESINA Flam Retardant FT2	PVC UL/CSA STYLE 21179 Grey DESINA Flam Retardant FT1	PUR UL/CSA STYLE 21576 Grey DESINA Flam Retardant FT2
<b>Normative di riferimento</b>	<b>UL</b>	<b>UL</b>	<b>UL</b>	<b>UL</b>
<b>Temperatura di esercizio</b>	-30/+80°C Static App. -5/+80°C Mobile App.	-40/+80°C Static App. -30/+80°C Mobile App.	-30/+80°C Static App. -5/+80°C Mobile App.	-40/+80°C Static App. -30/+80°C Mobile App.
<b>Raggio di curvatura</b>	6 x Ø esterno Static App. 15 x Ø esterno Dynamic App.	5 x Ø esterno Static App. 5 x Ø esterno Dynamic App.	6 x Ø esterno Static App. 15 x Ø esterno Dynamic App.	5 x Ø esterno Static App. 7.5 x Ø esterno Dynamic App.
<b>Schermatura</b>	---	---	A treccia - Copertura >= 85% Braided coverage >= 85%	A treccia - Copertura >= 85% Braided coverage >= 85%
<b>Velocità di traslazione</b>	---	300 mt / min	---	300 mt / min
<b>Accelerazione</b>	---	40 mt / secq	---	40 mt / secq



**TABELLA COLORI COLOURS TABLE**

1	WH
2	BN
3	GN
4	YE
5	GY
6	PK
7	BU
8	RD
9	BK
10	VT
11	GYPK
12	RDBU



**TABELLA COLORI COLOURS TABLE**

1	WH
2	BN
3	GN
4	YE
5	GY
6	PK
7	BU
8	RD
9	BK
10	VT
11	GYPK
12	RDBU
13	WHGN
14	BNGN
15	WHYE
16	YEEN
17	WHGY

NOTA: Il prodotto è completo di dado e o-ring per fissaggio al pannello.

NOTE: The product is sold with o-ring and fixing nut.

CONFIGURAZIONI AGGIUNTIVE / MORE CONFIGURATIONS

Ghiera Inox AISI 304 / Inox AISI 304 Ring Nut	min. 100 pcs	X
Schermo connesso alla ghiera / Shield connect nut		H

MATERIALI

Portacontatto in ABS V0 UL94 autoestinguente, contatto tornito in ottone dorato AU03, ghiera di tenuta meccanica in Ottone Nichelato, o-ring di tenuta in Viton.

MATERIALS

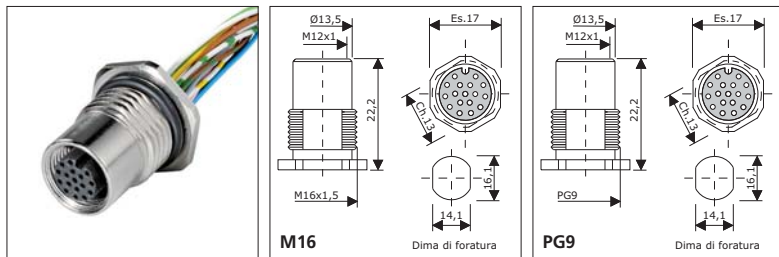
Contact plug holder: self-extinguishing ABS UL94 V0. Turned contact: gold plating AU03. Metal ring nut: nickel-plated brass. Metal ring nut: nickel-plated brass. O-ring: Viton (female).

SPECIFICHE TECNICHE

TECHNICAL SPECIFICATIONS

Normativa di riferimento	Reference standards	IEC 61076-2-101
Corrente Nominale	Nominal Currents	1.5 A
Tensione Nominale	Nominal Voltage	30 V AC-DC
Grado di protezione	Protection Class	IP67
Resistività di massa	Resistance	<= 5mΩ
Temperatura di esercizio (connettore)	Working Temperature	-20/+80°C Fix Install

### FEMMINA montaggio posteriore cavi unipolari / FEMALE rear mounting single wire



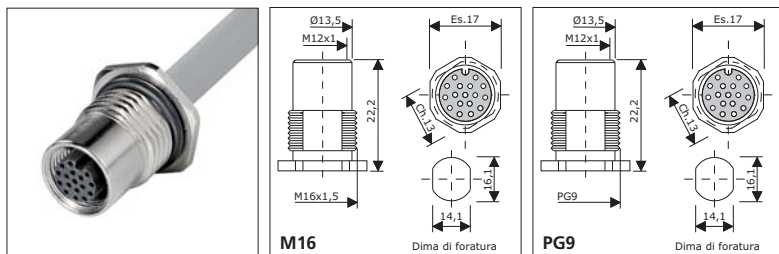
**M16**  
Cod. AS-M12F\*\*/591\*\*

**PG9**  
Cod. AS-M12F\*\*/59G91\*\*

COMPOSIZIONE CODICE CODE COMPOSITION	CONFIGURAZIONI AGGIUNTIVE MORE CONFIGURATIONS
AS-M12F <b>00</b> /591 *	X = ghiera inox inox ring nut
n. poli nr. of pins	

SPECIFICHE CAVI UNIPOLARI/SINGLE WIRE SPECIFICATION		
Lunghezza Std	Std Length	0,5 mt
Normativa	Reference	CEI 20-40
Guaina	Jacket	PVC
Tensione	Voltage	300/500 V
Sezione	Section	26AWG (0.14 mmq)
Ø Esterno	Ø External	1.10 +/- 0.1
Temperatura	Temperature	+5/+70°C

### FEMMINA montaggio posteriore con cavo / FEMALE rear mounting with cable

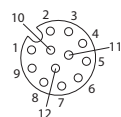


**M16**  
Cod. AS-M12F\*\*/593\*\*

**PG9**  
Cod. AS-M12F\*\*/59G93\*\*

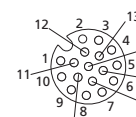
COMPOSIZIONE CODICE CODE COMPOSITION	CONFIGURAZIONI AGGIUNTIVE MORE CONFIGURATIONS
AS-M12F <b>00</b> <b>050</b> */593 **	H = schermo connesso alla ghiera shield connect nut X = ghiera inox / inox ring nut HX = connettore schermato e ghiera inox shielded connector and inox ring nut
Tipologia cavo (vedi cod. in tabella) Cable type (code like table)	
n. poli nr. of pins	
lunghezza cavo cable length 001 = 10 cm 010 = 1 m 100 = 10 m	

COD.	C	R	CS	RS
<b>SPECIFICHE CAVO CABLE SPECIFICATIONS</b>	CAVO PVC PVC CABLE	CAVO PUR PUR CABLE	CAVO PVC SCHERMATO PVC SHIELDED CABLE	CAVO PUR SCHERMATO PUR SHIELDED CABLE
<b>Sezioni Sections</b>	12 x avg 24 (12 x 0,25) 17 x avg 26 (12 x 0,14)	12 x avg 24 (12 x 0,25) 17 x avg 26 (12 x 0,14)	12 x avg 24 ST (12 x 0,25) 17 x avg 26 ST (12 x 0,14)	12 x avg 24 ST (12 x 0,25) 17 x avg 26 ST (12 x 0,14)
<b>Diametri Diameter</b>	6,5 +/- 0,2 7,3 +/- 0,2	7,1 +/- 0,2 7,1 +/- 0,2	6,9 +/- 0,2 7,9 +/- 0,2	7,6 +/- 0,2 7,6 +/- 0,2
<b>Conduttori Conductor</b>	TPO Classe 5 FLEX	TPO Classe 6 FLEX	TPO Classe 5 FLEX	TPO Classe 6 FLEX
<b>Guaina Esterna Outer Jacket</b>	PVC UL/CSA STYLE 21179 Grey DESINA Flam Retardant FT1	PUR UL/CSA STYLE 21576 Grey DESINA Flam Retardant FT2	PVC UL/CSA STYLE 21179 Grey DESINA Flam Retardant FT1	PUR UL/CSA STYLE 21576 Grey DESINA Flam Retardant FT2
<b>Normative di riferimento Reference standards</b>	<b>RU</b>	<b>RU</b>	<b>RU</b>	<b>RU</b>
<b>Temperatura di esercizio Working temperature</b>	-30 / +80°C Static App. -5 / +80°C Mobile App.	-40 / +80°C Static App. -30 / +80°C Mobile App.	-30 / +80°C Static App. -5 / +80°C Mobile App.	-40 / +80°C Static App. -30 / +80°C Mobile App.
<b>Raggio di curvatura Bending radius</b>	6 x Ø esterno Static App. 15 x Ø esterno Dynamic App.	5 x Ø esterno Static App. 5 x Ø esterno Dynamic App.	6 x Ø esterno Static App. 15 x Ø esterno Dynamic App.	5 x Ø esterno Static App. 7,5 x Ø esterno Dynamic App.
<b>Schermatura Shield</b>	---	---	A treccia - Copertura >= 85% Braided coverage >= 85%	A treccia - Copertura >= 85% Braided coverage >= 85%
<b>Velocità di traslazione Traslaction's speed</b>	---	300 mt / min	---	300 mt / min
<b>Accelerazione Acceleration</b>	---	40 mt / secq	---	40 mt / secq



**TABELLA COLORI  
COLOURS TABLE**

1	WH
2	BN
3	GN
4	YE
5	GY
6	PK
7	BU
8	RD
9	BK
10	VT
11	GYPK
12	RDBU



**TABELLA COLORI  
COLOURS TABLE**

1	WH
2	BN
3	GN
4	YE
5	GY
6	PK
7	BU
8	RD
9	BK
10	VT
11	GYPK
12	RDBU
13	WHGN
14	BNGN
15	WHYE
16	YEKN
17	WHGY

**NOTA:** Il prodotto è completo di dado e o-ring per fissaggio al pannello.

**NOTE:** The product is sold with o-ring and fixing nut.

#### CONFIGURAZIONI AGGIUNTIVE / MORE CONFIGURATIONS

Ghiera Inox AISI 304 / Inox AISI 304 Ring Nut min. 100 pcs X

Schermo connesso alla ghiera / Shield connect nut H

#### MATERIALI

Portacontatto in ABS V0 UL94 autoestinguente, contatto tornito in ottone dorato AU03, ghiera di tenuta meccanica in Ottone Nichelato, o-ring di tenuta in Viton.

#### MATERIALS

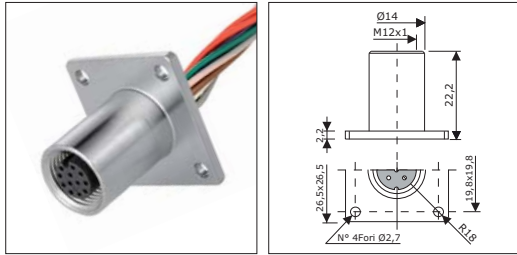
Contact plug holder: self-extinguishing ABS UL94 V0. Turned contact: gold plating AU03. Metal ring nut: nickel-plated brass. Metal ring nut: nickel-plated brass. O-ring: Viton (female).

#### SPECIFICHE TECNICHE

#### TECHNICAL SPECIFICATIONS

Normativa di riferimento	Reference standards	IEC 61076-2-101
Corrente Nominale	Nominal Currents	1.5 A
Tensione Nominale	Nominal Voltage	30 V AC-DC
Grado di protezione	Protection Class	IP67
Resistività di massa	Resistance	≤ 5mΩ
Temperatura di esercizio (connettore)	Working Temperature	-20/+80°C Fix Install

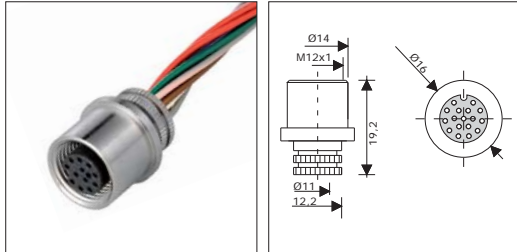
### FEMMINA montaggio frontale con flangia quadra - cavi unipolari / FEMALE front mounting with square - single wire



Cod. AS-M12F\*\*/211\*\*

COMPOSIZIONE CODICE CODE COMPOSITION	CONFIGURAZIONI AGGIUNTIVE MORE CONFIGURATIONS
AS-M12F00/211 n. poli nr. of pins	* X = ghiera inox inox ring nut

### FEMMINA montaggio frontale a pressione - cavi unipolari / FEMALE front mounting push - single wire



Cod. AS-M12F\*\*/341

COMPOSIZIONE CODICE CODE COMPOSITION	CONFIGURAZIONI AGGIUNTIVE MORE CONFIGURATIONS
AS-M12F00/341 n. poli nr. of pins	* X = ghiera inox inox ring nut

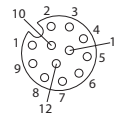


TABELLA COLORI COLOURS TABLE	
1	WH
2	BN
3	GN
4	YE
5	GY
6	PK
7	BU
8	RD
9	BK
10	VT
11	GYPK
12	RDBU

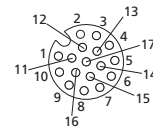


TABELLA COLORI COLOURS TABLE	
1	WH
2	BN
3	GN
4	YE
5	GY
6	PK
7	BU
8	RD
9	BK
10	VT
11	GYPK
12	RDBU
13	WHGN
14	BNGN
15	WHYE
16	YEBN
17	WHGY

#### CONFIGURAZIONI AGGIUNTIVE / MORE CONFIGURATIONS

Ghiera Inox AISI 304 / Inox AISI 304 Ring Nut min. 100 pcs X

#### MATERIALI

Portacontatto in ABS V0 UL94 autoestinguente, contatto tornito in ottone dorato AU03, ghiera di tenuta meccanica in Ottone Nichelato, o-ring di tenuta in Viton.

#### MATERIALS

Contact plug holder: self-extinguishing ABS UL94 V0. Turned contact: gold plating AU03. Metal ring nut: nickel-plated brass. Metal ring nut: nickel-plated brass. O-ring: Viton (female).

#### SPECIFICHE CAVI UNIPOLARI / SINGLE WIRE SPECIFICATION

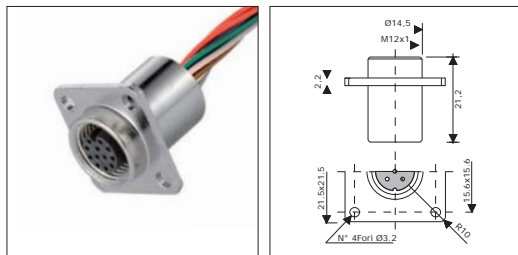
Lunghezza Std	Std Length	0,5 mt
Normativa	Reference	CEI 20-40
Guaina	Jacket	PVC
Tensione	Voltage	300/500 V
Sezione	Section	26AWG (0.14 mmq)
Ø Esterno	Ø External	1.10 +/- 0.1
Temperatura	Temperature	+5/+70°C

#### SPECIFICHE TECNICHE

#### TECHNICAL SPECIFICATIONS

Normativa di riferimento	Reference standards	IEC 61076-2-101
Corrente Nominale	Nominal Currents	1.5 A
Tensione Nominale	Nominal Voltage	30 V AC-DC
Grado di protezione	Protection Class	IP67
Resistività di massa	Resistance	≤ 5mΩ
Temperatura di esercizio (connettore)	Working Temperature	-20/+80°C Fix Install

### FEMMINA montaggio frontale cavi unipolari / FEMALE front mounting single wire

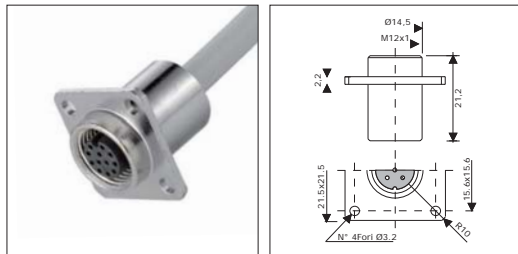


Cod. AS-M12F\*\*/671\*

COMPOSIZIONE CODICE CODE COMPOSITION	CONFIGURAZIONI AGGIUNTIVE MORE CONFIGURATIONS
AS-M12F00/671 n. poli nr. of pins	* X = ghiera inox inox ring nut

SPECIFICHE CAVI UNIPOLARI/SINGLE WIRE SPECIFICATION		
Lunghezza Std	Std Length	0,5 mt
Normativa	Reference	CEI 20-40
Guaina	Jacket	PVC
Tensione	Voltage	300/500 V
Sezione	Section	26AWG (0.14 mm <sup>2</sup> )
Ø Esterno	Ø External	1.10 +/- 0.1
Temperatura	Temperature	+5/+70°C

### FEMMINA montaggio frontale con cavo / FEMALE front mounting with cable



Cod. AS-M12F\*\*\*\*\*/673\*\*

COMPOSIZIONE CODICE CODE COMPOSITION	CONFIGURAZIONI AGGIUNTIVE MORE CONFIGURATIONS
Tipologia cavo (vedi cod. in tabella) Cable type (code like table) AS-M12F00050*/673 n. poli nr. of pins lunghezza cavo cable length 001 = 10 cm 010 = 1 m 100 = 10 m	** H = schermo connesso alla ghiera shield connect nut X = ghiera inox / inox ring nut HX = connettore schermato e ghiera inox shielded connector and inox ring nut

COD.	C	R	CS	RS
SPECIFICHE CAVO CABLE SPECIFICATIONS	CAVO PVC PVC CABLE	CAVO PUR PUR CABLE	CAVO PVC SCHERMATO PVC SHIELDED CABLE	CAVO PUR SCHERMATO PUR SHIELDED CABLE
Sezioni Sections	12 x avg 24 (12 x 0.25) 17 x avg 26 (12 x 0.14)	12 x avg 24 (12 x 0.25) 17 x avg 26 (12 x 0.14)	12 x avg 24 ST (12 x 0.25) 17 x avg 26 ST (12 x 0.14)	12 x avg 24 ST (12 x 0.25) 17 x avg 26 ST (12 x 0.14)
Diametri Diameter	6.5 +/- 0.2 7.3 +/- 0.2	7.1 +/- 0.2 7.1 +/- 0.2	6.9 +/- 0.2 7.9 +/- 0.2	7.6 +/- 0.2 7.6 +/- 0.2
Conduttori Conductor	TPO Classe 5 FLEX	TPO Classe 6 FLEX	TPO Classe 5 FLEX	TPO Classe 6 FLEX
Guaina Esterna Outer Jacket	PVC UL/CSA STYLE 21179 Grey DESINA Flam Retardant FT1	PUR UL/CSA STYLE 21576 Grey DESINA Flam Retardant FT2	PVC UL/CSA STYLE 21179 Grey DESINA Flam Retardant FT1	PUR UL/CSA STYLE 21576 Grey DESINA Flam Retardant FT2
Normative di riferimento Reference standards	RU	RU	RU	RU
Temperatura di esercizio Working temperature	-30 / +80°C Static App. -5 / +80°C Mobile App.	-40 / +80°C Static App. -30 / +80°C Mobile App.	-30 / +80°C Static App. -5 / +80°C Mobile App.	-40 / +80°C Static App. -30 / +80°C Mobile App.
Raggio di curvatura Bending radius	6 x Ø esterno Static App. 15 x Ø esterno Dynamic App.	5 x Ø esterno Static App. 5 x Ø esterno Dynamic App.	6 x Ø esterno Static App. 15 x Ø esterno Dynamic App.	5 x Ø esterno Static App. 7.5 x Ø esterno Dynamic App.
Schermatura Shield	---	---	A treccia - Copertura ≥ 85% Braided coverage ≥ 85%	A treccia - Copertura ≥ 85% Braided coverage ≥ 85%
Velocità di traslazione Traslation's speed	---	300 mt / min	---	300 mt / min
Accelerazione Acceleration	---	40 mt / secq	---	40 mt / secq

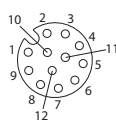


TABELLA COLORI COLOURS TABLE	
1	WH
2	BN
3	GN
4	YE
5	GY
6	PK
7	BU
8	RD
9	BK
10	VT
11	GYPK
12	RDBU

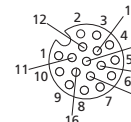


TABELLA COLORI COLOURS TABLE	
1	WH
2	BN
3	GN
4	YE
5	GY
6	PK
7	BU
8	RD
9	BK
10	VT
11	GYPK
12	RDBU
13	WHGN
14	BNGN
15	WHYE
16	YEEN
17	WHGY

### CONFIGURAZIONI AGGIUNTIVE / MORE CONFIGURATIONS

Ghiera Inox AISI 304 / Inox AISI 304 Ring Nut min. 100 pcs **X**

Schermo connesso alla ghiera / Shield connect nut **H**

### MATERIALI

Portacontatto in ABS V0 UL94 autoestinguente, contatto tornito in ottone dorato AU03, ghiera di tenuta meccanica in Ottone Nichelato, o-ring di tenuta in Viton.

### MATERIALS

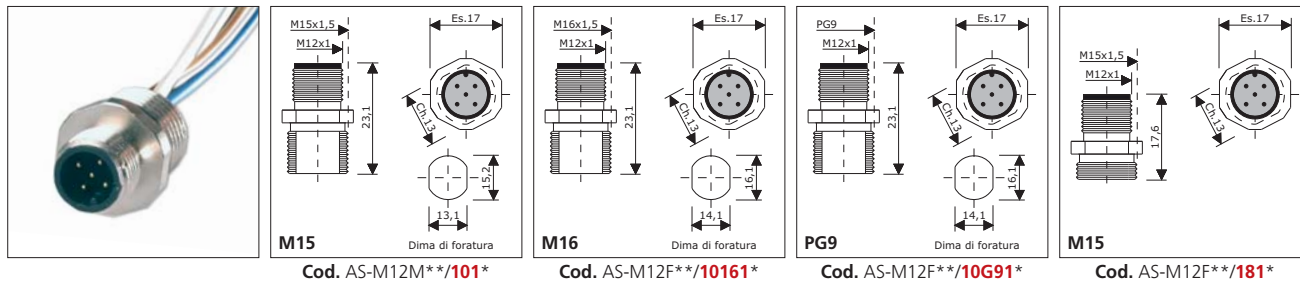
Contact plug holder: self-extinguishing ABS UL94 V0. Turned contact: gold plating AU03. Metal ring nut: nickel-plated brass. Metal ring nut: nickel-plated brass. O-ring: Viton (female).

### SPECIFICHE TECNICHE

### TECHNICAL SPECIFICATIONS

Normativa di riferimento	Reference standards	IEC 61076-2-101
Corrente Nominale	Nominal Currents	1.5 A
Tensione Nominale	Nominal Voltage	30 V AC-DC
Grado di protezione	Protection Class	IP67
Resistività di massa	Resistance	≤ 5mΩ
Temperatura di esercizio (connettore)	Working Temperature	-20/+80°C Fix Install

### MASCHIO montaggio frontale cavi unipolari / MALE front mounting single wire



**COMPOSIZIONE CODICE CODE COMPOSITION**

Cod. (vedi disegno) Code (like drawing)

AS-M12M00/\*\*\*\*

n. poli nr. of pins

**CONFIGURAZIONI AGGIUNTIVE MORE CONFIGURATIONS**

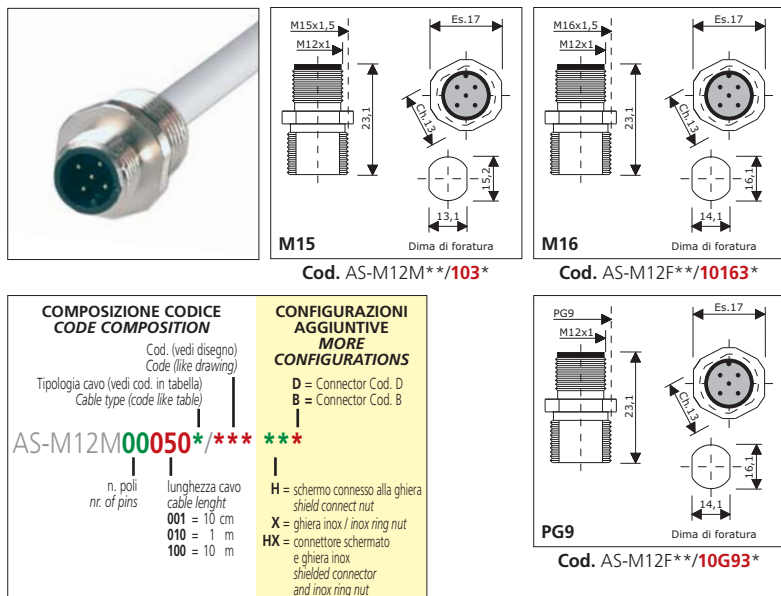
D = Connector Cod. D  
B = Connector Cod. B

X = ghiera inox inox ring nut

**SPECIFICHE CAVI UNIPOLARI / SINGLE WIRE SPECIFICATION**

Lunghezza Std	Std Length	0,5 mt
Normativa	Reference	CEI 20-40
Guaina	Jacket	PVC
Tensione	Voltage	300/500 V
Sezione	Section	22AWG (0.34 mmq)
Ø Esterno	Ø External	1.90 +/- 0.1
Temperatura	Temperature	+5/+70°C

### MASCHIO montaggio frontale con cavo / MALE front mounting with cable



**COMPOSIZIONE CODICE CODE COMPOSITION**

Cod. (vedi disegno) Code (like drawing)

Tipologia cavo (vedi cod. in tabella) Cable type (code like table)

AS-M12M00050/\*\*\*\*

n. poli nr. of pins

lunghezza cavo cable length  
001 = 10 cm  
010 = 1 m  
100 = 10 m

**CONFIGURAZIONI AGGIUNTIVE MORE CONFIGURATIONS**

D = Connector Cod. D  
B = Connector Cod. B

H = schermo connesso alla ghiera shield connect nut  
X = ghiera inox / inox ring nut  
HX = connettore schermato e ghiera inox shielded connector and inox ring nut

COD.	C	R	RUN	CS
<b>SPECIFICHE CAVO CABLE SPECIFICATIONS</b>	CAVO PVC UL/CSA UL/CSA PVC CABLE	CAVO PUR UL/CSA UL/CSA PUR CABLE	CAVO PUR UL/CSA UL/CSA PUR CABLE	CAVO PVC SCHERMATO PVC SHIELDED CABLE
<b>Sezioni Sections</b>	3 x avg 22 (3 x 0.35) 4 x avg 24 (4 x 0.25) 5 x avg 24 (5 x 0.25)	3 x avg 22 (3 x 0.35) 4 x avg 24 (4 x 0.25) 5 x avg 24 (5 x 0.25)	4 x avg 22 (4 x 0.24) 5 x avg 23 (5 x 0.24)	3 x avg 22 ST (3 x 0.35) 4 x avg 24 ST (4 x 0.25) 5 x avg 24 ST (5 x 0.25)
<b>Diametri Diameter</b>	4.7 +/- 0.15 4.6 +/- 0.15 4.7 +/- 0.15	4.7 +/- 0.15 4.6 +/- 0.15 4.7 +/- 0.15	4.5 +/- 0.2 4.9 +/- 0.2	4.8 +/- 0.15 4.9 +/- 0.2 5.9 +/- 0.15
<b>Conduttori Conductor</b>	PVC classe 6 FLEX	PVC classe 6 FLEX	PVC classe 6 FLEX	PVC classe 6 FLEX
<b>Guaina Esterna Outer Jacket</b>	PVC UL/CSA STYLE 21179 Grey Ral 7035 Flame Test FT1	PUR compound Grey Ral 7035 Flame Test FT2	PUR UL/CSA Black Flame Test FT1	PVC CEI 2022 - II Oil resistant CEI20-40 Grey Ral 7035 Flame Test
<b>Normative di riferimento Reference standards</b>				
<b>Temperatura di esercizio Working temperature</b>	-15 / +80°C Static App. -15 / +80°C Dynamic App.	-15 / +80°C Static App. -15 / +80°C Dynamic App.	-40 / +80°C Static App. -40 / +80°C Dynamic App.	-15 / +80°C Static App. -15 / +80°C Dynamic App.
<b>Raggio di curvatura Bending radius</b>	10 x Ø esterno	10 x Ø esterno	10 x Ø esterno	10 x Ø esterno
<b>Schermatura Shield</b>	---	---	---	A treccia - Copertura ≥ 85% Braided coverage ≥ 85%
<b>Velocità di traslazione Traslation's speed</b>	90 mt / min	150 mt / min	200 mt / min	---
<b>Accelerazione Acceleration</b>	---	40 mt / secq	---	---

**NOTA:** Il prodotto è completo di dado e o-ring per fissaggio al pannello.  
**NOTE:** The product is sold with o-ring and fixing nut.

#### CONFIGURAZIONI AGGIUNTIVE / MORE CONFIGURATIONS

Ghiera Inox AISI 304 / Inox AISI 304 Ring Nut min. 1000 pcs **X**

Schermo connesso alla ghiera / Shield connect nut **H**

**Solo per 4 POLI / Only for 4 PINS**  
Connettore cod. D / Connector D code **D**

**Solo per 5 POLI / Only for 5 PINS**  
Connettore cod. B / Connector B code **B**

**MATERIALI**  
Portacontatto in ABS V0 UL94 autoestinguente, contatto tornito in ottone dorato AU03, ghiera di tenuta meccanica in Ottone Nichelato.

**MATERIALS**  
Contact plug in self-extinguishing ABS UL94, turned contact with gold plating AU03, metal ring nut in nickel-plated brass.

TABELLA COLORI COLOURS TABLE	TABELLA COLORI COLOURS TABLE	TABELLA COLORI COLOURS TABLE
1  BN	1  BN	1  BN
3  BU	2  WH	2  WH
4  BK	3  BU	3  BU
	4  BK	4  BK
		5  GY

**SPECIFICHE TECNICHE TECHNICAL SPECIFICATIONS**

Normativa di riferimento Reference standards	IEC 61076-2-101
Corrente Nominale Nominal Currents	4 A
Tensione Nominale 3-4 POLI Nominal Voltage 3-4 PINS	250 V AC-DC
Tensione Nominale 5 POLI Nominal Voltage 5 PINS	60 V AC-DC
Grado di protezione Protection Class	IP67
Resistività di massa Resistance	≤ 5mΩ
Temperatura di esercizio (connettore) Working Temperature	-20/+80°C Fix Install

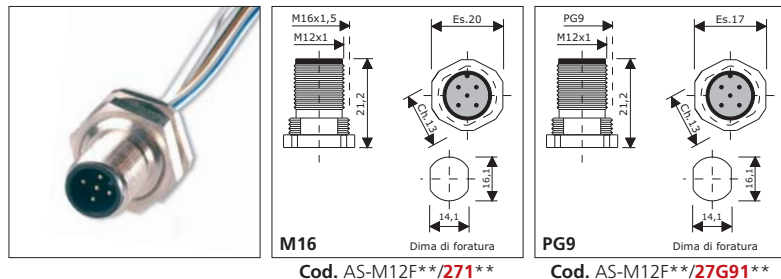
# CONNETTORI M12 da incasso 3-4-5 POLI

## M12 flush type CONNECTORS 3-4-5 PINS

ROHS compliant

AS CONNECTORS

### MASCHIO montaggio posteriore cavi unipolari / MALE rear mounting single wire

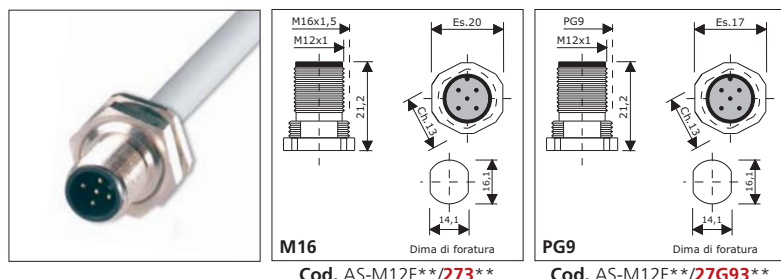


Cod. AS-M12F\*\*/271\*\* Cod. AS-M12F\*\*/27G91\*\*

COMPOSIZIONE CODICE CODE COMPOSITION	CONFIGURAZIONI AGGIUNTIVE MORE CONFIGURATIONS
AS-M12M00/271	D = Connector Cod. D B = Connector Cod. B
n. poli nr. of pins	X = ghiera inox inox ring nut
	H = schermo connesso alla ghiera shield connect nut
	XH = ghiera inox e ghiera inox shielded connector and inox ring nut

SPECIFICHE CAVI UNIPOLARI / SINGLE WIRE SPECIFICATION		
Lunghezza Std	Std Length	0,5 mt
Normativa	Reference	CEI 20-40
Guaina	Jacket	PVC
Tensione	Voltage	300/500 V
Sezione	Section	22AWG (0.34 mmq)
Ø Esterno	Ø External	1.90 +/- 0.1
Temperatura	Temperature	+5/+70°C

### MASCHIO montaggio posteriore con cavo / MALE rear mounting with cable



Cod. AS-M12F\*\*/273\*\* Cod. AS-M12F\*\*/27G93\*\*

COMPOSIZIONE CODICE CODE COMPOSITION	CONFIGURAZIONI AGGIUNTIVE MORE CONFIGURATIONS
AS-M12M00050*/273	D = Connector Cod. D B = Connector Cod. B
Tipologia cavo (vedi cod. in tabella) Cable type (code like table)	H = schermo connesso alla ghiera shield connect nut
n. poli nr. of pins	X = ghiera inox / inox ring nut
lunghezza cavo cable length 001 = 10 cm 010 = 1 m 100 = 10 m	XH = connettore schermato e ghiera inox shielded connector and inox ring nut

COD.	C	R	RUN	CS
SPECIFICHE CAVO CABLE SPECIFICATIONS	CAVO PVC UL/CSA UL/CSA PVC CABLE	CAVO PUR UL/CSA UL/CSA PUR CABLE	CAVO PUR UL/CSA UL/CSA PUR CABLE	CAVO PVC SCHERMATO PVC SHIELDED CABLE
Sezioni Sections	3 x avg 22 (3 x 0.35) 4 x avg 24 (4 x 0.25) 5 x avg 24 (5 x 0.25)	3 x avg 22 (3 x 0.35) 4 x avg 24 (4 x 0.25) 5 x avg 24 (5 x 0.25)	4 x avg 22 (4 x 0.24) 5 x avg 23 (5 x 0.24)	3 x avg 22 ST (3 x 0.35) 4 x avg 24 ST (4 x 0.25) 5 x avg 24 ST (5 x 0.25)
Diametri Diameter	4.7 +/- 0.15 4.6 +/- 0.15 4.7 +/- 0.15	4.7 +/- 0.15 4.6 +/- 0.15 4.7 +/- 0.15	4.5 +/- 0.2 4.9 +/- 0.2	4.8 +/- 0.15 4.9 +/- 0.2 5.9 +/- 0.15
Conduttori Conductor	PVC classe 6 FLEX	PVC classe 6 FLEX	PVC classe 6 FLEX	PVC classe 6 FLEX
Guaina Esterna Outer Jacket	PVC UL/CSA STYLE 21179 Grey Ral 7035 Flame Test FT1	PUR compound Grey Ral 7035 Flame Test FT2	PUR UL/CSA Black Flame Test FT1	PVC CEI 2022 - II Oil resistant CEI20-34 Grey Ral 7035 Flame Test
Normative di riferimento Reference standards	RU	RU	RU	RU
Temperatura di esercizio Working temperature	-15 / +80°C Static App. -15 / +80°C Dynamic App.	-15 / +80°C Static App. -15 / +80°C Dynamic App.	-40 / +80°C Static App. -40 / +80°C Dynamic App.	-15 / +80°C Static App. -15 / +80°C Dynamic App.
Raggio di curvatura Bending radius	10 x Ø esterno	10 x Ø esterno	10 x Ø esterno	10 x Ø esterno
Schermatura Shield	---	---	---	A treccia - Copertura ≥ 85% Braided coverage ≥ 85%
Velocità di traslazione Traslation's speed	90 mt / min	150 mt / min	200 mt / min	---
Accelerazione Acceleration	---	40 mt / secq	---	---

**NOTA:** Il prodotto è completo di dado e o-ring per fissaggio al pannello.  
**NOTE:** The product is sold with o-ring and fixing nut.

CONFIGURAZIONI AGGIUNTIVE / MORE CONFIGURATIONS		
Ghiera Inox AISI 304 / Innox AISI 304 Ring Nut	min. 100 pcs	X
Schermo connesso alla ghiera / Shield connect nut		H
Solo per 4 POLI / Only for 4 PINS		D
Connettore cod. D / Connector D code		
Solo per 5 POLI / Only for 5 PINS		B
Connettore cod. B / Connector B code		

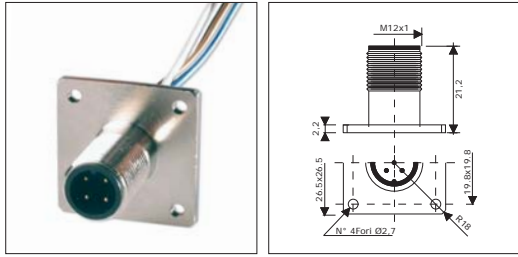
TABELLA COLORI COLOURS TABLE	TABELLA COLORI COLOURS TABLE	TABELLA COLORI COLOURS TABLE
1  BN	1  BN	1  BN
3  BU	2  WH	2  WH
4  BK	3  BU	3  BU
	4  BK	4  BK
		5  GY

**MATERIALI**  
Portacontatto in ABS V0 UL94 autoestinguente, contatto tornito in ottone dorato AU03, ghiera di tenuta meccanica in Ottone Nichelato.

**MATERIALS**  
Contact plug in self-extinguishing ABS UL94, turned contact with gold plating AU03, metal ring nut in nickel-plated brass.

SPECIFICHE TECNICHE	TECHNICAL SPECIFICATIONS
Normativa di riferimento	Reference standards
Corrente Nominale	Nominal Currents
Tensione Nominale 3-4 POLI	Nominal Voltage 3-4 PINS
Tensione Nominale 5 POLI	Nominal Voltage 5 PINS
Grado di protezione	Protection Class
Resistività di massa	Resistance
Temperatura di esercizio (connettore)	Working Temperature


### MASCHIO montaggio frontale con flangia quadra - cavi unipolari / MALE front mounting with square - single wire



Cod. AS-M12M\*\*/231\*\*

<b>COMPOSIZIONE CODICE</b> CODE COMPOSITION	<b>CONFIGURAZIONI AGGIUNTIVE</b> MORE CONFIGURATIONS
AS-M12M00/231	D = Connector Cod. D B = Connector Cod. B
n. poli nr. of pins	* * X = ghiera inox inox ring nut

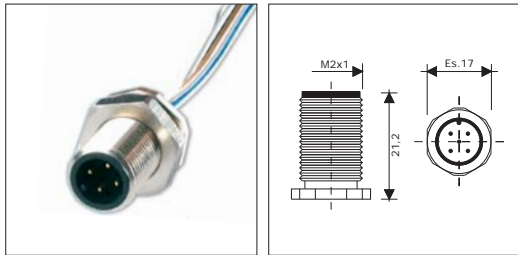
### MASCHIO montaggio frontale a pressione - cavi unipolari / MALE front mounting push - single wire



Cod. AS-M12M\*\*/311\*\*

<b>COMPOSIZIONE CODICE</b> CODE COMPOSITION	<b>CONFIGURAZIONI AGGIUNTIVE</b> MORE CONFIGURATIONS
AS-M12M00/311	D = Connector Cod. D B = Connector Cod. B
n. poli nr. of pins	* * X = ghiera inox inox ring nut

### MASCHIO montaggio posteriore cavi unipolari / MALE rear mounting single wire



Cod. AS-M12M\*\*/421\*\*

<b>COMPOSIZIONE CODICE</b> CODE COMPOSITION	<b>CONFIGURAZIONI AGGIUNTIVE</b> MORE CONFIGURATIONS
AS-M12M00/421	D = Connector Cod. D B = Connector Cod. B
n. poli nr. of pins	* * X = ghiera inox inox ring nut



TABELLA COLORI COLOURS TABLE	
1	BN
3	BU
4	BK

TABELLA COLORI COLOURS TABLE	
1	BN
2	WH
3	BU
4	BK

TABELLA COLORI COLOURS TABLE	
1	BN
2	WH
3	BU
4	BK
5	GY

### CONFIGURAZIONI AGGIUNTIVE / MORE CONFIGURATIONS

Ghiera Inox AISI 304 / Inox AISI 304 Ring Nut min. 100 pcs **X**

Schermo connesso alla ghiera / Shield connect nut **H**

**Solo per 4 POLI / Only for 4 PINS**  
Connettore cod. D / Connector D code **D**



**Solo per 5 POLI / Only for 5 PINS**  
Connettore cod. B / Connector B code **B**



### MATERIALI

Portacontatto in ABS V0 UL94 autoestinguente, contatto tornito in ottone dorato AU03, ghiera di tenuta meccanica in Ottone Nichelato.

### MATERIALS

Contact plug in self-extinguishing ABS UL94, turned contact with gold plating AU03, metal ring nut in nickel-plated brass.

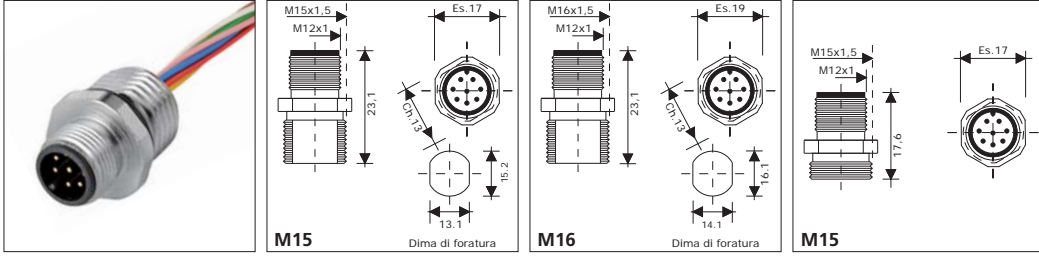
### SPECIFICHE CAVI UNIPOLARI / SINGLE WIRE SPECIFICATION

Lunghezza Std	Std Length	0,5 mt
Normativa	Reference	CEI 20-40
Guaina	Jacket	PVC
Tensione	Voltage	300/500 V
Sezione	Section	22AWG (0.34 mmq)
Ø Esterno	Ø External	1.90 +/- 0.1
Temperatura	Temperature	+5/+70°C

### SPECIFICHE TECNICHE / TECHNICAL SPECIFICATIONS

Normativa di riferimento	Reference standards	IEC 61076-2-101
Corrente Nominale	Nominal Currents	4 A
Tensione Nominale 3-4 POLI	Nominal Voltage 3-4 PINS	250 V AC-DC
Tensione Nominale 5 POLI	Nominal Voltage 5 PINS	60 V AC-DC
Grado di protezione	Protection Class	IP67
Resistività di massa	Resistance	≤ 5mΩ
Temperatura di esercizio (connettore)	Working Temperature	-20/+80°C Fix Install

**MASCHIO montaggio frontale cavi unipolari / MALE front mounting single wire**



**M15**  
Cod. AS-M12M\*\*/101\*

**M16**  
Cod. AS-M12M\*\*/10161\*

**M15**  
Cod. AS-M12M\*\*/181\*

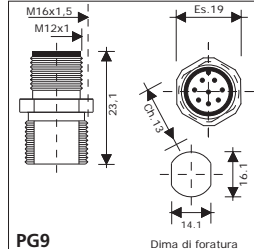
**COMPOSIZIONE CODICE**  
*CODE COMPOSITION*

Cod. (vedi disegno)  
*Code (like drawing)*

AS-M12M00\*\*\* \*  
n. poli nr. of pins

**CONFIGURAZIONI AGGIUNTIVE**  
*MORE CONFIGURATIONS*

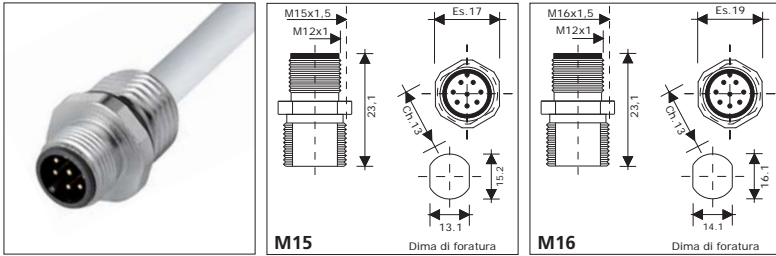
X = ghiera inox  
inox ring nut



**PG9**  
Cod. AS-M12M\*\*/10G91\*

SPECIFICHE CAVI UNIPOLARI/SINGLE WIRE SPECIFICATION		
Lunghezza Std	<i>Std Length</i>	0,5 mt
Normativa	<i>Reference</i>	CEI 20-40
Guaina	<i>Jacket</i>	PVC
Tensione	<i>Voltage</i>	300/500 V
Sezione	<i>Section</i>	24AWG (0.25 mmq)
Ø Esterno	<i>Ø External</i>	1.50 +/- 0.1
Temperatura	<i>Temperature</i>	+5/+70°C

**MASCHIO montaggio frontale con cavo / MALE front mounting with cable**



**M15**  
Cod. AS-M12M\*\*\*\*\*/103\*\*

**M16**  
Cod. AS-M12M\*\*\*\*\*/10163\*\*

**COMPOSIZIONE CODICE**  
*CODE COMPOSITION*

Cod. (vedi disegno)  
*Code (like drawing)*

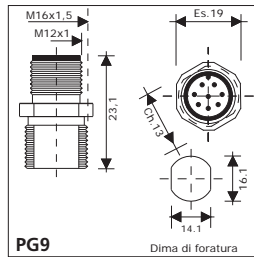
Tipologia cavo (vedi cod. in tabella)  
*Cable type (code like table)*

AS-M12M00050\*\*/\*

n. poli nr. of pins  
lunghezza cavo cable length  
001 = 10 cm  
010 = 1 m  
100 = 10 m

**CONFIGURAZIONI AGGIUNTIVE**  
*MORE CONFIGURATIONS*

H = schermo connesso alla ghiera  
shield connect nut  
X = ghiera inox / inox ring nut  
HX = connettore schermato e ghiera inox  
shielded connector and inox ring nut



**PG9**  
Cod. AS-M12M\*\*\*\*\*/10G93\*\*

COD.	C	CS
	CAVO PVC PVC CABLE	CAVO PVC SCHERMATO PVC SHIELDED CABLE
<b>SPECIFICHE CAVO</b> <i>CABLE SPECIFICATIONS</i>		
Sezioni <i>Sections</i>	6 x awg 24 (6 x 0.25) 8 x awg 24 (8 x 0.25)	6 x awg 24 ST (6 x 0.25) 8 x awg 24 ST (8 x 0.25)
Diametri <i>Diameter</i>	5.9 +/- 0.15	6.8 +/- 0.2
Conduttori <i>Conductor</i>	PVC classe 6 FLEX 32 x 0.10	PVC classe 6 FLEX 32 x 0.10
Guaina Esterna <i>Outer Jacket</i>	PVC CEI 2022 - II Oil resistant UL 1581 Grey Ral 7035 Flam Retardant FT1	PVC CEI 2022 - II Oil resistant UL 1581 Grey Ral 7035 Flam Retardant FT1
Normative di riferimento <i>Reference standards</i>	<b>RU</b>	<b>RU</b>
Temperatura di esercizio <i>Working temperature</i>	-15 / +70°C Static App. +5 / +70°C Mobile App.	-15 / +80°C Static App.
Raggio di curvatura <i>Bending radius</i>	10 x Ø esterno	12 x Ø esterno
Schermatura <i>Shield</i>	---	A treccia - Copertura >= 80% Braided coverage >= 80%
Velocità di traslazione <i>Traslation's speed</i>	90 mt / min	---
Accelerazione <i>Acceleration</i>	4 mt / seq	---



**TABELLA COLORI**  
*COLOURS TABLE*

1	WH
2	BN
3	GN
4	YE
6	GY
7	PK



**TABELLA COLORI**  
*COLOURS TABLE*

1	WH
2	BN
3	GN
4	YE
5	GY
6	PK
7	BU
8	RD

**NOTA:** Il prodotto è completo di dado e o-ring per fissaggio al pannello.

**NOTE:** The product is sold with o-ring and fixing nut.

**CONFIGURAZIONI AGGIUNTIVE / MORE CONFIGURATIONS**

Ghiera Inox AISI 304 / Inox AISI 304 Ring Nut	min. 100 pcs	<b>X</b>
Schermo connesso alla ghiera / Shield connect nut		<b>H</b>

**MATERIALI**

Portacontatto in ABS V0 UL94 autoestingente, contatto tornito in ottone dorato AU03, ghiera di tenuta meccanica in Ottone Nichelato.

**MATERIALS**

Contact plug holder: self-extinguishing ABS UL94 V0. Turned contact: gold plating AU03. Metal ring nut: nickel-plated brass. Metal ring nut: nickel-plated brass. O-ring: Viton (female).

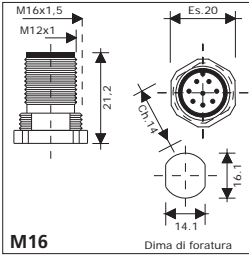
**SPECIFICHE TECNICHE**

**TECHNICAL SPECIFICATIONS**

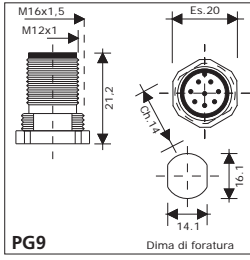
Normativa di riferimento	<i>Reference standards</i>	IEC 61076-2-101
Corrente Nominale	<i>Nominal Currents</i>	2 A
Tensione Nominale	<i>Nominal Voltage</i>	30 V AC-DC
Grado di protezione	<i>Protection Class</i>	IP67
Resistività di massa	<i>Resistance</i>	≤ 5mΩ
Temperatura di esercizio (connettore)	<i>Working Temperature</i>	-20/+80°C Fix Install



### MASCHIO montaggio posteriore cavi unipolari / MALE rear mounting single wire



**M16**  
Cod. AS-M12M\*\*/271\*

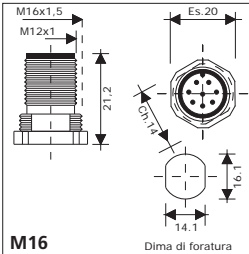


**PG9**  
Cod. AS-M12M\*\*/27G91\*

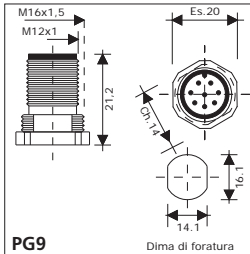
COMPOSIZIONE CODICE CODE COMPOSITION	CONFIGURAZIONI AGGIUNTIVE MORE CONFIGURATIONS
AS-M12M00/271	*
n. poli nr. of pins	X = ghiera inox inox ring nut

SPECIFICHE CAVI UNIPOLARI / SINGLE WIRE SPECIFICATION		
Lunghezza Std	Std Length	0,5 mt
Normativa	Reference	CEI 20-40
Guaina	Jacket	PVC
Tensione	Voltage	300/500 V
Sezione	Section	24AWG (0.25 mmq)
Ø Esterno	Ø External	1.50 +/- 0.1
Temperatura	Temperature	+5/+70°C

### MASCHIO montaggio posteriore con cavo / MALE rear mounting with cable



**M16**  
Cod. AS-M12M\*\*\*\*\*/273\*\*



**PG9**  
Cod. AS-M12M\*\*\*\*\*/27G93\*\*

COMPOSIZIONE CODICE CODE COMPOSITION	CONFIGURAZIONI AGGIUNTIVE MORE CONFIGURATIONS
AS-M12M00050*/273	**
Tipologia cavo (vedi cod. in tabella) Cable type (code like table)	H = schermo connesso alla ghiera shield connect nut
n. poli nr. of pins	X = ghiera inox / inox ring nut
lunghezza cavo cable length	HX = connettore schermato e ghiera inox shielded connector and inox ring nut
001 = 10 cm	
010 = 1 m	
100 = 10 m	

COD.	C		CS	
	CAVO PVC PVC CABLE		CAVO PVC SCHERMATO PVC SHIELDED CABLE	
SPECIFICHE CAVO CABLE SPECIFICATIONS				
Sezioni Sections	6 x awg 24 (6 x 0.25) 8 x awg 24 (8 x 0.25)		6 x awg 24 ST (6 x 0.25) 8 x awg 24 ST (8 x 0.25)	
Diametri Diameter	5.9 +/- 0.15		6.8 +/- 0.2	
Conduttori Conductor	PVC classe 6 FLEX 32 x 0.10		PVC classe 6 FLEX 32 x 0.10	
Guaina Esterna Outer Jacket	PVC CEI 2022 - II Oil resistant UL 1581 Grey Ral 7035 Flam Retardant FT1		PVC CEI 2022 - II Oil resistant UL 1581 Grey Ral 7035 Flam Retardant FT1	
Normative di riferimento Reference standards				
Temperatura di esercizio Working temperature	-15 / +70°C Static App. +5 / +70°C Mobile App.		-15 / +70°C Static App.	
Raggio di curvatura Bending radius	10 x Ø esterno		12 x Ø esterno	
Schermatura Shield	---		A treccia - Copertura ≥ 80% Braided coverage ≥ 80%	
Velocità di traslazione Traslation's speed	90 mt / min		---	
Accelerazione Acceleration	4 mt / secq		---	

**NOTA:** Il prodotto è completo di dado e o-ring per fissaggio al pannello.

**NOTE:** The product is sold with o-ring and fixing nut.

#### CONFIGURAZIONI AGGIUNTIVE / MORE CONFIGURATIONS

Ghiera Inox AISI 304 / Inox AISI 304 Ring Nut	min. 100 pcs	X
Schermo connesso alla ghiera / Shield connect nut		H

#### MATERIALI

Portacontatto in ABS V0 UL94 autoestingente, contatto tornito in ottone dorato AU03, ghiera di tenuta meccanica in Ottone Nichelato.

#### MATERIALS

Contact plug holder: self-extinguishing ABS UL94 V0. Turned contact: gold plating AU03. Metal ring nut: nickel-plated brass. Metal ring nut: nickel-plated brass. O-ring: Viton (female).



#### TABELLA COLORI COLOURS TABLE

1	WH
2	BN
3	GN
4	YE
6	GY
7	PK




#### TABELLA COLORI COLOURS TABLE

1	WH
2	BN
3	GN
4	YE
5	GY
6	PK
7	BU
8	RD

#### SPECIFICHE TECNICHE / TECHNICAL SPECIFICATIONS

Normativa di riferimento	Reference standards	IEC 61076-2-101
Corrente Nominale	Nominal Currents	2 A
Tensione Nominale	Nominal Voltage	30 V AC-DC
Grado di protezione	Protection Class	IP67
Resistività di massa	Resistance	≤ 5mΩ
Temperatura di esercizio (connettore)	Working Temperature	-20/+80°C Fix Install

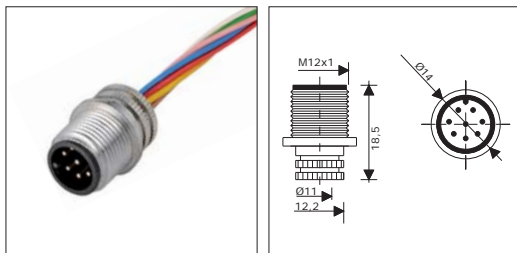
**MASCHIO** montaggio frontale con flangia quadra - cavi unipolari / **MALE** front mounting with square - single wire



Cod. AS-M12M\*\*/231\*

COMPOSIZIONE CODICE CODE COMPOSITION	CONFIGURAZIONI AGGIUNTIVE MORE CONFIGURATIONS
AS-M12M00/231 n. poli nr. of pins	* X = ghiera inox inox ring nut

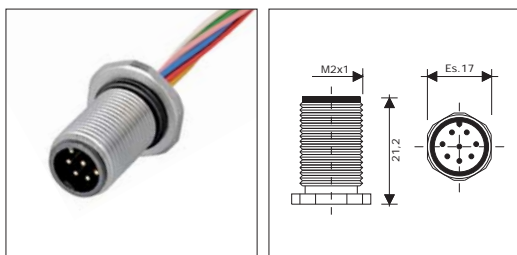
**MASCHIO** montaggio frontale a pressione - cavi unipolari / **MALE** front mounting push - single wire



Cod. AS-M12M\*\*/311\*

COMPOSIZIONE CODICE CODE COMPOSITION	CONFIGURAZIONI AGGIUNTIVE MORE CONFIGURATIONS
AS-M12M00/311 n. poli nr. of pins	* X = ghiera inox inox ring nut

**MASCHIO** montaggio posteriore cavi unipolari / **MALE** rear mounting single wire



Cod. AS-M12M\*\*/421\*

COMPOSIZIONE CODICE CODE COMPOSITION	CONFIGURAZIONI AGGIUNTIVE MORE CONFIGURATIONS
AS-M12M00/421 n. poli nr. of pins	* X = ghiera inox inox ring nut



**TABELLA COLORI  
COLOURS TABLE**

1	WH
2	BN
3	GN
4	YE
6	GY
7	PK



**TABELLA COLORI  
COLOURS TABLE**

1	WH
2	BN
3	GN
4	YE
5	GY
6	PK
7	BU
8	RD

**CONFIGURAZIONI AGGIUNTIVE / MORE CONFIGURATIONS**

Ghiera Inox AISI 304 / Inox AISI 304 Ring Nut min. 100 pcs X

**MATERIALI**

Portacontatto in ABS V0 UL94 autoestinguente, contatto tornito in ottone dorato AU03, ghiera di tenuta meccanica in Ottone Nichelato.

**MATERIALS**

Contact plug holder: self-extinguishing ABS UL94 V0. Turned contact: gold plating AU03. Metal ring nut: nickel-plated brass. Metal ring nut: nickel-plated brass. O-ring: Viton (female).

**SPECIFICHE CAVI UNIPOLARI / SINGLE WIRE SPECIFICATION**

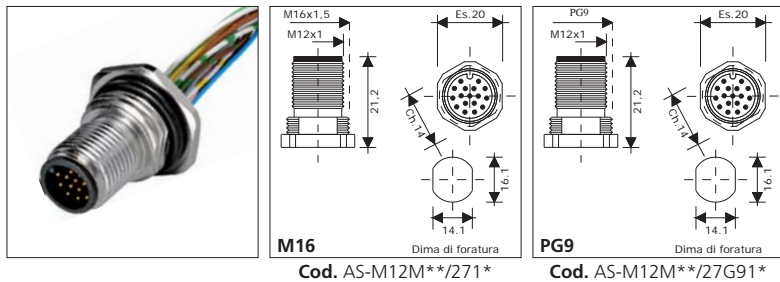
Lunghezza Std	Std Length	0,5 mt
Normativa	Reference	CEI 20-40
Guaina	Jacket	PVC
Tensione	Voltage	300/500 V
Sezione	Section	24AWG (0.25 mmq)
Ø Esterno	Ø External	1.50 +/- 0.1
Temperatura	Temperature	+5/+70°C

**SPECIFICHE TECNICHE / TECHNICAL SPECIFICATIONS**

Normativa di riferimento	Reference standards	IEC 61076-2-101
Corrente Nominale	Nominal Currents	2 A
Tensione Nominale	Nominal Voltage	30 V AC-DC
Grado di protezione	Protection Class	IP67
Resistività di massa	Resistance	≤ 5mΩ
Temperatura di esercizio (connettore)	Working Temperature	-20/+80°C Fix Install



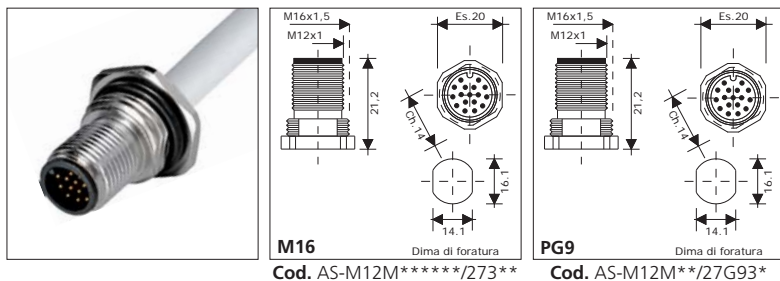
### MASCHIO montaggio posteriore cavi unipolari / MALE rear mounting single wire



COMPOSIZIONE CODICE CODE COMPOSITION	CONFIGURAZIONI AGGIUNTIVE MORE CONFIGURATIONS
AS-M12M00/271 *	X = ghiera inox inox ring nut
n. poli nr. of pins	

SPECIFICHE CAVI UNIPOLARI / SINGLE WIRE SPECIFICATION		
Lunghezza Std	Std Length	0,5 mt
Normativa	Reference	CEI 20-40
Guaina	Jacket	PVC
Tensione	Voltage	300/500 V
Sezione	Section	26AWG (0.14 mmq)
Ø Esterno	Ø External	1.10 +/- 0.1
Temperatura	Temperature	+5/+70°C

### MASCHIO montaggio posteriore con cavo / MALE rear mounting with cable



COMPOSIZIONE CODICE CODE COMPOSITION	CONFIGURAZIONI AGGIUNTIVE MORE CONFIGURATIONS
AS-M12M00050*/273 **	H = schermo connesso alla ghiera shield connect nut X = ghiera inox / inox ring nut HX = connettore schermato e ghiera inox shielded connector and inox ring nut
Tipologia cavo (vedi cod. in tabella) Cable type (code like table)	
n. poli nr. of pins	
lunghezza cavo cable length	
001 = 10 cm	
010 = 1 m	
100 = 10 m	

COD.	C	R	CS	RS
SPECIFICHE CAVO CABLE SPECIFICATIONS	CAVO PVC PVC CABLE	CAVO PUR PUR CABLE	CAVO PVC SCHERMATO PVC SHIELDED CABLE	CAVO PUR SCHERMATO PUR SHIELDED CABLE
Sezioni Sections	12 x avg 24 (12 x 0.25) 17 x avg 26 (12 x 0.14)	12 x avg 24 (12 x 0.25) 17 x avg 26 (12 x 0.14)	12 x avg 24 ST (12 x 0.25) 17 x avg 26 ST (12 x 0.14)	12 x avg 24 ST (12 x 0.25) 17 x avg 26 ST (12 x 0.14)
Diametri Diameter	6.5 +/- 0.2 7.3 +/- 0.2	7.1 +/- 0.2 7.1 +/- 0.2	6.9 +/- 0.2 7.9 +/- 0.2	7.6 +/- 0.2 7.6 +/- 0.2
Conduttori Conductor	TPO Classe 5 FLEX	TPO Classe 6 FLEX	TPO Classe 5 FLEX	TPO Classe 6 FLEX
Guaina Esterna Outer Jacket	PVC UL/CSA STYLE 21179 Grey DESINA Flam Retardant FT1	PUR UL/CSA STYLE 21179 Grey DESINA Flam Retardant FT2	PVC UL/CSA STYLE 21179 Grey DESINA Flam Retardant FT1	PUR UL/CSA STYLE 21576 Grey DESINA Flam Retardant FT2
Normative di riferimento Reference standards				
Temperatura di esercizio Working temperature	-30 / +80°C Static App. -5 / +80°C Mobile App.	-40 / +80°C Static App. -30 / +80°C Mobile App.	-30 / +80°C Static App. -5 / +80°C Mobile App.	-40 / +80°C Static App. -30 / +80°C Mobile App.
Raggio di curvatura Bending radius	6 x Ø esterno Static App. 15 x Ø esterno Dynamic App.	5 x Ø esterno Static App. 5 x Ø esterno Dynamic App.	6 x Ø esterno Static App. 15 x Ø esterno Dynamic App.	5 x Ø esterno Static App. 7.5 x Ø esterno Dynamic App.
Schermatura Shield	---	---	A treccia - Copertura ≥ 85% Braided coverage ≥ 85%	A treccia - Copertura ≥ 85% Braided coverage ≥ 85%
Velocità di traslazione Traslation's speed	---	300 mt / min	---	300 mt / min
Accelerazione Acceleration	---	40 mt / secq	---	40 mt / secq

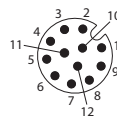


TABELLA COLORI COLOURS TABLE	
1	WH
2	BN
3	GN
4	YE
5	GY
6	PK
7	BU
8	RD
9	BK
10	VT
11	GYPK
12	RDBU

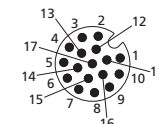


TABELLA COLORI COLOURS TABLE	
1	WH
2	BN
3	GN
4	YE
5	GY
6	PK
7	BU
8	RD
9	BK
11	GYPK
12	RDBU
13	WHGN
14	BNGN
15	WHYE
16	YEEN
17	WHGY

**NOTA:** Il prodotto è completo di dado e o-ring per fissaggio al pannello.

**NOTE:** The product is sold with o-ring and fixing nut.


CONFIGURAZIONI AGGIUNTIVE / MORE CONFIGURATIONS		
Ghiera Inox AISI 304 / Inox AISI 304 Ring Nut	min. 100 pcs	X
Schermo connesso alla ghiera / Shield connect nut		H

**MATERIALI**  
Portacontatto in ABS V0 UL94 autoestinguente, contatto tornito in ottone dorato AU03, ghiera di tenuta meccanica in Ottone Nichelato.

**MATERIALS**  
Contact plug holder: self-extinguishing ABS UL94 V0. Turned contact: gold plating AU03. Metal ring nut: nickel-plated brass. Metal ring nut: nickel-plated brass. O-ring: Viton (female).

SPECIFICHE TECNICHE	TECHNICAL SPECIFICATIONS
Normativa di riferimento	Reference standards
Corrente Nominale	Nominal Currents
Tensione Nominale	Nominal Voltage
Grado di protezione	Protection Class
Resistività di massa	Resistance
Temperatura di esercizio (connettore)	Working Temperature


### MASCHIO montaggio frontale con flangia quadra - cavi unipolari / MALE front mounting with square - single wire



Cod. AS-M12M\*\*/231\*

COMPOSIZIONE CODICE CODE COMPOSITION	CONFIGURAZIONI AGGIUNTIVE MORE CONFIGURATIONS
AS-M12M00/231 n. poli nr. of pins	* X = ghiera inox inox ring nut


### MASCHIO montaggio frontale a pressione - cavi unipolari / MALE front mounting push - single wire



Cod. AS-M12M\*\*/311\*

COMPOSIZIONE CODICE CODE COMPOSITION	CONFIGURAZIONI AGGIUNTIVE MORE CONFIGURATIONS
AS-M12M00/311 n. poli nr. of pins	* X = ghiera inox inox ring nut

### MASCHIO montaggio posteriore cavi unipolari / MALE rear mounting single wire



Cod. AS-M12M\*\*/421\*

COMPOSIZIONE CODICE CODE COMPOSITION	CONFIGURAZIONI AGGIUNTIVE MORE CONFIGURATIONS
AS-M12M00/421 n. poli nr. of pins	* X = ghiera inox inox ring nut

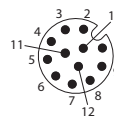


TABELLA COLORI COLOURS TABLE	
1	WH
2	BN
3	GN
4	YE
5	GY
6	PK
7	BU
8	RD
9	BK
10	VT
11	GYPK
12	RDBU

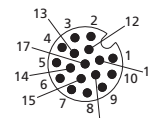


TABELLA COLORI COLOURS TABLE	
1	WH
2	BN
3	GN
4	YE
5	GY
6	PK
7	BU
8	RD
9	BK
10	VT
11	GYPK
12	RDBU
13	WHGN
14	BNGN
15	WHYE
16	YEBN
17	WHGY

#### CONFIGURAZIONI AGGIUNTIVE / MORE CONFIGURATIONS

Ghiera Inox AISI 304 / Inox AISI 304 Ring Nut min. 100 pcs **X**

#### MATERIALI

Portacontatto in ABS V0 UL94 autoestinguente, contatto tornito in ottone dorato AU03, ghiera di tenuta meccanica in Ottone Nichelato.

#### MATERIALS

Contact plug holder: self-extinguishing ABS UL94 V0. Turned contact: gold plating AU03. Metal ring nut: nickel-plated brass. Metal ring nut: nickel-plated brass. O-ring: Viton (female).

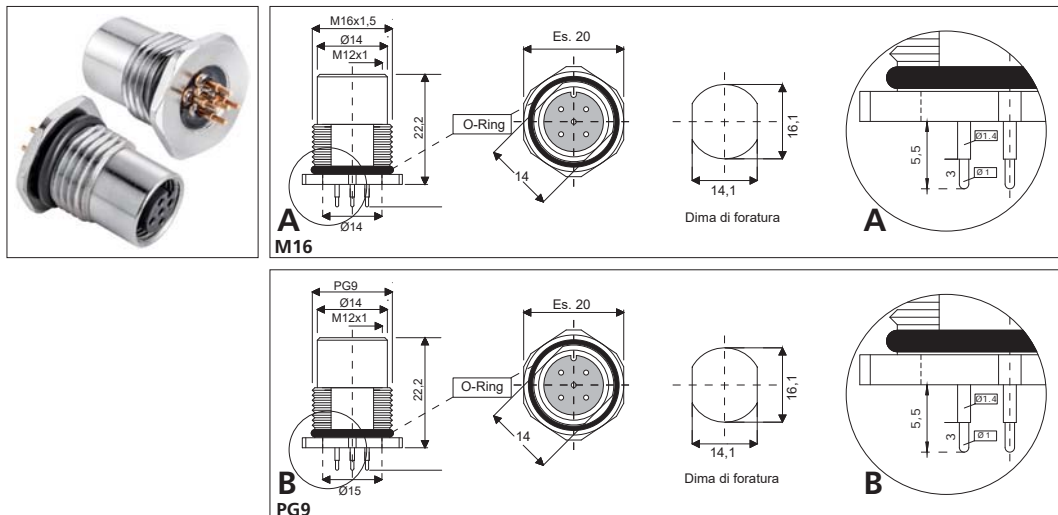
#### SPECIFICHE CAVI UNIPOLARI / SINGLE WIRE SPECIFICATION

Lunghezza Std	Std Length	0,5 mt
Normativa	Reference	CEI 20-40
Guaina	Jacket	PVC
Tensione	Voltage	300/500 V
Sezione	Section	26AWG (0.14 mmq)
Ø Esterno	Ø External	1.10 +/- 0.1
Temperatura	Temperature	+5/+70°C

#### SPECIFICHE TECNICHE / TECHNICAL SPECIFICATIONS

Normativa di riferimento	Reference standards	IEC 61076-2-101
Corrente Nominale	Nominal Currents	1.5 A
Tensione Nominale	Nominal Voltage	30 V AC-DC
Grado di protezione	Protection Class	IP67
Resistività di massa	Resistance	≤ 5mΩ
Temperatura di esercizio (connettore)	Working Temperature	-20/+80°C Fix Install

### FEMMINA / FEMALE



**COMPOSIZIONE CODICE / CODE COMPOSITION**

AS-M12F00/592

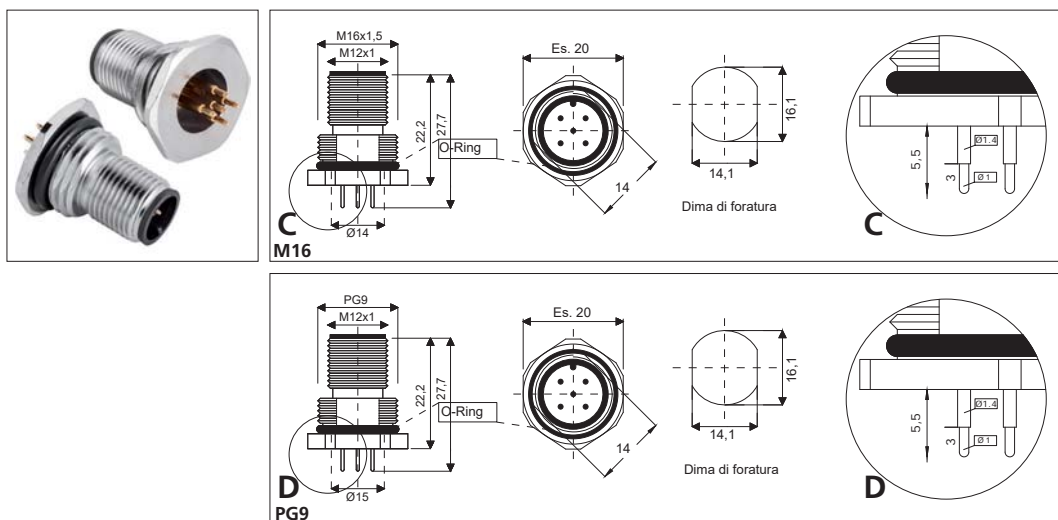
n. poli / nr. of pins

**CONFIGURAZIONI AGGIUNTIVE / MORE CONFIGURATIONS**

D = Connector Cod. D  
B = Connector Cod. B

X = ghiera inox / inox ring nut

### MASCHIO / MALE



**COMPOSIZIONE CODICE / CODE COMPOSITION**

AS-M12M00/272

n. poli / nr. of pins

**CONFIGURAZIONI AGGIUNTIVE / MORE CONFIGURATIONS**

D = Connector Cod. D  
B = Connector Cod. B

X = ghiera inox / inox ring nut

**NOTA:** Il prodotto è completo di dado e o-ring per fissaggio al pannello.

**NOTE:** The product is sold with o-ring and fixing nut.

### CONFIGURAZIONI AGGIUNTIVE / MORE CONFIGURATIONS

Ghiera Inox AISI 304 / *Inox AISI 304 Ring Nut* min. 100 pcs **X**

**Solo per 4 POLI / Only for 4 PINS**  
Connettore cod. D / *Connector D code*

**D**

**Solo per 5 POLI / Only for 5 PINS**  
Connettore cod. B / *Connector B code*

**B**

### MATERIALI

Portacontatto in ABS V0 UL94 autoestinguente, contatto tornito in ottone dorato AU03, ghiera di tenuta meccanica in Ottone Nichelato, o-ring di tenuta in Viton (solo x versione femmina).

### MATERIALS

Contact plug holder: self-extinguishing ABS UL94 V0. Turned contact: gold plating AU03. Metal ring nut: nickel-plated brass. Metal ring nut: nickel-plated brass. O-ring: Viton (female).

### SPECIFICHE TECNICHE / TECHNICAL SPECIFICATIONS

Normativa di riferimento	Reference standards	IEC 61076-2-101
Corrente Nominale 3, 4, 5 POLI	Nominal Currents 3, 4, 5 PINS	4 A
Corrente Nominale 8 POLI	Nominal Currents 8 PINS	2 A
Corrente Nominale 12, 17 POLI	Nominal Currents 12, 17 PINS	1,5 A
Tensione Nominale 3, 4 POLI	Nominal Voltage 3, 4 PINS	250 V AC-DC
Tensione Nominale 5 POLI	Nominal Voltage 5 PINS	60 V AC-DC
Tensione Nominale 8, 12, 17 POLI	Nominal Voltage 8, 12, 17 PINS	30 V AC-DC
Grado di protezione	Protection Class	IP67
Resistività di massa	Resistance	≤ 5mΩ
Temperatura di esercizio (connettore)	Working Temperature	-20/+80°C Fix Install

# Box sensori/attuatori

*Sensor/actuator boxes*



### RIPARTITORI con Morsetti / SPLITTERS with Terminal Block

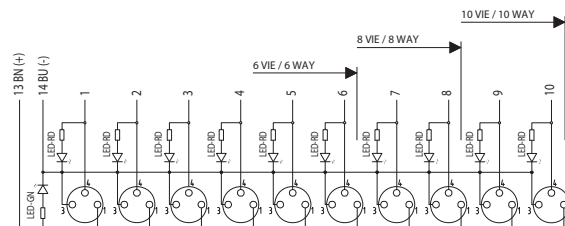
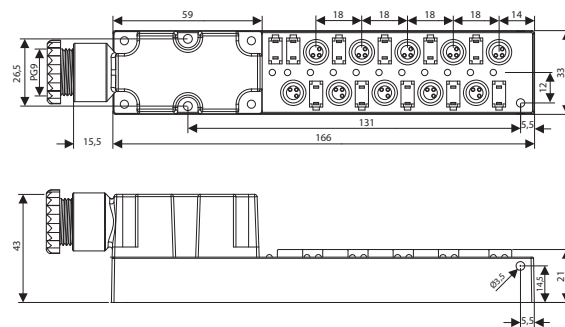


Cod. 8-81E0500\*\*

#### COMPOSIZIONE CODICE CODE COMPOSITION

8-81E0500\*\*

- 37 = 6 vie con led / with leds
- 39 = 8 vie con led / with leds
- 41 = 10 vie con led / with leds



#### MATERIALI

Custodia: Nylon 6 + 60% fibra di vetro. Contatti: bronzo fosforoso con doratura

#### MATERIALS

Housing: Nylon 6 + 60% glass fiber. Contacts: phosphorous bronze with gold plated

SPECIFICHE TECNICHE	TECHNICAL SPECIFICATIONS	
Numero di poli	Number of poles	3 poli / poles
Corrente Nominale	Nominal Currents	Total 9A, 2A for contact
Tensione Nominale	Nominal Voltage	10-30 V AC-DC
Grado di protezione	Protection Class	IP67
Dimensione dei Pin	Dimension of Pin	1mm
Temperatura di esercizio	Working Temperature	-25/+85°C Fix Install

COD.	0	5
SPECIFICHE CAVO CABLE SPECIFICATIONS	CAVO PUR PUR CABLE	CAVO PUR PUR CABLE
Sezioni Sections	vedi disegno like drawing	vedi disegno like drawing
Guaina Esterna Outer Jacket	PVC Nero PVC Black	PUR Nero PUR Black
Schermatura Shield	---	---



**RIPARTITORI con Cavo / SPLITTERS with Cable**

**Cod. 8-81E05\*1\*\***

**COMPOSIZIONE CODICE**  
**CODE COMPOSITION**

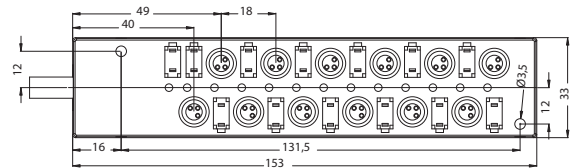
1 = 12 vie con led / with leds  
 3 = 10 vie con led / with leds  
 5 = 8 vie con led / with leds  
 7 = 6 vie con led / with leds

Tipologia cavo (vedi cod. in tabella)  
 Cable type (code like table)  
 0 = PVC  
 5 = PUR

8 - 8 1 E 0 5 \* 1 \* \* \* \* \*

lunghezza cavo  
 cable length  
 0 = 5 m  
 1 = 10 m  
 2 = 15 m  
 9 = xxx m

CAVO FEMMINA 4-6-8 VIE	
CABLE FEMALE 4-6-8 WAY	
TABELLA COLORI	OUT M12 FEMMINA
COLOURS TABLE	M12 OUT FEMALE
1	WH
2	GN
3	YE
4	GY
5	PK
6	RD
7	BK
8	VT
9	BU - 0,7
10	n.c.
11	BN - 0,75
12	YEGN - 0,75


**MATERIALI**

Custodia: Nylon 6 + 60% fibra di vetro. Contatti: bronzo fosforoso con doratura

**MATERIALS**

Housing: Nylon 6 + 60% glass fiber. Contacts: phosphorous bronze with gold plated

SPECIFICHE TECNICHE	TECHNICAL SPECIFICATIONS	
Numero di poli	Number of poles	3 poli / poles
Corrente Nominale	Nominal Currents	Total 9A, 2A for contact
Tensione Nominale	Nominal Voltage	10-30 V AC-DC
Grado di protezione	Protection Class	IP67
Dimensione dei Pin	Dimension of Pin	1mm
Temperatura di esercizio	Working Temperature	-25/+85°C Fix Install

COD.	0	5
<b>SPECIFICHE CAVO</b> <b>CABLE SPECIFICATIONS</b>	<b>CAVO PUR</b> <b>PUR CABLE</b>	<b>CAVO PUR</b> <b>PUR CABLE</b>
Sezioni Sections	vedi disegno like drawing	vedi disegno like drawing
Guaina Esterna Outer Jacket	PVC Nero PVC Black	PUR Nero PUR Black
Schermatura Shield	---	---

**RIPARTITORI con Connettore M12 8 Poli / SPLITTERS with Connector M12 8 Pins**



Cod. 8-81E0502\*0

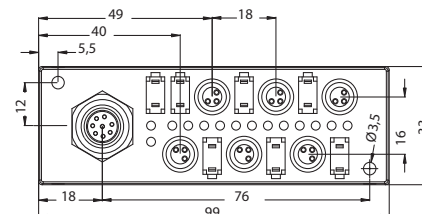
**COMPOSIZIONE CODICE**  
**CODE COMPOSITION**

8-81E0502\*0

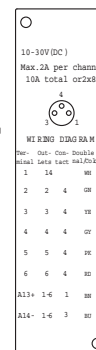
|

Tipologia (vedi disegno)  
Type (like drawing)

2 = con led / with leds  
3 = senza led / without leds



Con M12 8 poli, 6 vie  
With M12 8 ways, 6 vie



6

**MATERIALI**

Custodia: Nylon 6 + 60% fibra di vetro. Contatti: bronzo fosforoso con doratura

**MATERIALS**

Housing: Nylon 6 + 60% glass fiber. Contacts: phosphorous bronze with gold plated

SPECIFICHE TECNICHE	TECHNICAL SPECIFICATIONS	
Numero di poli	Number of poles	3 poli / poles
Corrente Nominale	Nominal Currents	Total 9A, 2A for contact
Tensione Nominale	Nominal Voltage	10-30 V AC-DC
Grado di protezione	Protection Class	IP67
Dimensione dei Pin	Dimension of Pin	1mm
Temperatura di esercizio	Working Temperature	-25/+85°C Fix Install

### RIPARTITORI con 2 Connettori M12 8 Poli / SPLITTERS with 2 M12 8 Pins Connectors



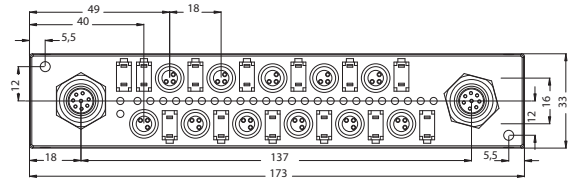
Cod. 8-81E0502\*0

**COMPOSIZIONE CODICE**  
**CODE COMPOSITION**

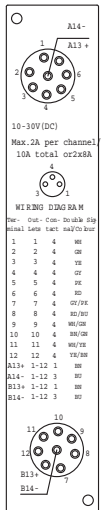
8 - 8 1 E 0 5 0 2 \* 0

Tipologia (vedi disegno)  
Type (like drawing)

0 = con led / with leds  
1 = senza led / without leds



Con M1 2 8 poli, 12 vie  
With M1 2 8 ways, 12 vie



MATERIALI		
Custodia: Nylon 6 + 60% fibra di vetro. Contatti: bronzo fosforoso con doratura		
MATERIALS		
Housing: Nylon 6 + 60% glass fiber. Contacts: phosphorous bronze with gold plated		
SPECIFICHE TECNICHE	TECHNICAL SPECIFICATIONS	
Numero di poli	Number of poles	3 poli / poles
Corrente Nominale	Nominal Currents	Total 9A, 2A for contact
Tensione Nominale	Nominal Voltage	10-30 V AC-DC
Grado di protezione	Protection Class	IP67
Dimensione dei Pin	Dimension of Pin	1mm
Temperatura di esercizio	Working Temperature	-25/+85°C Fix Install

### RIPARTITORI con Morsettera / SPLITTERS with Terminal Block

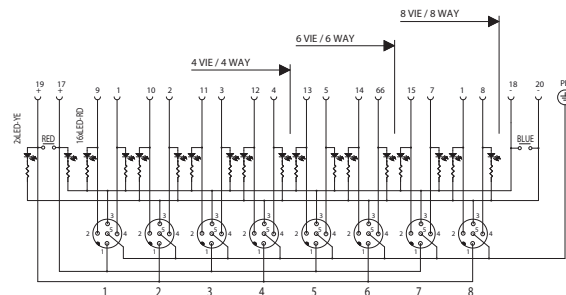
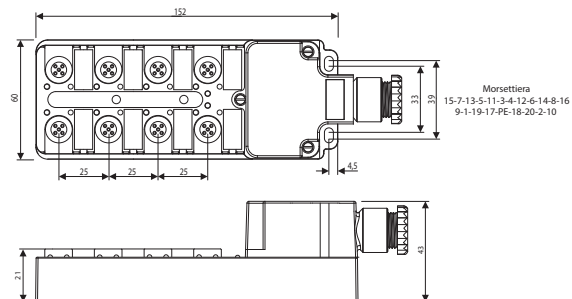


Cod. 8-81E0400\*\*

#### COMPOSIZIONE CODICE CODE COMPOSITION

8 - 81E0400 \*\*

- 37 = 4vie con led / with leds M12 5 Poles
- 39 = 6vie con led / with leds M12 5 Poles
- 41 = 8vie con led / with leds M12 5 Poles



#### MATERIALI

Custodia: Nylon 6 + 60% fibra di vetro. Contatti: bronzo fosforoso con doratura

#### MATERIALS

Housing: Nylon 6 + 60% glass fiber. Contacts: phosphorous bronze with gold plated

#### SPECIFICHE TECNICHE

#### TECHNICAL SPECIFICATIONS

Numero di poli	Number of poles	5 poli / 5 poles
Corrente Nominale	Nominal Currents	Total 9A, 2A for contact
Tensione Nominale	Nominal Voltage	10-30 V AC-DC
Grado di protezione	Protection Class	IP67
Dimensione dei Pin	Dimension of Pin	1mm
Temperatura di esercizio	Working Temperature	-25/+85°C Fix Install

### RIPARTITORI con Connettore / SPLITTERS with Connector



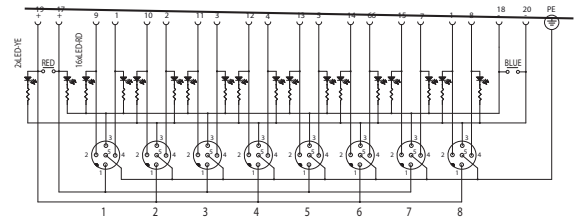
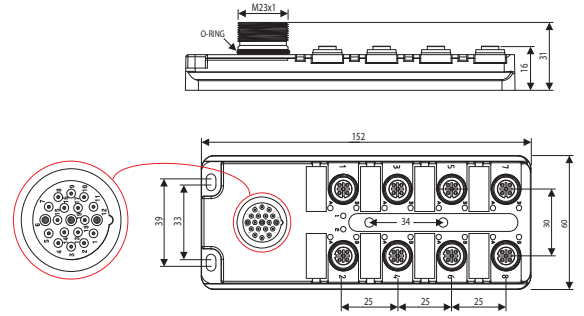
Cod. 8-81E0400\*\*

**COMPOSIZIONE CODICE**  
**CODE COMPOSITION**

1 = 8 vie senza led / without leds

8-81E0400\*\*

Connettore Connector  
0 = M23 19 Poles (M12 5Pins-2 signals)



#### MATERIALI

Custodia: Nylon 6 + 60% fibra di vetro. Contatti: bronzo fosforoso con doratura

#### MATERIALS

Housing: Nylon 6 + 60% glass fiber. Contacts: phosphorous bronze with gold plated

#### SPECIFICHE TECNICHE TECHNICAL SPECIFICATIONS

Numero di poli	Number of poles	5 poli / 5 poles
Corrente Nominale	Nominal Currents	Total 9A, 2A for contact
Tensione Nominale	Nominal Voltage	10-30 V AC-DC
Grado di protezione	Protection Class	IP67
Dimensione dei Pin	Dimension of Pin	1mm
Temperatura di esercizio	Working Temperature	-25/+85°C Fix Install

### RIPARTITORI con Cavo / SPLITTERS with Cable



Cod. 8-81E04\*2\*\*

CAVO FEMMINA 4-6-8 VIE CABLE FEMALE 4-6-8 WAY	
TABELLA COLORI COLOURS TABLE	OUT M12 FEMMINA M12 OUT FEMALE
1	WH
2	GN
3	YE
4	GY
5	PK
6	RD
7	BK
8	VT
9	BU - 0,75
10	n.c.
11	BN - 0,75
12	YEGN - 0,75

COMPOSIZIONE CODICE CODE COMPOSITION	
0 = 8 vie	con led / with leds
1 = 8 vie	senza led / without leds
2 = 6 vie	con led / with leds
3 = 6 vie	senza led / without leds
4 = 4 vie	con led / with leds
5 = 4 vie	senza led / without leds

Tipologia cavo (vedi cod. in tabella)  
Cable type (code like table)

0 = PVC  
5 = PUR

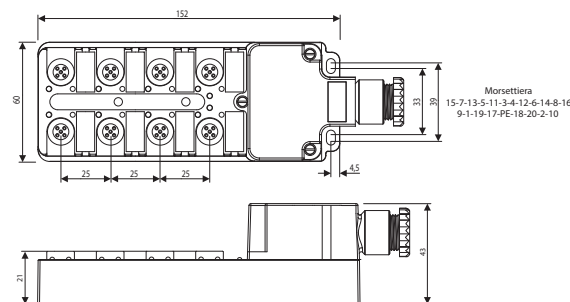
8 - 8 1 E 0 4 \* 2 \* \*

lunghezza cavo  
cable length

0 = 5 m  
1 = 10 m  
2 = 15 m

Cavo 12 Poli,  
Connettori M12 5 Pin,  
1 segnale

12 Poles Cable,  
M12 5 Pin Connectors,  
1 signal



#### MATERIALI

Custodia: Nylon 6 + 60% fibra di vetro. Contatti: bronzo fosforoso con doratura

#### MATERIALS

Housing: Nylon 6 + 60% glass fiber. Contacts: phosphorous bronze with gold plated

#### SPECIFICHE TECNICHE TECHNICAL SPECIFICATIONS

Numero di poli	Number of poles	5 poli / 5 poles
Corrente Nominale	Nominal Currents	Total 9A, 2A for contact
Tensione Nominale	Nominal Voltage	10-30 V AC-DC
Grado di protezione	Protection Class	IP67
Dimensione dei Pin	Dimension of Pin	1mm
Temperatura di esercizio	Working Temperature	-25/+85°C

COD.	0	5
SPECIFICHE CAVO CABLE SPECIFICATIONS	CAVO PVC PVC CABLE	CAVO PUR PUR CABLE
Sezioni Sections	8x0.35 + 3G0.75	8x0.35 + 3G0.75
Guaina Esterna Outer Jacket	PVC Nero PVC Black	PUR Nero PUR Black
Schermatura Shield	---	---

### RIPARTITORI con Cavo / SPLITTERS with Cable



**COMPOSIZIONE CODICE  
CODE COMPOSITION**

0 = 8 vie con led / with leds  
 1 = 8 vie senza led / without leds  
 2 = 6 vie con led / with leds  
 3 = 6 vie senza led / without leds  
 4 = 4 vie con led / with leds  
 5 = PUR 4 vie senza led / without leds

Tipologia cavo (vedi cod. in tabella)  
 Cable type (code like table)  
 0 = PVC  
 5 = PUR

8 - 8 1 E 0 4 \* 1 \* \*

lunghezza cavo  
 cable length  
 0 = 5 m  
 1 = 10 m  
 2 = 15 m

**CAVO FEMMINA 4 VIE  
CABLE FEMALE 4 WAY**

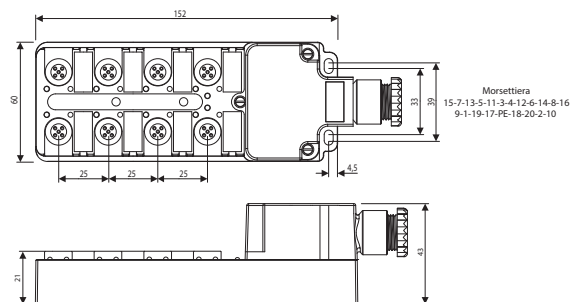
TABELLA COLORI COLOURS TABLE	OUT M12 FEMMINA M12 OUT FEMALE
1 WH	
2 GN	
3 YE	
4 GY	
5 PK	
6 RD	
7 BK	
8 VT	
9 BU - 0,75	
10 n.c.	
11 BN - 0,75	
12 YEGN - 0,75	

**CAVO FEMMINA 6-8 VIE  
CABLE FEMALE 6-8 WAY**

TABELLA COLORI COLOURS TABLE	OUT M12 FEMMINA M12 OUT FEMALE
1 VT	8 - PIN4
2 RD	6 - PIN4
3 GY	4 - PIN4
4 RDBU	2 - PIN2
5 GN	2 - PIN4
6 BU - 0,75	1-2-3-4-5-6-7-8 PIN3
7 GYPK	1 - PIN2
8 WHGN	3 - PIN2
9 WHYE	5 - PIN2
10 WHGY	7 - PIN2
11 BK	7 - PIN4
12 YEGN - 0,75	1-2-3-4-5-6-7-8 PIN5
13 YEEN	6 - PIN2
14 BNGN	4 - PIN2
15 WH	1 - PIN4
16 YE	3 - PIN4
17 PK	5 - PIN4
18 GYBN	8 - PIN2
19 BN - 0,75	1-2-3-4-5-6-7-8 PIN1

Cavo 19 Poli,  
 Connettori M12 5 Pin,  
 2 segnali

19 Poles Cable,  
 M12 5 Pin Connectors,  
 2 signals



**MATERIALI**

Custodia: Nylon 6 + 60% fibra di vetro. Contatti: bronzo fosforoso con doratura

**MATERIALS**

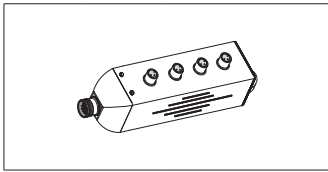
Housing: Nylon 6 + 60% glass fiber. Contacts: phosphorous bronze with gold plated

**SPECIFICHE TECNICHE TECHNICAL SPECIFICATIONS**

Numero di poli Number of poles	5 poli / 5 poles
Corrente Nominale Nominal Currents	Total 9A, 2A for contact
Tensione Nominale Nominal Voltage	10-30 V AC-DC
Grado di protezione Protection Class	IP67
Dimensione dei Pin Dimension of Pin	1mm
Temperatura di esercizio Working Temperature	-25/+85°C

COD.	0	5
SPECIFICHE CAVO CABLE SPECIFICATIONS	CAVO PVC PVC CABLE	CAVO PUR PUR CABLE
Sezioni Sections	8x0.35 + 3G0.75 16x0.35 + 3G0.75	8x0.35 + 3G0.75 16x0.35 + 3x0.75
Guaina Esterna Outer Jacket	PVC Nero PVC Black	PUR Nero PUR Black
Schermatura Shield	---	---

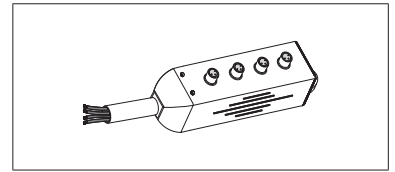
Cod. AS-BOXMA04



**PIN OUT**

M12 IN - 8 pins Male	M8 OUT Female
1	A - 4
2	B - 4
3	C - 4
4	D - 4
7	(- 0V) A-B-C-D - 3
5	(+24V) A-B-C-D - 1

Cod. AS-BOX804\*\*\*\*



**COMPOSIZIONE CODICE**  
**CODE COMPOSITION**

Tipologia cavo  
(vedi cod. in tabella)  
Cable type  
(code like table)

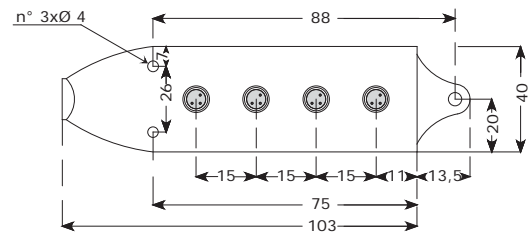
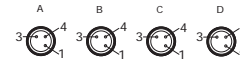
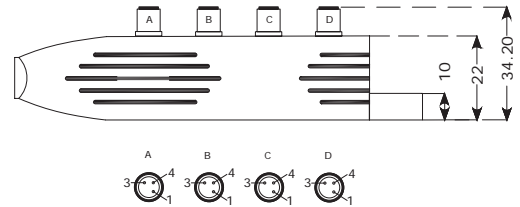
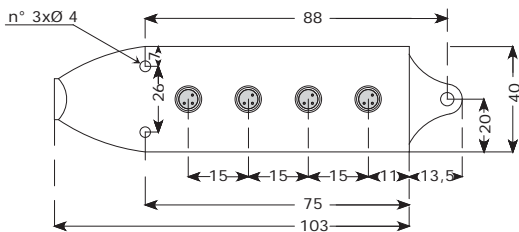
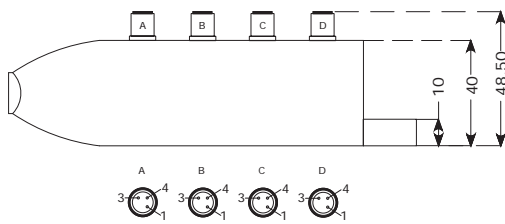
**AS-BOX804050\***

lunghezza cavo  
cable length

001 = 10 cm  
010 = 1 m  
100 = 10 m

**PIN CABLE**

COLOR CABLE	M8 OUT Female
WH	A - 4
GN	B - 4
YE	C - 4
GY	D - 4
BU (- 0V)	A-B-C-D - 3
BN (+24V)	A-B-C-D - 1



**MATERIALI**

Portacontatto in ABS V0 UL94 autoestinguente, contatto stampato in bronzo fosforoso con doratura gold flash, ghiera di tenuta meccanica in Ottone Nichelato, corpo in poliamide nero durezza shore 92H, o-ring di tenuta in NBR.

**MATERIALS**

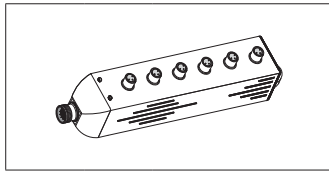
Contact plug in self-extinguishing ABS UL94, phosphorous bronze contact with gold flash, metal ring nut in nickel-plated brass, body in black polyamide, shore hardness 92H, o-ring in NBR.

SPECIFICHE TECNICHE	TECHNICAL SPECIFICATIONS	
Normativa di riferimento	Reference standards	IEC 61076-2-104
Corrente Nominale	Nominal Currents	I/O 2 A cable/connector Total 6 A cable Total 4 A connector
Tensione Nominale	Nominal Voltage	10-30 V AC-DC
Grado di protezione	Protection Class	IP67
Resistività di massa	Resistance	≤ 5mΩ
Temperatura di esercizio	Working Temperature	-20/+80°C Fix Install

COD.	F	M
<b>SPECIFICHE CAVO</b> <b>CABLE SPECIFICATIONS</b>	<b>CAVO PVC POSA FISSA</b> <b>PVC FIXED INSTALL. CABLE</b>	<b>CAVO PUR POSA MOBILE</b> <b>PUR DYNAMIC INSTALL. CABLE</b>
Sezioni Sections	2 x 0.75 + 4 x 0.34 300 V	2 x 0.75 + 4 x 0.34 300 V
Diametri Diameter	10.0 +/- 0.2	10.0 +/- 0.2
Conduttori Conductor	PVC Classe 6 FLEX	PVC Classe 6 FLEX
Norme di riferimento Reference standards	AWM style 2464 CSA	AWM style 20549 CSA
Guaina Esterna Outer Jacket	PVC Black Oil Resistant - Flam Retardant	PUR compound Black Oil Resistant - Flam Retardant FT1
Temperatura di esercizio Working temperature	-20 / +80°C Static App.	-20 / +80°C Static App.
Raggio di curvatura Bending radius	6 x Ø esterno	6 x Ø esterno
Schermatura Shield	---	---
Velocità di traslazione Traslation's speed	---	200 m/min
Accelerazione Acceleration	---	30 m/secq



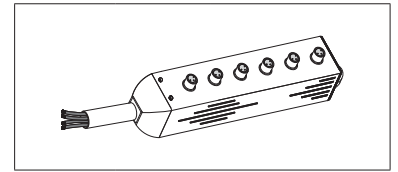
Cod. AS-BOXMA806\*\*\*\*



**PIN OUT**

M12 IN - 8 pins Male	M8 OUT Female
1	A - 4
2	B - 4
3	C - 4
4	D - 4
6	E - 4
7 (-0V)	A-B-C-D-E-F - 3
8	F - 4
5 (+24V)	A-B-C-D-E-F - 1

Cod. AS-BOX806\*\*\*\*



**PIN CABLE**

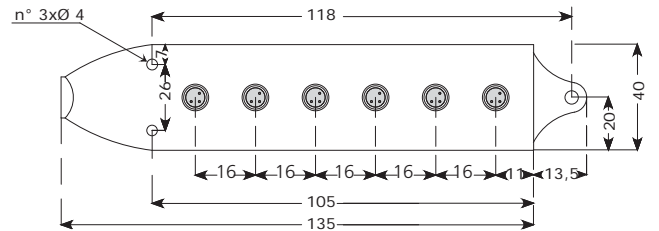
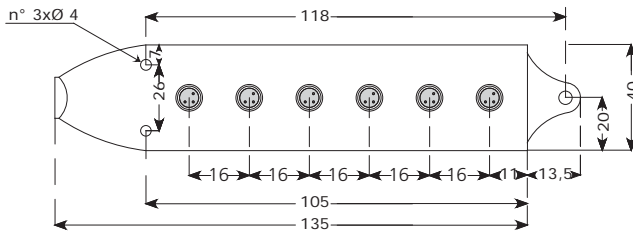
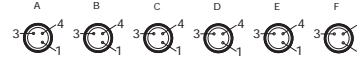
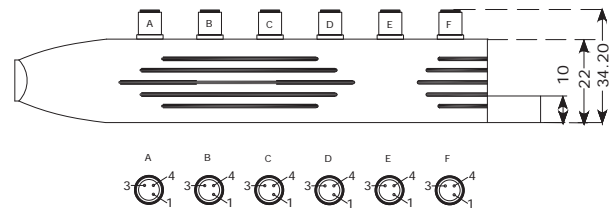
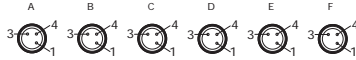
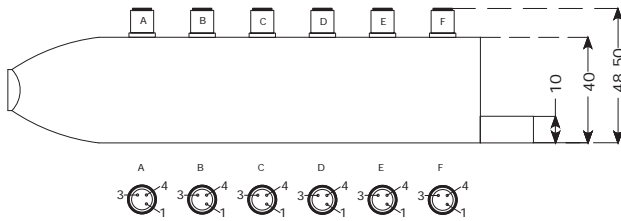
**COMPOSIZIONE CODICE**  
**CODE COMPOSITION**

Tipologia cavo  
(vedi cod. in tabella)  
Cable type  
(code like table)

**AS-BOX806050\***

lunghezza cavo  
cable length  
001 = 10 cm  
010 = 1 m  
100 = 10 m

COLOR CABLE	M8 OUT Female
WH	A - 4
GN	B - 4
YE	C - 4
GY	D - 4
PK	E - 4
BU (-0V)	A-B-C-D-E-F - 3
RD	F - 4
BN (+24V)	A-B-C-D-E-F - 1



**MATERIALI**

Portacontatto in ABS V0 UL94 autoestinguente, contatto stampato in bronzo fosforoso con doratura gold flash, ghiera di tenuta meccanica in Ottone Nichelato, corpo in poliammide nero durezza shore 92H, o-ring di tenuta in NBR.

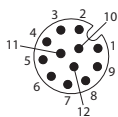
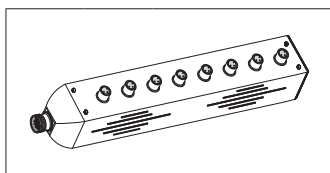
**MATERIALS**

Contact plug in self-extinguishing ABS UL94, phosphorous bronze contact with gold flash, metal ring nut in nickel-plated brass, body in black polyamide, shore hardness 92H, o-ring in NBR.

SPECIFICHE TECNICHE	TECHNICAL SPECIFICATIONS
Normativa di riferimento	Reference standards IEC 61076-2-104
Corrente Nominale	Nominal Currents I/O 2 A cable/connector Total 6 A cable Total 4 A connector
Tensione Nominale	Nominal Voltage 10-30 V AC-DC
Grado di protezione	Protection Class IP67
Resistività di massa	Resistance ≤ 5mΩ
Temperatura di esercizio	Working Temperature -20/+80°C Fix Install

COD.	F	M
<b>SPECIFICHE CAVO</b> <b>CABLE SPECIFICATIONS</b>	<b>CAVO PVC POSA FISSA</b> <b>PVC FIXED INSTALL. CABLE</b>	<b>CAVO PUR POSA MOBILE</b> <b>PUR DYNAMIC INSTALL. CABLE</b>
Sezioni Sections	2 x 0.75 + 6 x 0.34 300 V	2 x 0.75 + 6 x 0.34 300 V
Diametri Diameter	10.0 +/- 0.2	10.0 +/- 0.2
Conduttori Conductor	PVC Classe 6 FLEX	PVC Classe 6 FLEX
Norme di riferimento Reference standards	AWM style 2464 CSA	AWM style 20549 CSA
Guaina Esterna Outer Jacket	PVC Black Oil Resistant - Flam Retardant	PUR compound Black Oil Resistant - Flam Retardant FT1
Temperatura di esercizio Working temperature	-20 / +80°C Static App.	-20 / +80°C Static App.
Raggio di curvatura Bending radius	6 x Ø esterno	6 x Ø esterno
Schermatura Shield	---	---
Velocità di traslazione Traslation's speed	---	200 m/min
Accelerazione Acceleration	---	30 m/secq

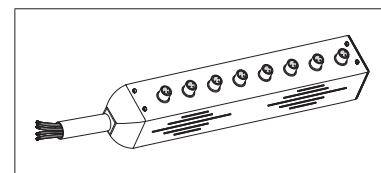
Cod. AS-BOXMB808



**PIN OUT**

M12 IN - 12 pins Male		M8 OUT Female	
1	(+24V)	A-B-C-D-E-F-G-H	- 1
2	(- 0V)	A-B-C-D-E-F-G-H	- 3
3		A	- 4
4		B	- 4
5		C	- 4
6		D	- 4
7		E	- 4
8		F	- 4
9		G	- 4
12		H	- 4

Cod. AS-BOX808\*\*\*\*



**PIN CABLE**

COLOR CABLE		M8 OUT Female	
WH		A	- 4
GN		B	- 4
YE		C	- 4
GY		D	- 4
PK		E	- 4
BU (- 0V)		A-B-C-D-E-F-G-H	- 3
RD		F	- 4
BK		G	- 4
VT		H	- 4
BN (+24V)		A-B-C-D-E-F-G-H	- 1

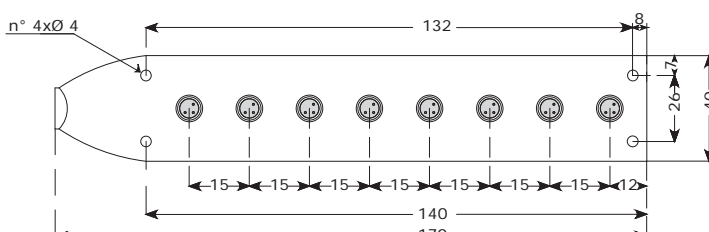
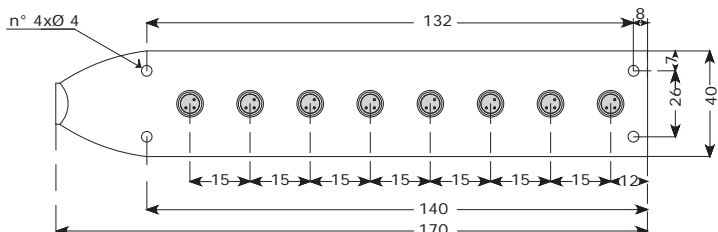
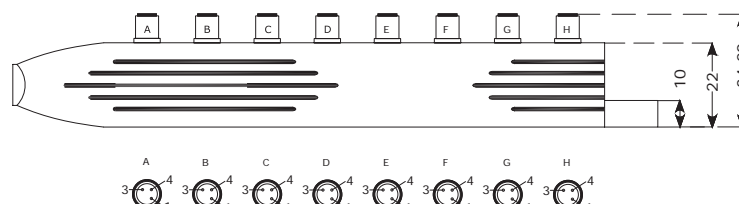
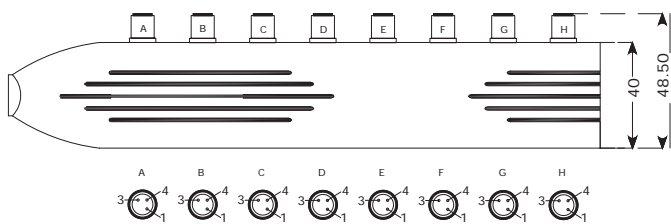
**COMPOSIZIONE CODICE**  
**CODE COMPOSITION**

Tipologia cavo  
(vedi cod. in tabella)  
Cable type  
(code like table)

**AS-BOX808050\***

↓

lunghezza cavo  
cable length  
001 = 10 cm  
010 = 1 m  
100 = 10 m



**MATERIALI**

Portacontatto in ABS V0 UL94 autoestinguente, contatto stampato in bronzo fosforoso con doratura gold flash, ghiera di tenuta meccanica in Ottone Nichelato, corpo in poliamide nero durezza shore 92H, o-ring di tenuta in NBR.

**MATERIALS**

Contact plug in self-extinguishing ABS UL94, phosphorous bronze contact with gold flash, metal ring nut in nickel-plated brass, body in black polyamide, shore hardness 92H, o-ring in NBR.

**SPECIFICHE TECNICHE**

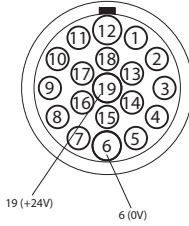
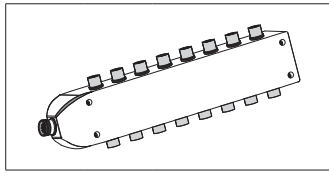
**TECHNICAL SPECIFICATIONS**

Normativa di riferimento	Reference standards	IEC 61076-2-104
Corrente Nominale	Nominal Currents	I/O 1.5 A connector Total 1.5 A connector I/O 2 A cable Total 6 A cable
Tensione Nominale	Nominal Voltage	10-30 V AC-DC
Grado di protezione	Protection Class	IP67
Resistività di massa	Resistance	≤ 5mΩ
Temperatura di esercizio	Working Temperature	-20/+80°C Fix Install

**COD.**

SPECIFICHE CAVO CABLE SPECIFICATIONS	F	M
	CAVO PVC POSA FISSA PVC FIXED INSTALL. CABLE	CAVO PUR POSA MOBILE PUR DYNAMIC INSTALL. CABLE
Sezioni Sections	2 x 0.75 + 8 x 0.34 300 V	2 x 0.75 + 8 x 0.34 300 V
Diametri Diameter	10.0 +/- 0.2	10.0 +/- 0.2
Conduttori Conductor	PVC Classe 6 FLEX	PVC Classe 6 FLEX
Norme di riferimento Reference standards	AWM style 2464 CSA	AWM style 20549 CSA
Guaina Esterna Outer Jacket	PVC Black Oil Resistant - Flam Retardant	PUR compound Black Oil Resistant - Flam Retardant FT1
Temperatura di esercizio Working temperature	-20 / +80°C Static App.	-20 / +80°C Static App.
Raggio di curvatura Bending radius	6 x Ø esterno	6 x Ø esterno
Schermatura Shield	---	---
Velocità di traslazione Traslation's speed	---	200 m/min
Accelerazione Acceleration	---	30 m/secq

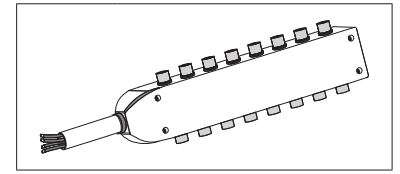
### Cod. AS-BOXC816



#### PIN OUT

M23 IN Male	M8 OUT Female
1	A - 4
2	B - 4
3	C - 4
4	D - 4
5	E - 4
6 (-0V)	A-B-C-D-E-F-G-H - 3 I-L-M-N-O-P-Q-R
7	F - 4
8	G - 4
9	H - 4
10	I - 4
11	L - 4
19 (+24V)	A-B-C-D-E-F-G-H - 1 I-L-M-N-O-P-Q-R
13	M - 4
14	N - 4
15	O - 4
16	P - 4
17	Q - 4
18	R - 4

### Cod. AS-BOX816\*\*\*\*



#### PIN CABLE

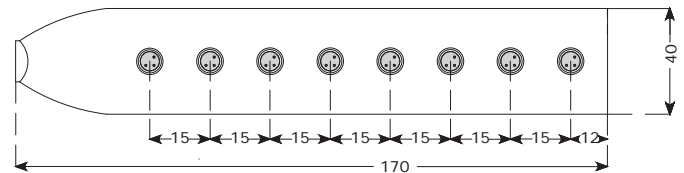
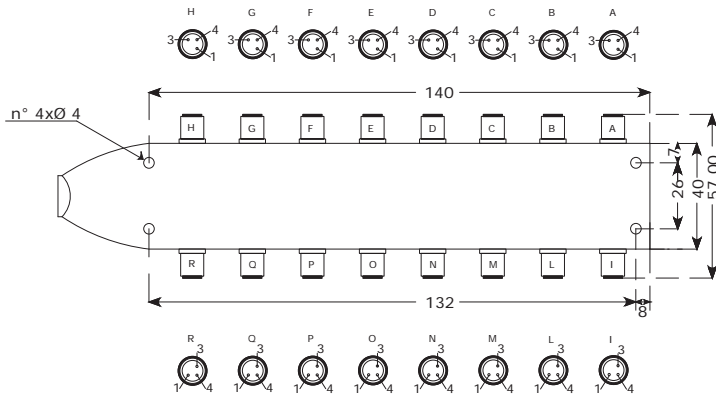
COLOR CABLE	M8 OUT Female
WH	A - 4
GN	B - 4
YE	C - 4
GY	D - 4
PK	E - 4
BU (-0V)	A-B-C-D-E-F-G-H - 3 I-L-M-N-O-P-Q-R
RD	F - 4
BK	G - 4
VT	H - 4
GYPK	I - 4
RDBU	L - 4
BN (+24V)	A-B-C-D-E-F-G-H - 1 I-L-M-N-O-P-Q-R
WHGN	M - 4
BNGN	N - 4
WHYE	O - 4
YEBN	P - 4
WHGY	Q - 4
GYBN	R - 4

**COMPOSIZIONE CODICE**  
**CODE COMPOSITION**

Tipologia cavo (vedi cod. in tabella)  
Cable type (code like table)

**AS-BOX816050\***

lunghezza cavo cable lenght  
001 = 10cm  
010 = 1 m  
100 = 10 m



#### MATERIALI

Portacontatto in ABS V0 UL94 autoestinguente, contatto stampato in bronzo fosforoso con doratura gold flash, ghiera di tenuta meccanica in Ottone Nichelato, corpo in poliammide nero durezza shore 92H, o-ring di tenuta in NBR.

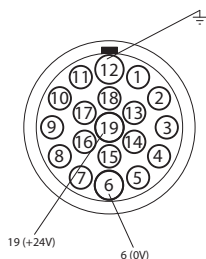
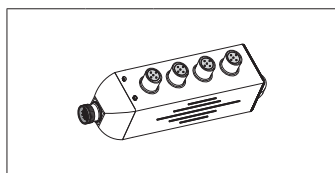
#### MATERIALS

Contact plug in self-extinguishing ABS UL94, phosphorous bronze contact with gold flash, metal ring nut in nickel-plated brass, body in black polyamide, shore hardness 92H, o-ring in NBR.

SPECIFICHE TECNICHE	TECHNICAL SPECIFICATIONS
Normativa di riferimento	Reference standards IEC 61076-2-104
Corrente Nominale	Nominal Currents I/O 2 A cable/connector Total 6 A cable/connector
Tensione Nominale	Nominal Voltage 10-30 V AC-DC
Grado di protezione	Protection Class IP67
Resistività di massa	Resistance ≤ 5mΩ
Temperatura di esercizio	Working Temperature -20/+80°C Fix Install

COD.	F	M
<b>SPECIFICHE CAVO</b> <b>CABLE SPECIFICATIONS</b>	<b>CAVO PVC POSA FISSA</b> <b>PVC FIXED INSTALL. CABLE</b>	<b>CAVO PUR POSA MOBILE</b> <b>PUR DYNAMIC INSTALL. CABLE</b>
Sezioni Sections	2 x 0.75 + 16 x 0.34 300 V	2 x 0.75 + 16 x 0.34 300 V
Diametri Diameter	10.0 +/- 0.2	10.0 +/- 0.2
Conduttori Conductor	PVC Classe 6 FLEX	PVC Classe 6 FLEX
Norme di riferimento Reference standards	AWM style 2464 CSA	AWM style 20549 CSA
Guaina Esterna Outer Jacket	PVC Black Oil Resistant - Flam Retardant	PUR compound Black Oil Resistant - Flam Retardant FT1
Temperatura di esercizio Working temperature	-20 / +80°C Static App.	-20 / +80°C Static App.
Raggio di curvatura Bending radius	6 x Ø esterno	6 x Ø esterno
Schermatura Shield	---	---
Velocità di traslazione Traslation's speed	---	200 m/min
Accelerazione Acceleration	---	30 m/secq

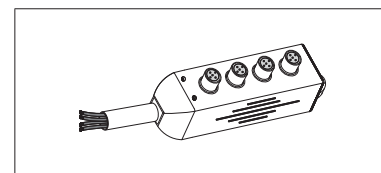
Cod. AS-BOXC1204



**PIN OUT**

M23 IN Male	M12 OUT Female
1	A - 2
2	A - 4
3	B - 2
4	B - 4
5	C - 2
6 (-0V)	A-B-C-D - 3
7	C - 4
8	D - 2
9	D - 4
19 (+24V)	A-B-C-D - 1
12 ⊕	A-B-C-D - 5

Cod. AS-BOX1204\*\*\*



**PIN CABLE**

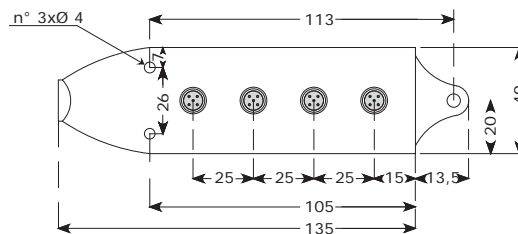
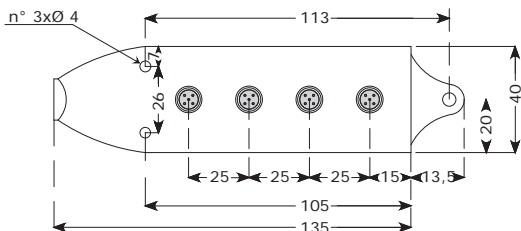
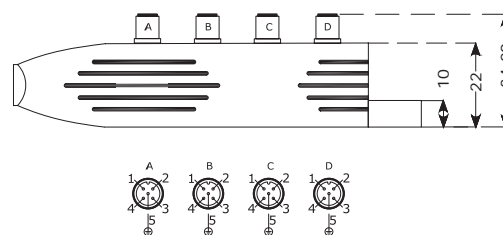
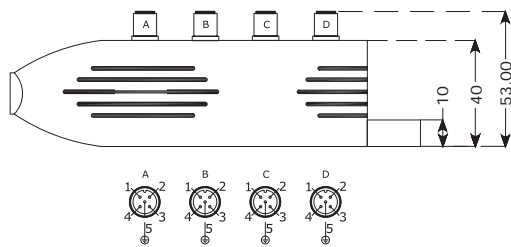
COLOR CABLE	M12 OUT Female
WH	A - 2
GN	A - 4
YE	B - 2
GY	B - 4
PK	C - 2
BU (-0V)	A-B-C-D - 3
RD	C - 4
BK	D - 2
VT	D - 4
BN (+24V)	A-B-C-D - 1
YEGN ⊕	A-B-C-D - 5

**COMPOSIZIONE CODICE**  
**CODE COMPOSITION**

Tipologia cavo (vedi cod. in tabella)  
Cable type (code like table)

**AS-BOX1204050\***

lunghezza cavo cable length  
001 = 10 cm  
010 = 1 m  
100 = 10 m



**MATERIALI**

Portacontatto in ABS V0 UL94 autoestinguente, contatto stampato in bronzo fosforoso con doratura gold flash, ghiera di tenuta meccanica in Ottone Nichelato, corpo in poliamide nero durezza shore 92H, o-ring di tenuta in Viton.

**MATERIALS**

Contact plug in self-extinguishing ABS UL94, phosphorous bronze contact with gold flash, metal ring nut in nickel-plated brass, body in black polyamide, shore hardness 92H, o-ring in Viton.

**SPECIFICHE TECNICHE**

**TECHNICAL SPECIFICATIONS**

Normativa di riferimento	Reference standards	IEC 61076-2-101
Corrente Nominale	Nominal Currents	I/O 4 A cable/connector Total 12 A cable/connector
Tensione Nominale	Nominal Voltage	10-30 V AC-DC
Grado di protezione	Protection Class	IP67
Resistività di massa	Resistance	≤ 5mΩ
Temperatura di esercizio	Working Temperature	-20/+80°C Fix Install

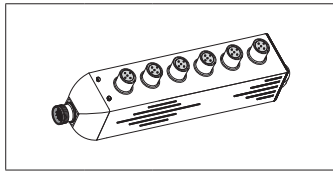
**COD.**

**F**

**M**

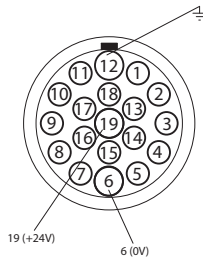
SPECIFICHE CAVO CABLE SPECIFICATIONS	CAVO PVC POSA FISSA PVC FIXED INSTALL. CABLE	CAVO PUR POSA MOBILE PUR DYNAMIC INSTALL. CABLE
Sezioni Sections	3 G 0.75 + 8 x 0.34 80° 300 V	3 G 0.75 + 8 x 0.34 80° 300 V
Diametri Diameter	8.8 +/- 0.3	8.8 +/- 0.3
Conduttori Conductor	PVC Classe 6 FLEX	PVC Classe 6 FLEX
Norme di riferimento Reference standards	AWM style 2464 CSA	AWM style 20549 CSA
Guaina Esterna Outer Jacket	PVC Black Oil Resistant - Flam Retardant	PUR Black Oil Resistant - Flam Retardant FT1
Temperatura di esercizio Working temperature	-20 / +80°C Static App.	-40 / +80°C Static App. -25 / +80°C Mobile App.
Raggio di curvatura Bending radius	10 x Ø esterno	10 x Ø esterno
Schermatura Shield	---	---
Velocità di traslazione Traslation's speed	---	200 m/min
Accelerazione Acceleration	---	7 m/secq

### Cod. AS-BOXC1206

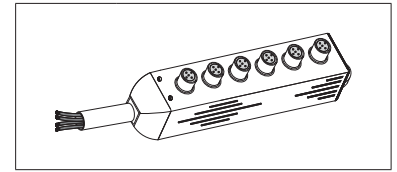


#### PIN OUT

M23 IN Male	M12 OUT Female
1	A - 2
2	A - 4
3	B - 2
4	B - 4
5	C - 2
6 (-0V)	A-B-C-D-E-F - 3
7	C - 4
8	D - 2
9	D - 4
10	E - 2
11	E - 4
19 (+24V)	A-B-C-D-E-F - 1
13	F - 2
14	F - 4
12 ⊕	A-B-C-D-E-F - 5



### Cod. AS-BOX1206\*\*\*\*



#### PIN CABLE

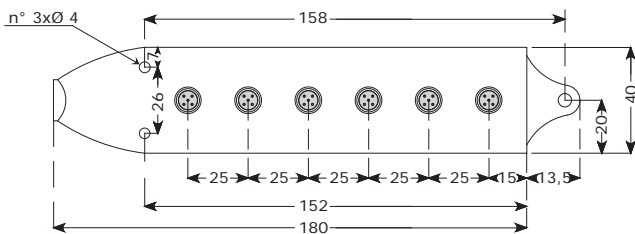
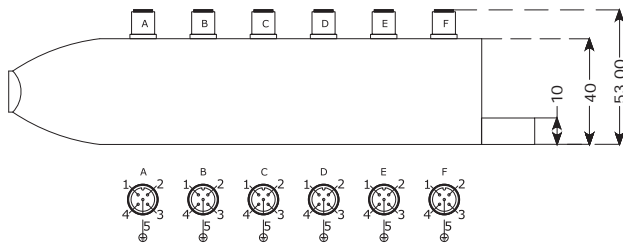
COLOR CABLE	M12 OUT Female
VT	A - 2
RD	A - 4
GY	B - 2
RDBU	B - 4
GN	C - 2
BU (-0V)	A-B-C-D-E-F - 3
GYPK	C - 4
WHGN	D - 2
WHYE	D - 4
GYWH	E - 2
BK	E - 4
BN (+24V)	A-B-C-D-E-F - 1
YEBN	F - 2
BNGN	F - 4
YEGN ⊕	A-B-C-D-E-F - 5

#### COMPOSIZIONE CODICE CODE COMPOSITION

Tipologia cavo  
(vedi cod. in tabella)  
Cable type  
(code like table)

**AS-BOX1206050\***

lunghezza cavo  
Cable length  
001 = 10 cm  
010 = 1 m  
100 = 10 m



#### MATERIALI

Portacontatto in ABS V0 UL94 autoestinguente, contatto stampato in bronzo fosforoso con doratura gold flash, ghiera di tenuta meccanica in Ottone Nichelato, corpo in poliammide nero durezza shore 92H, o-ring di tenuta in Viton.

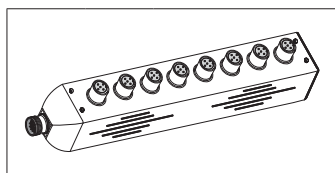
#### MATERIALS

Contact plug in self-extinguishing ABS UL94, phosphorous bronze contact with gold flash, metal ring nut in nickel-plated brass, body in black polyamide, shore hardness 92H, o-ring in Viton.

SPECIFICHE TECNICHE	TECHNICAL SPECIFICATIONS
Normativa di riferimento	Reference standards IEC 61076-2-101
Corrente Nominale	Nominal Currents I/O 4 A cable/connector Total 12 A cable/connector
Tensione Nominale	Nominal Voltage 10-30 V AC-DC
Grado di protezione	Protection Class IP67
Resistività di massa	Resistance ≤ 5mΩ
Temperatura di esercizio	Working Temperature -20/+80°C Fix Install

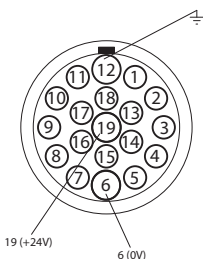
COD.	F	M
SPECIFICHE CAVO CABLE SPECIFICATIONS	CAVO PVC POSA FISSA PVC FIXED INSTALL. CABLE	CAVO PUR POSA MOBILE PUR DYNAMIC INSTALL. CABLE
Sezioni Sections	3 G 0.75 + 12 x 0.34 80° 300 V	3 G 0.75 + 12 x 0.34 80° 300 V
Diametri Diameter	10.6 +/- 0.3	10.6 +/- 0.3
Conduttori Conductor	PVC Classe 6 FLEX	PVC Classe 6 FLEX
Norme di riferimento Reference standards	AWM style 2464	AWM style 20549
Guaina Esterna Outer Jacket	PVC Black Oil Resistant - Flam Retardant	PUR Black Oil Resistant - Flam Retardant FT1
Temperatura di esercizio Working temperature	-20 / +80°C Static App.	-20 / +80°C Static App.
Raggio di curvatura Bending radius	---	---
Schermatura Shield	---	---
Velocità di traslazione Traslation's speed	---	---
Accelerazione Acceleration	---	---

Cod. AS-BOXC1208

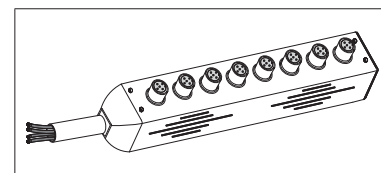


**PIN OUT**

M23 IN Male	M12 OUT Female
1	A - 2
2	A - 4
3	B - 2
4	B - 4
5	C - 2
6 (- 0V)	A-B-C-D-E-F-G-H - 3
7	C - 4
8	D - 2
9	D - 4
10	E - 2
11	E - 4
19 (+24V)	A-B-C-D-E-F-G-H - 1
13	F - 2
14	F - 4
15	G - 2
16	G - 4
17	H - 2
18	H - 4
12 ⊕	A-B-C-D-E-F-G-H - 5



Cod. AS-BOX1208\*\*\*\*



**PIN CABLE**

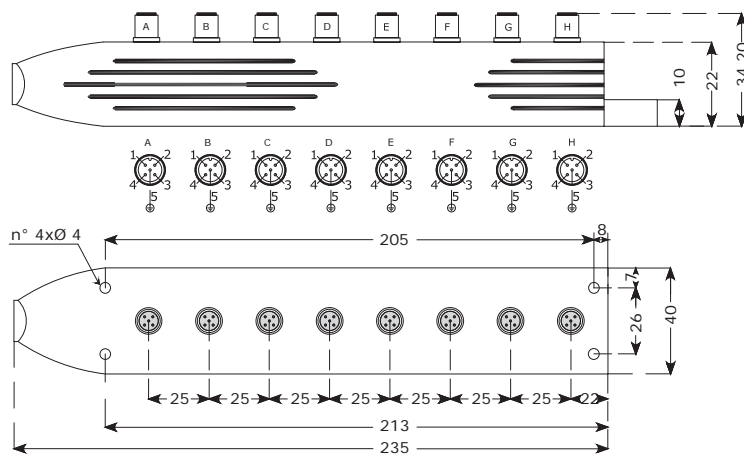
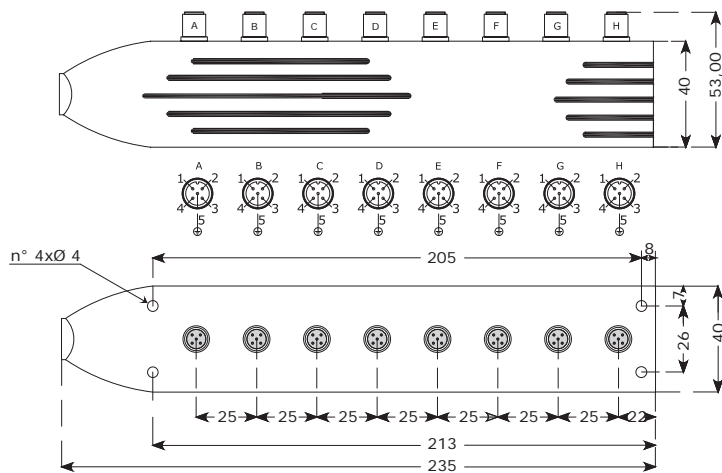
COLOR CABLE	M12 OUT Female
VT	A - 2
RD	A - 4
GY	B - 2
RDBU	B - 4
GN	C - 2
BU (- 0V)	A-B-C-D-E-F-G-H - 3
GYPK	C - 4
WHGN	D - 2
WHYE	D - 4
WHGY	E - 2
BK	E - 4
BN (+24V)	A-B-C-D-E-F-G-H - 1
YEBN	F - 2
BNGN	F - 4
WH	G - 2
YE	G - 4
PK	H - 2
GYBN	H - 4
YEGN ⊕	A-B-C-D-E-F-G-H - 5

**COMPOSIZIONE CODICE**  
**CODE COMPOSITION**

Tipologia cavo  
(vedi cod. in tabella)  
Cable type  
(code like table)

**AS-BOX1208050\***

lunghezza cavo  
cable length  
001 = 10 cm  
010 = 1 m  
100 = 10 m



**MATERIALI**

Portacontatto in ABS V0 UL94 autoestinguente, contatto stampato in bronzo fosforoso con doratura gold flash, ghiera di tenuta meccanica in Ottone Nichelato, corpo in poliamide nero durezza shore 92H, o-ring di tenuta in Viton.

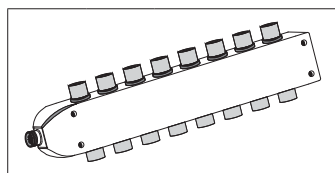
**MATERIALS**

Contact plug in self-extinguishing ABS UL94, phosphorous bronze contact with gold flash, metal ring nut in nickel-plated brass, body in black polyamide, shore hardness 92H, o-ring in Viton.

SPECIFICHE TECNICHE	TECHNICAL SPECIFICATIONS	
Normativa di riferimento	Reference standards	IEC 61076-2-101
Corrente Nominale	Nominal Currents	I/O 4 A cable/connector Total 12 A cable/connector
Tensione Nominale	Nominal Voltage	10-30 V AC-DC
Grado di protezione	Protection Class	IP67
Resistività di massa	Resistance	≤ 5mΩ
Temperatura di esercizio	Working Temperature	-20/+80°C Fix Install

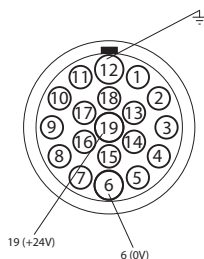
COD.	F	M
<b>SPECIFICHE CAVO</b> <b>CABLE SPECIFICATIONS</b>	<b>CAVO PVC POSA FISSA</b> <b>PVC FIXED INSTALL. CABLE</b>	<b>CAVO PUR POSA MOBILE</b> <b>PUR DYNAMIC INSTALL. CABLE</b>
Sezioni Sections	3 G 0.75 + 16 x 0.34 80° - 300 V	3 G 0.75 + 16 x 0.34 80° - 300 V
Diametri Diameter	10.3 +/- 0.3	10.6 +/- 0.3
Conduttori Conductor	PVC Classe 6 FLEX	PVC Classe 6 FLEX
Norme di riferimento Reference standards	AWM style 2464	AWM style 20549
Guaina Esterna Outer Jacket	PVC Black Oil Resistant - Flam Retardant	PUR Black Oil Resistant - Flam Retardant FT1
Temperatura di esercizio Working temperature	-20 / +80°C Static App.	-20 / +80°C Static App.
Raggio di curvatura Bending radius	---	---
Schermatura Shield	---	---
Velocità di traslazione Traslation's speed	---	---
Accelerazione Acceleration	---	---

### Cod. AS-BOXC1216

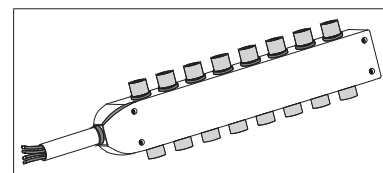


**PIN OUT**

M23 IN Male	M12 OUT Female
1	A - 4
2	B - 4
3	C - 4
4	D - 4
5	E - 4
6 (-0V)	A-B-C-D-E-F-G-H - 3 I-L-M-N-O-P-Q-R
7	F - 4
8	G - 4
9	H - 4
10	I - 4
11	L - 4
19 (+24V)	A-B-C-D-E-F-G-H - 1 I-L-M-N-O-P-Q-R
13	M - 4
14	N - 4
15	O - 4
16	P - 4
17	Q - 4
18	R - 4
12 ⊕	A-B-C-D-E-F-G-H - 5 I-L-M-N-O-P-Q-R



### Cod. AS-BOX1216\*\*\*\*



**PIN CABLE**

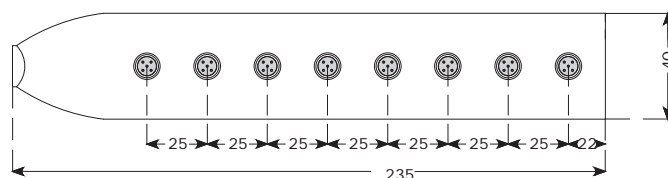
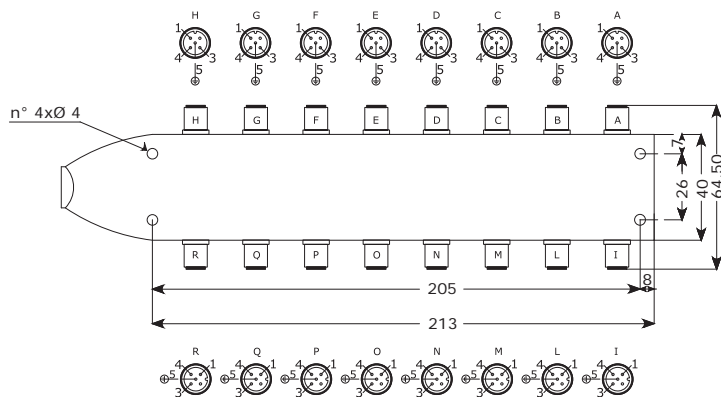
COLOR CABLE	M12 OUT Female
VT	A - 4
RD	B - 4
GY	C - 4
RDBU	D - 4
PK	E - 4
BU (-0V)	A-B-C-D-E-F-G-H - 3 I-L-M-N-O-P-Q-R
GYPK	F - 4
WHGN	G - 4
WHYE	H - 4
WHGY	I - 4
BK	L - 4
BN (+24V)	A-B-C-D-E-F-G-H - 1 I-L-M-N-O-P-Q-R
YEBN	M - 4
BNGN	N - 4
WH	O - 4
YE	P - 4
PK	Q - 4
GYBN	R - 4
YEGN ⊕	A-B-C-D-E-F-G-H - 5 I-L-M-N-O-P-Q-R

**COMPOSIZIONE CODICE**  
**CODE COMPOSITION**

Tipologia cavo  
(vedi cod. in tabella)  
Cable type  
(code like table)

**AS-BOX1216050\***

lunghezza cavo  
cable length  
001 = 10 cm  
010 = 1 m  
100 = 10 m



#### MATERIALI

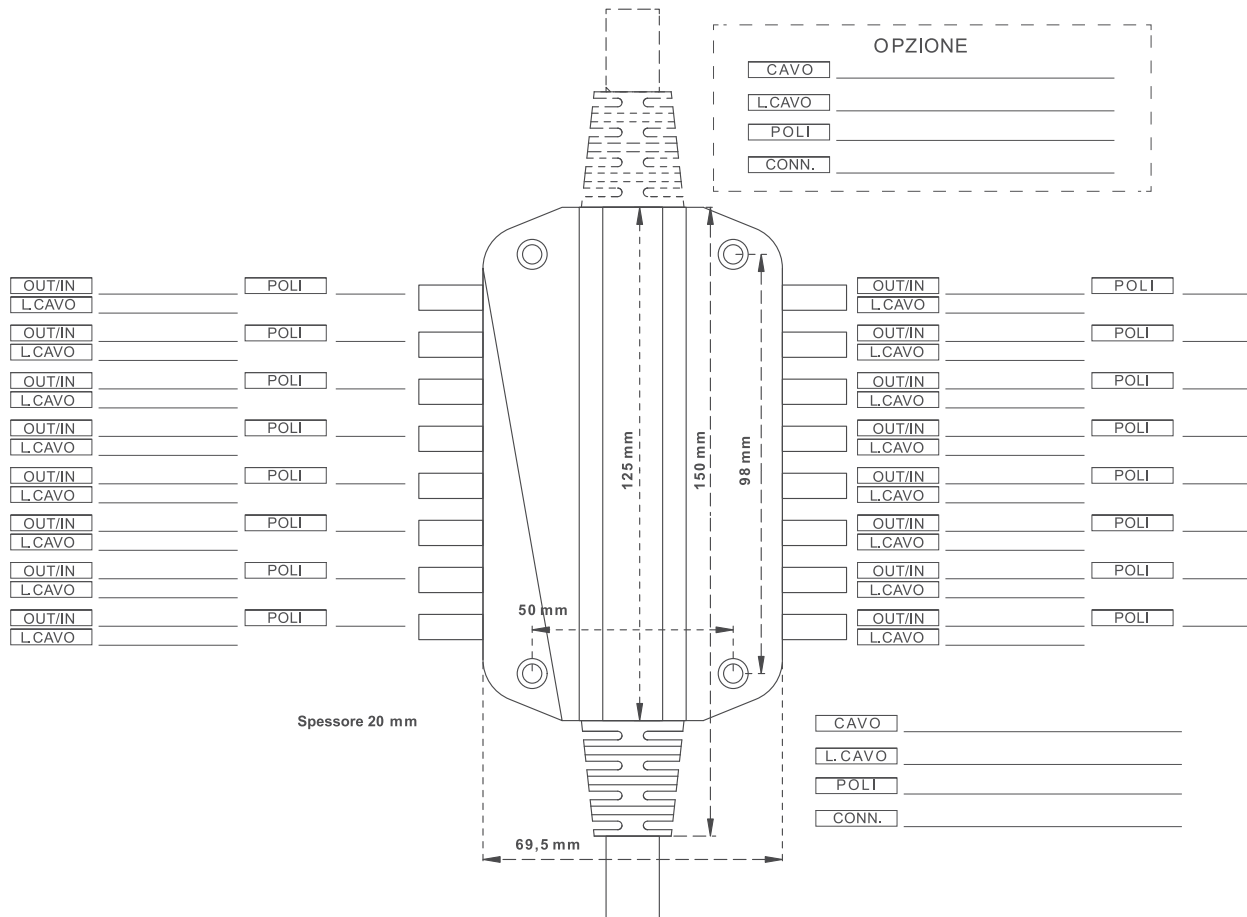
Portacontatto in ABS V0 UL94 autoestinguente, contatto stampato in bronzo fosforoso con doratura gold flash, ghiera di tenuta meccanica in Ottone Nichelato, corpo in poliammide nero durezza shore 92H, o-ring di tenuta in Viton.

#### MATERIALS

Contact plug in self-extinguishing ABS UL94, phosphorous bronze contact with gold flash, metal ring nut in nickel-plated brass, body in black polyamide, shore hardness 92H, o-ring in Viton.

SPECIFICHE TECNICHE	TECHNICAL SPECIFICATIONS	
Normativa di riferimento	Reference standards	IEC 61076-2-101
Corrente Nominale	Nominal Currents	I/O 4 A cable/connector Total 12 A cable/connector
Tensione Nominale	Nominal Voltage	10-30 V AC-DC
Grado di protezione	Protection Class	IP67
Resistività di massa	Resistance	≤ 5mΩ
Temperatura di esercizio	Working Temperature	-20/+80°C Fix Install

COD.	F	M
<b>SPECIFICHE CAVO</b> <b>CABLE SPECIFICATIONS</b>	<b>CAVO PVC POSA FISSA</b> <b>PVC FIXED INSTALL. CABLE</b>	<b>CAVO PUR POSA MOBILE</b> <b>PUR DYNAMIC INSTALL. CABLE</b>
Sezioni Sections	3 G 0.75 + 16 x 0.34 80° - 300 V	3 G 0.75 + 16 x 0.34 80° - 300 V
Diametri Diameter	10.6 +/- 0.3	10.6 +/- 0.3
Conduttori Conductor	PVC Classe 6 FLEX	PVC Classe 6 FLEX
Norme di riferimento Reference standards	AWM style 2464	AWM style 20549
Guaina Esterna Outer Jacket	PVC Black Oil Resistant - Flam Retardant	PUR Black Oil Resistant - Flam Retardant FT1
Temperatura di esercizio Working temperature	-20 / +80°C Static App.	-20 / +80°C Static App.
Raggio di curvatura Bending radius	---	---
Schermatura Shield	---	---
Velocità di traslazione Traslation's speed	---	---
Accelerazione Acceleration	---	---



### OUT/IN

CAVO  
CABLE

A	M12 Dritto Maschio <i>Axial Male</i>		vedi pag. 11-18
A1	M12 Dritto Femmina <i>Axial Female</i>		vedi pag. 11-18
B	M12 90° Maschio <i>90° Male</i>		vedi pag. 11-18
B1	M12 90° Femmina <i>90° Female</i>		vedi pag. 11-18
C	M8 Dritto Maschio <i>Axial Male</i>		vedi pag. 6-10
C1	M8 Dritto Femmina <i>Axial Female</i>		vedi pag. 6-10
D	M8 90° Maschio <i>90° Male</i>		vedi pag. 6-10
D1	M8 90° Femmina <i>90° Female</i>		vedi pag. 6-10

### OUT/IN

CAVO  
CABLE

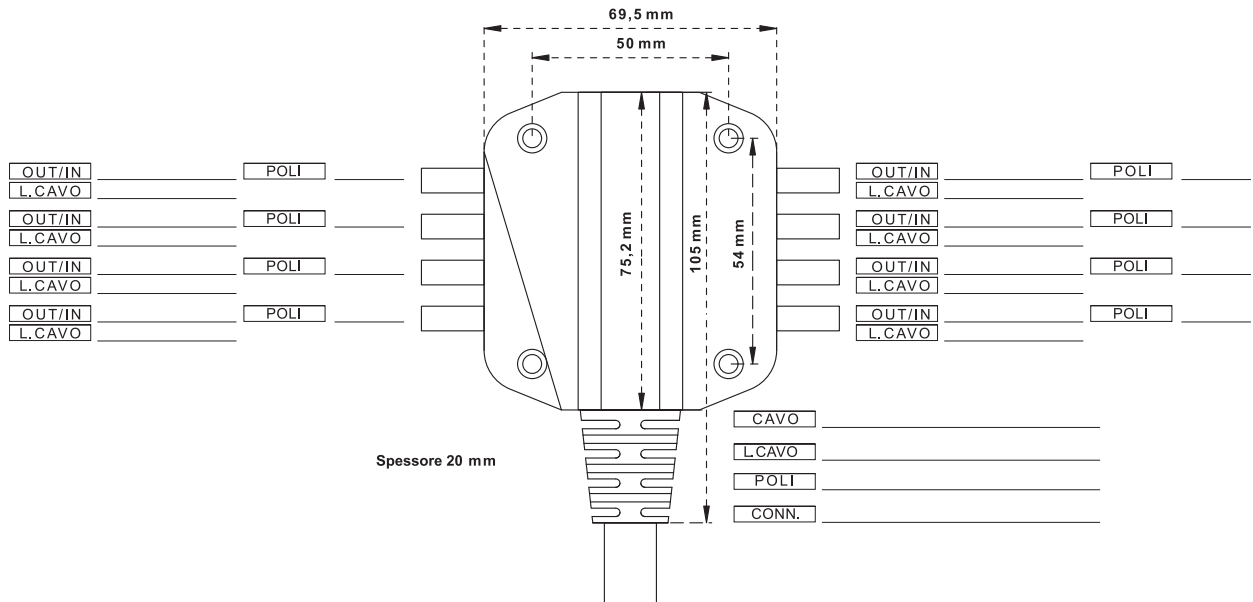
E	DIN 43650 - A 18 mm 2 P. + GND H6/12		vedi pag. 128
F	DIN 43650 - B IND. 11 mm 2 P. + GND H6/12		vedi pag. 129
F5	DIN 43650 - B 10 mm 2 P. + GND H6		vedi pag. 129
F6	DIN 43650 - B 10 mm 2 P. + GND H12		vedi pag. 130
G	DIN 43650 - C IND. 9.4 mm 2 P. + GND H6/12		vedi pag. 132
G5	DIN 43650 - C 8 mm 2 P. + GND H6/12		vedi pag. 131

### OUT/IN

CAVO  
CABLE

X	M23 Dritto Maschio <i>Axial Male</i>		vedi pag. 92
X1	M23 Dritto Femmina <i>Axial Female</i>		
X2	M23 90° Maschio <i>90° Male</i>		
X3	M23 90° Femmina <i>90° Female</i>		





### OUT/IN

CAVO  
CABLE

A	M12 Dritto Maschio <i>Axial Male</i>		vedi pag. 11-18
A1	M12 Dritto Femmina <i>Axial Female</i>		
B	M12 90° Maschio <i>90° Male</i>		vedi pag. 11-18
B1	M12 90° Femmina <i>90° Female</i>		
C	M8 Dritto Maschio <i>Axial Male</i>		vedi pag. 6-10
C1	M8 Dritto Femmina <i>Axial Female</i>		
D	M8 90° Maschio <i>90° Male</i>		vedi pag. 6-10
D1	M8 90° Femmina <i>90° Female</i>		

### OUT/IN

CAVO  
CABLE

E	DIN 43650 - A 18 mm 2 P. + GND H6/12		vedi pag. 128
F	DIN 43650 - B IND. 11 mm 2 P. + GND H6/12		vedi pag. 129
F5	DIN 43650 - B 10 mm 2 P. + GND H6		vedi pag. 129
F6	DIN 43650 - B 10 mm 2 P. + GND H12		vedi pag. 130
G	DIN 43650 - C IND. 9.4 mm 2 P. + GND H6/12		vedi pag. 132
G5	DIN 43650 - C 8 mm 2 P. + GND H6/12		vedi pag. 131

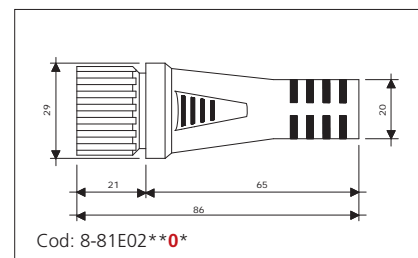
### OUT/IN

CAVO  
CABLE


X	M23 Dritto Maschio <i>Axial Male</i>		vedi pag. 92
X1	M23 Dritto Femmina <i>Axial Female</i>		
X2	M23 90° Maschio <i>90° Male</i>		
X3	M23 90° Femmina <i>90° Female</i>		

Per le lunghezze a richiesta il minimo quantitativo ordinabile è di 50 pz .

For on request length the minimum ordering is 50 pcs.



### 12 POLI FEMMINA / 12 PINS FEMALE




Cod: 8-81E02\*0\*\*

#### TABELLA COLORI COLOURS TABLE

1	WH
2	GN
3	YE
4	GY
5	PK
6	RD
7	BK
8	VT
9	BU - 0,7
10	n.c.
11	BN - 0,75
12	YEGN - 0,75

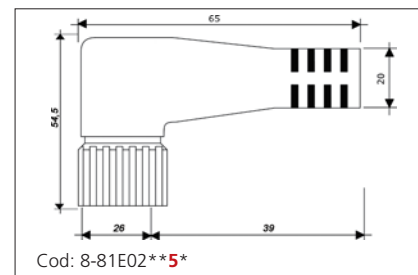
### 19 POLI FEMMINA / 19 PINS FEMALE



Cod: 8-81E02\*5\*\*

#### TABELLA COLORI COLOURS TABLE

1	VT
2	RD
3	GY
4	RDBU
5	GN
6	BU - 0,75
7	GYPK
8	WHGN
9	WHYE
10	WHGY
11	BK
12	YEGN - 0,75
13	YEBN
14	BNGN
15	WH
16	YE
17	PK
18	GYBN
19	BN - 0,75



## CONFIGURAZIONI AGGIUNTIVE / MORE CONFIGURATIONS

Lunghezza variabile / Variable length

ON REQUEST

### MATERIALI

Portacontatto in plastica, contatto tornito in ottone dorato, ghiera di tenuta meccanica in Ottone Nichelato, corpo in poliammide nero durezza shore 92H.  
Grado di protezione: IP67.

### MATERIALS

Plastic contact plug, turned contact with gold plating, metal ring nut in nickel-plated brass, body in black polyamide, shore hardness 92H.  
Protection: IP67.

### COMPOSIZIONE CODICE CODE COMPOSITION

Tipologia cavo (vedi cod. in tabella) Cable type (code like table)	Connettore (vedi disegno) Cable type (like drawing)
0 = PVC 5 = PUR	0 = Dritto/Axial 5 = 90°
8 - 8 1 E 0 2 * * * *	
Poli (vedi col. conduttori) Poles (refer to coloring conductors)	lunghezza cavo Cable length
0 = 12 Poli/Poles 1 = 19 Poli/Poles	0 = 5 m 1 = 10 m 2 = 15 m

### 12 POLI / 12 POLES

### 19 POLI / 19 POLES

COD.	12 POLI / 12 POLES		19 POLI / 19 POLES	
	0	5	0	5
SPECIFICHE CAVO CABLE SPECIFICATIONS	CAVO PVC PVC CABLE	CAVO PUR PUR CABLE	CAVO PVC PVC CABLE	CAVO PUR PUR CABLE
Sezioni Sections	3 G 0.75 + 8 x 0.35	3 G 0.75 + 8 x 0.35	3 G 0.75 + 16 x 0.35	3 G 0.75 + 16 x 0.35
Diametri Diameter	5.5 +/- 0.1	7.0 +/- 0.2	10.4 +/- 0.1	10.5 +/- 0.1
Conduttori Conductor	PVC Classe 6 FLEX	PVC Classe 6 FLEX	PVC Classe 6 FLEX	PVC Classe 6 FLEX
Norme di riferimento Reference standards	AWM style 2464 CSA	AWM style 20233	AWM style 2464	AWM style 20233
Guaina Esterna Outer Jacket	PVC Black Flam Retardant	PUR Black Flam Retardant	PVC Black Flam Retardant	PUR Black Flam Retardant
Temperatura di esercizio Working temperature	-15 / +80°C Mobile App.	-15 / +80°C Mobile App.	-15 / +80°C Mobile App.	-15 / +80°C Mobile App.
Raggio di curvatura Bending radius	10 x Ø esterno	10 x Ø esterno	10 x Ø esterno	10 x Ø esterno
Schermatura Shield	---	---	---	---
Velocità di traslazione Traslation's speed	160 mt / min	220 mt / min	160 mt / min	220 mt / min
Accelerazione Acceleration	6 mt / secq	10 mt / secq	6 mt / secq	10 mt / secq

ETHERNET

ETHERNET

# Connettori e Prolunghe per Reti Ethernet

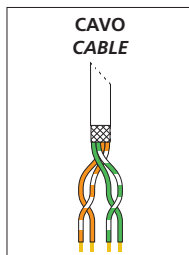
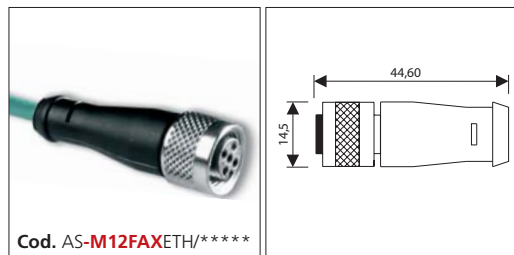
*Connectors and extenders  
for Ethernet networks*



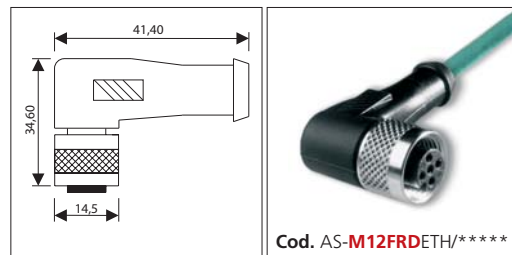
### ETHERNET

### ETHERNET

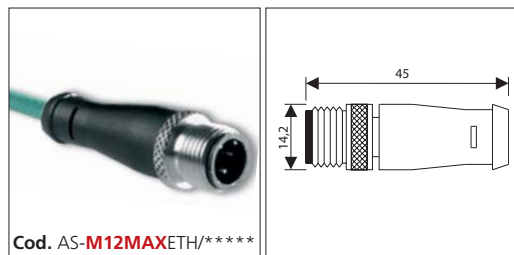
#### FEMMINA AX / FEMALE AX



#### FEMMINA RD / FEMALE RD



#### MASCHIO AX / MALE AX

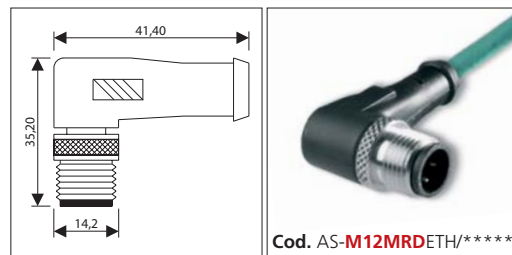


**TABELLA COLORI COLOURS TABLE**

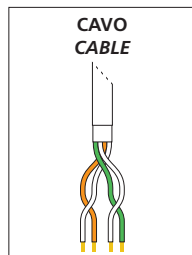
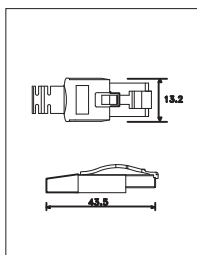
1	TD+	WHOG
2	RD+	WHGN
3	TD-	OG
4	RD-	GN

CONNETTORE SCHERMATO SHIELDED CONNECTOR

#### MASCHIO RD / MALE RD



#### RJ45



**TABELLA COLORI COLOURS TABLE**

1	TD+	WHOG
2	RD+	WHGN
3	TD-	OG
4	RD-	GN

CONNETTORE SCHERMATO SHIELDED CONNECTOR

COMPOSIZIONE CODICE CODE COMPOSITION	CONFIGURAZIONI AGGIUNTIVE MORE CONFIGURATIONS
Tipologia cavo (vedi cod. in tabella) Cable type (code like table) Cod. (vedi disegno) Code (like drawing) <b>AS-*****ETH/050*</b> lunghezza cavo cable lenght 001 = 10 cm 010 = 1 m 100 = 10 m X = ghiera inox / inox ring nut	

#### CONFIGURAZIONI AGGIUNTIVE / MORE CONFIGURATIONS

Ghiera Inox AISI 304 / Inox AISI 304 Ring Nut min. 50 pcs **X**

#### MATERIALI M12

Portacontatto in ABS V0 UL94 autoestinguente, contatto tornito in ottone dorato AU03 (maschio) o stampato in bronzo fosforoso e doratura gold flash (femmina), ghiera di tenuta meccanica in Ottone Nichelato, corpo in poliammide nero durezza shore 92H. O-ring di tenuta in Viton (femmina)

#### MATERIALS M12

Contact plug in self-extinguishing ABS UL94, turned contact with gold plating AU03 (male) or phosphorouse bronze contact with gold flash (female), metal ring nut in nickel-plated brass, body in black polyamide, shore hardness 92H. O-ring in Viton (female).

SPECIFICHE TECNICHE M12	TECHNICAL SPECIFICATIONS M12
Normativa di riferimento	Reference standards IEC 61076-2-101
Corrente Nominale	Nominal Currents 4 A
Tensione Nominale	Nominal Voltage 250 V AC-DC
Grado di protezione	Protection Class IP67
Resistività di massa	Resistance ≤ 5mΩ
Temperatura di esercizio (connettore)	Working Temperature -20/+80°C Fix Install

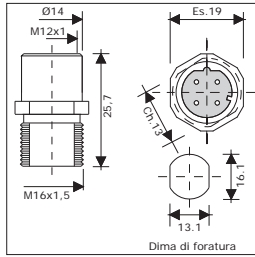
#### ETHERNET 4 POLES (2 PAIR)

COD.	(F)	(M)
<b>SPECIFICHE CAVO CABLE SPECIFICATIONS</b>	<b>CAVO PUR POSA FISSA PUR FIXED INSTALL. CABLE</b>	<b>CAVO PUR POSA MOBILE PUR DYNAMIC INSTALL. CABLE</b>
Sezioni Sections	2 x 2 x 24AWG SN/ST	2 x 2 x 24AWG SN/ST
Diametri Diameter	6.0 +/- 0.2	5.8 +/- 0.2
Guaina Esterna Outer Jacket	PUR Green Ral 6016 Oil resistant STYLE 20549 Flam retardant FT1 Halogen Free	PUR Green Ral 6016 Oil resistant STYLE 20549 Flam retardant FT1 Halogen Free
Norme di riferimento Reference standards	Desina CAT 5E	Desina CAT 5E
Caratteristiche elettriche Electrical characteristics	Nominal capacity 50 pF/m Impedence 100 ohm +/- 15 Transmission speed up to 100 mt - 100 Mbit/s	Nominal capacity 50 pF/m Impedence 100 ohm +/- 15 Transmission speed up to 100 mt - 100 Mbit/s
Temperatura di lavoro Work range	-40 / +80°C Static App.	-50 / +80°C Static App. -40 / +80°C Dynamic App.
Raggio di curvatura Bending radius	8 x Ø esterno	10 x Ø esterno
Schermatura Shield	I - in poliestere / alluminio II - A treccia - Copertura ≥ 85% Braided coverage ≥ 85%	I - in poliestere / alluminio II - A treccia - Copertura ≥ 90% Braided coverage ≥ 90%
Velocità di traslazione Traslation's speed	---	200 m / min
Accelerazione Acceleration	---	10 m / secq

### ETHERNET

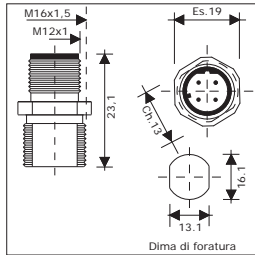
#### FEMMINA montaggio frontale con cavo

#### FEMALE front mounting with cable



#### MASCHIO montaggio frontale con cavo

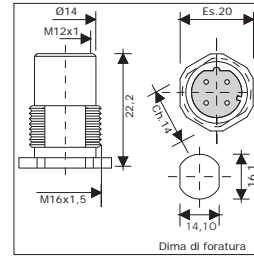
#### MALE front mounting with cable



### ETHERNET

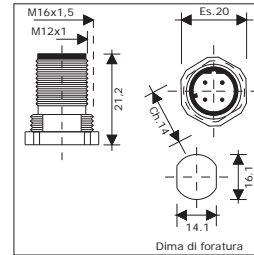
#### FEMMINA montaggio posteriore con cavo

#### FEMALE rear mounting with cable



#### MASCHIO montaggio posteriore con cavo

#### MALE rear mounting with cable



COMPOSIZIONE CODICE CODE COMPOSITION	CONFIGURAZIONI AGGIUNTIVE MORE CONFIGURATIONS
Tipologia cavo (vedi cod. in tabella) Cable type (code like table) Cod. (vedi disegno) Code (like drawing)	
AS-ETH*****/050*	
lunghezza cavo cable length 001 = 10 cm 010 = 1 m 100 = 10 m	X = ghiera inox / inox ring nut

**NOTA:** Il prodotto è completo di dado e o-ring per fissaggio al pannello.

**NOTE:** The product is sold with o-ring and fixing nut.

#### CONFIGURAZIONI AGGIUNTIVE / MORE CONFIGURATIONS

Ghiera Inox AISI 304 / Inox AISI 304 Ring Nut min. 50 pcs **X**

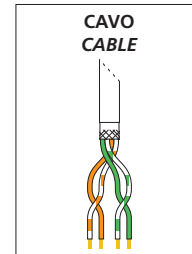
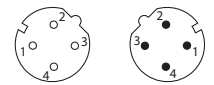
#### MATERIALI

Portacontatto in ABS V0 UL94 autoestinguente, contatto tornito in ottone dorato AU03 (maschio) o stampato in bronzo fosforoso e doratura gold flash (femmina), ghiera di tenuta meccanica in Ottone Nichelato. O-ring di tenuta in Viton (femmina)

#### MATERIALS

Contact plug in self-extinguishing ABS UL94, turned contact with gold plating AU03 (male) or phosphorous bronze contact with gold flash (female), metal ring nut in nickel-plated brass. O-ring in Viton (female).

SPECIFICHE TECNICHE	TECHNICAL SPECIFICATIONS
Normativa di riferimento	Reference standards IEC 61076-2-101
Corrente Nominale	Nominal Currents 4 A
Tensione Nominale	Nominal Voltage 250 V AC-DC
Grado di protezione	Protection Class IP67
Resistività di massa	Resistance ≤ 5mΩ
Temperatura di esercizio (connettore)	Working Temperature -20/+80°C Fix Install

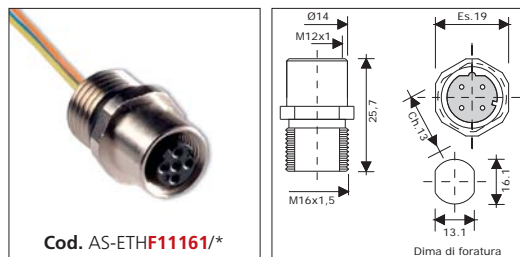


#### ETHERNET 4 POLES (2 PAIR)

COD.	(F)	(M)
SPECIFICHE CAVO CABLE SPECIFICATIONS	CAVO PUR POSA FISSA PUR FIXED INSTALL. CABLE	CAVO PUR POSA MOBILE PUR DYNAMIC INSTALL. CABLE
Sezioni Sections	2 x 2 x 24AWG SN/ST	2 x 2 x 24AWG SN/ST
Diametri Diameter	6.0 +/- 0.2	5.8 +/- 0.2
Guaina Esterna Outer Jacket	PUR Green Ral 6016 Oil resistant STYLE 20549 Flam retardant FT1 Halogen Free	PUR Green Ral 6016 Oil resistant STYLE 20549 Flam retardant FT1 Halogen Free
Norme di riferimento Reference standards	Desina CAT 5E	Desina CAT 5E
Caratteristiche elettriche Electrical characteristics	Nominal capacity 50 pF/m Impedence 100 ohm +/- 15 Transmission speed up to 100 mt - 100 Mbit/s	Nominal capacity 50 pF/m Impedence 100 ohm +/- 15 Transmission speed up to 100 mt - 100 Mbit/s
Temperatura di lavoro Work range	-40 / +80°C Static App.	-50 / +80°C Static App. -40 / +80°C Dynamic App.
Raggio di curvatura Bending radius	8 x Ø esterno	10 x Ø esterno
Schermatura Shield	I - in poliestere / alluminio II - A treccia - Copertura ≥ 85% Braided coverage ≥ 85%	I - in poliestere / alluminio II - A treccia - Copertura ≥ 90% Braided coverage ≥ 90%
Velocità di traslazione Traslation's speed	---	200 m / min
Accelerazione Acceleration	---	10 m / seq

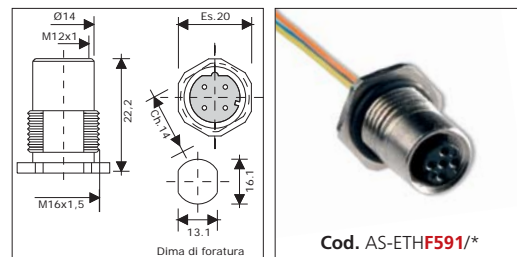
ETHERNET

**FEMMINA** montaggio frontale con cavi unipolari  
**FEMALE** front mounting single wire




ETHERNET

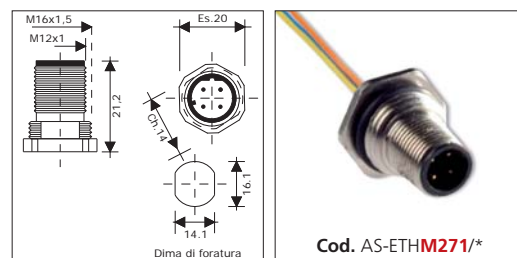
**FEMMINA** montaggio posteriore con cavi unipolari  
**FEMALE** rear mounting single wire



**MASCHIO** montaggio frontale con cavi unipolari  
**MALE** front mounting single wire



**MASCHIO** montaggio posteriore con cavi unipolari  
**MALE** rear mounting single wire



COMPOSIZIONE CODICE CODE COMPOSITION	CONFIGURAZIONI AGGIUNTIVE MORE CONFIGURATIONS
Cod. (vedi disegno) Code (like drawing)  AS-ETH****/*	* = ghiera inox / inox ring nut

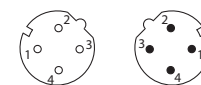


TABELLA COLORI  
COLOURS TABLE

1	TD+		WHOG
2	RD+		WHGN
3	TD-		OG
4	RD-		GN

**NOTA:** Il prodotto è completo di dado e o-ring per fissaggio al pannello.

**NOTE:** The product is sold with o-ring and fixing nut.

**CONFIGURAZIONI AGGIUNTIVE / MORE CONFIGURATIONS**

Ghiera Inox AISI 304 / Inox AISI 304 Ring Nut min. 50 pcs X

**MATERIALI**

Portacontatto in ABS V0 UL94 autoestinguente, contatto tornito in ottone dorato AU03 (maschio) o stampato in bronzo fosforoso e doratura gold flash (femmina), ghiera di tenuta meccanica in Ottone Nichelato. O-ring di tenuta in Viton (femmina)

**MATERIALS**

Contact plug in self-extinguishing ABS UL94, turned contact with gold plating AU03 (male) or phosphorous bronze contact with gold flash (female), metal ring nut in nickel-plated brass. O-ring in Viton (female).

**SPECIFICHE CAVI UNIPOLARI / SINGLE WIRE SPECIFICATION**

Guaina	Jacket	Poliolfelina / Polyolefin
Tensione	Voltage	300 V
Sezione	Section	1x2 x awg 24 (twisted pair)
Ø Esterno	Ø External	1.90 +/- 0.1
Temperatura	Temperature	+5/+70°C

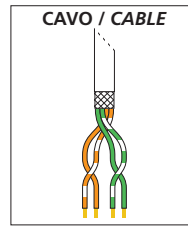

**SPECIFICHE TECNICHE**

**TECHNICAL SPECIFICATIONS**

Normativa di riferimento	Reference standards	IEC 61076-2-101
Corrente Nominale	Nominal Currents	4 A
Tensione Nominale	Nominal Voltage	250 V AC-DC
Grado di protezione	Protection Class	IP67
Resistività di massa	Resistance	≤ 5mΩ
Temperatura di esercizio (connettore)	Working Temperature	-20/+80°C Fix Install

### ETHERNET

### ETHERNET



#### PROLUNGHE DIRITTE / LINE EXTENDERS

A			B		
M 12	RJ45		M12	RJ45	
1	1	TD+	1	1	WHOG
2	3	RD+	2	3	WHGN
3	2	TD-	3	2	OG
4	6	RD-	4	6	GN

CONNETTORE SCHERMATO / SHIELDED CONNECTOR

		A							
		M12					RJ 45		
		M AX	M RD	F AX	F RD	M 273	F 593	RJ 45	
B	RJ 45		53	54	55	56	58	60	69
	M12	F 593		08	15	21	26	71	73
		M 273		06	13	19	24	78	
		F RD		04	11	17	22		
		F AX		03	10	16			
		M RD		02	09				
		M AX		01					

**COMPOSIZIONE CODICE / CODE COMPOSITION**

Tipologia cavo (vedi cod. in tabella) / Cable type (code like table)

Cod. (vedi tabella) / Code (like tab)

**AS-PLETH050/\*\*\***

lunghezza cavo / cable length  
 001 = 10 cm  
 010 = 1 m  
 100 = 10 m

**CONFIGURAZIONI AGGIUNTIVE / MORE CONFIGURATIONS**

X = ghiera inox / inox ring nut

#### ETHERNET 4 POLES (2 PAIR)

COD.	(F)	(M)
<b>SPECIFICHE CAVO / CABLE SPECIFICATIONS</b>	<b>CAVO PUR POSA FISSA / PUR FIXED INSTALL. CABLE</b>	<b>CAVO PUR POSA MOBILE / PUR DYNAMIC INSTALL. CABLE</b>
Sezioni / Sections	2 x 2 x 24AWG SNST	2 x 2 x 24AWG SNST
Diametri / Diameter	6.0 +/- 0.2	5.8 +/- 0.2
Guaina Esterna / Outer Jacket	PUR Green Ral 6016 Oil resistant STYLE 20549 Flam retardant FT1 Halogen Free	PUR Green Ral 6016 Oil resistant STYLE 20549 Flam retardant FT1 Halogen Free
Norme di riferimento / Reference standards	Desina CAT 5E	Desina CAT 5E
Caratteristiche elettriche / Electrical characteristics	Nominal capacity 50 pF/m Impedence 100 ohm +/- 15 Transmission speed up to 100 mt - 100 Mbit/s	Nominal capacity 50 pF/m Impedence 100 ohm +/- 15 Transmission speed up to 100 mt - 100 Mbit/s
Temperatura di lavoro / Work range	-40 / +80°C Static App.	-50 / +80°C Static App. -40 / +80°C Dynamic App.
Raggio di curvatura / Bending radius	8 x Ø esterno	10 x Ø esterno
Schermatura / Shield	I - in poliestere / alluminio II - A treccia - Copertura ≥ 85% Braided coverage ≥ 85%	I - in poliestere / alluminio II - A treccia - Copertura ≥ 90% Braided coverage ≥ 90%
Velocità di traslazione / Traslotion's speed	---	200 m / min
Accelerazione / Acceleration	---	10 m / secq

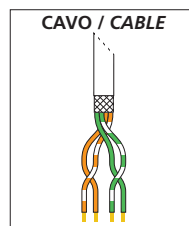

#### CONFIGURAZIONI AGGIUNTIVE / MORE CONFIGURATIONS

Ghiera Inox AISI 304 / Inox AISI 304 Ring Nut min. 50 pcs **X**

SPECIFICHE TECNICHE M12	TECHNICAL SPECIFICATIONS M12
Normativa di riferimento	Reference standards IEC 61076-2-101
Corrente Nominale	Nominal Currents 4 A
Tensione Nominale	Nominal Voltage 250 V AC-DC
Grado di protezione	Protection Class IP67
Resistività di massa	Resistance ≤ 5mΩ
Temperatura di esercizio (connettore)	Working Temperature -20/+80°C Fix Install

### ETHERNET

### ETHERNET



#### PROLUNGHE INCROCIATE / CROSSED EXTENDERS

A				B			
M12	RJ45			M12	RJ45		
1	1	TD+	WHOG	2	3		
2	3	RD+	WHGN	1	1		
3	2	TD-	OG	4	6		
4	6	RD-	GN	3	2		

CONNETTORE SCHERMATO / SHIELDED CONNECTOR

		A							
		M12				RJ45			
		M AX	M RD	F AX	F RD	M 273	F 593	RJ45	
B	RJ45		61	62	63	64	66	68	80
	M12	F 593		34	41	47	52	82	84
		M 273		32	39	45	50	89	
		F RD		30	37	43	48		
		F AX		29	36	42			
		M RD		28	35				
		M AX		27					

**COMPOSIZIONE CODICE / CODE COMPOSITION**

Tipologia cavo (vedi cod. in tabella) / Cable type (code like table)

Cod. (vedi tabella) / Code (like tab)

**AS-PLETH050/\*\*\* \***

lunghezza cavo / cable length  
 001 = 10 cm  
 010 = 1 m  
 100 = 10 m

**CONFIGURAZIONI AGGIUNTIVE / MORE CONFIGURATIONS**

X = ghiera inox / inox ring nut

#### CONFIGURAZIONI AGGIUNTIVE / MORE CONFIGURATIONS

Ghiera Inox AISI 304 / Inx AISI 304 Ring Nut min. 50 pcs **X**

SPECIFICHE TECNICHE M12	TECHNICAL SPECIFICATIONS M12
Normativa di riferimento	Reference standards IEC 61076-2-101
Corrente Nominale	Nominal Currents 4 A
Tensione Nominale	Nominal Voltage 250 V AC-DC
Grado di protezione	Protection Class IP67
Resistività di massa	Resistance ≤ 5mΩ
Temperatura di esercizio (connettore)	Working Temperature -20/+80°C Fix Install

#### ETHERNET 4 POLES (2 PAIR)

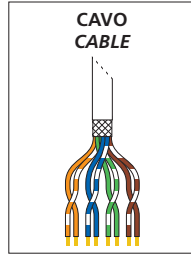
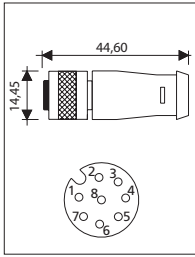
COD.	(F)	(M)
<b>SPECIFICHE CAVO / CABLE SPECIFICATIONS</b>	<b>CAVO PUR POSA FISSA / PUR FIXED INSTALL. CABLE</b>	<b>CAVO PUR POSA MOBILE / PUR DYNAMIC INSTALL. CABLE</b>
Sezioni / Sections	2 x 2 x 24AWG SN/ST	2 x 2 x 24AWG SN/ST
Diametri / Diameter	6.0 +/- 0.2	5.8 +/- 0.2
Guaina Esterna / Outer Jacket	PUR Green Ral 6016 Oil resistant STYLE 20549 Flam retardant FT1 Halogen Free	PUR Green Ral 6016 Oil resistant STYLE 20549 Flam retardant FT1 Halogen Free
Norme di riferimento / Reference standards	Desina CAT 5E	Desina CAT 5E
Caratteristiche elettriche / Electrical characteristics	Nominal capacity 50 pF/m Impedence 100 ohm +/- 15 Transmission speed up to 100 mt - 100 Mbit/s	Nominal capacity 50 pF/m Impedence 100 ohm +/- 15 Transmission speed up to 100 mt - 100 Mbit/s
Temperatura di lavoro / Work range	-40 / +80°C Static App.	-50 / +80°C Static App. -40 / +80°C Dynamic App.
Raggio di curvatura / Bending radius	8 x Ø esterno	10 x Ø esterno
Schermatura / Shield	I - in poliestere / alluminio II - A treccia - Copertura ≥ 85% Braided coverage ≥ 85%	I - in poliestere / alluminio II - A treccia - Copertura ≥ 90% Braided coverage ≥ 90%
Velocità di traslazione / Traslation's speed	---	200 m / min
Accelerazione / Acceleration	---	10 m / secq



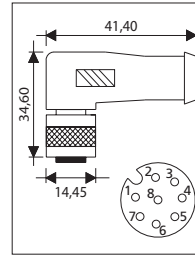
### ETHERNET

### ETHERNET

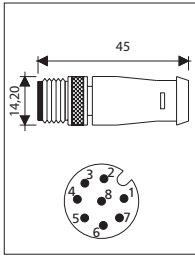
#### FEMMINA AX / FEMALE AX



#### FEMMINA RD / FEMALE RD



#### MASCHIO AX / MALE AX

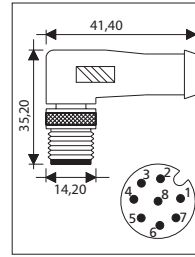


**TABELLA COLORI COLOURS TABLE**

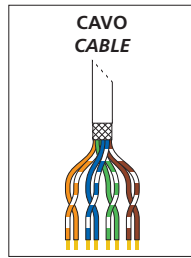
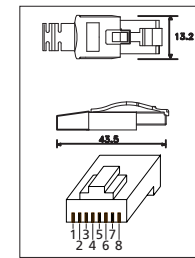
6	WHOG
4	OG
1	WHBU
7	BU
5	WHGN
8	GN
2	WHBN
3	BN

CONNETTORE SCHERMATO SHIELDED CONNECTOR

#### MASCHIO RD / MALE RD



#### RJ45



**TABELLA COLORI COLOURS TABLE**

1	WHOG
2	OG
5	WHBU
4	BU
3	WHGN
6	GN
7	WHBN
8	BN

CONNETTORE SCHERMATO SHIELDED CONNECTOR

**COMPOSIZIONE CODICE CODE COMPOSITION**

Tipologia cavo (vedi cod. in tabella) Cable type (code like table)

Cod. (vedi disegno) Code (like drawing)

AS-\*\*\*\*8ETH/050\*

lunghezza cavo cable length  
001 = 10 cm  
010 = 1 m  
100 = 10 m

**CONFIGURAZIONI AGGIUNTIVE MORE CONFIGURATIONS**

X = ghiera inox / inox ring nut

#### CONFIGURAZIONI AGGIUNTIVE / MORE CONFIGURATIONS

Ghiera Inox AISI 304 / Inx AISI 304 Ring Nut min. 50 pcs **X**

#### MATERIALI M12

Portacontatto in ABS V0 UL94 autoestinguente, contatto tornito in ottone dorato AU03, ghiera di tenuta meccanica in Ottone Nichelato, corpo in poliammide nero durezza shore 92H, o-ring di tenuta in Viton (solo x versione femmina).

#### MATERIALS M12

Contact plug in self-extinguishing ABS UL94, turned contact with gold plating AU03, metal ring nut in nickel-plated brass, body in black polyamide, shore hardness 92H, o-ring in Viton (only for female connector).

SPECIFICHE TECNICHE M12	TECHNICAL SPECIFICATIONS M12
Normativa di riferimento	Reference standards IEC 61076-2-101
Corrente Nominale	Nominal Currents 2 A
Tensione Nominale	Nominal Voltage 30 V AC-DC
Grado di protezione	Protection Class IP67
Resistività di massa	Resistance ≤ 5mΩ
Temperatura di esercizio (connettore)	Working Temperature -20/+80°C Fix Install

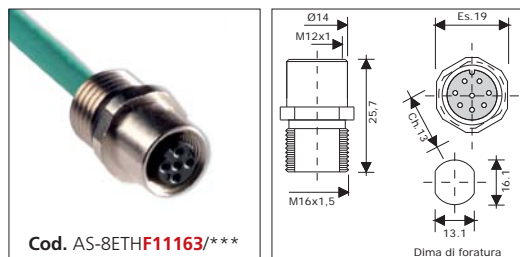
#### ETHERNET 8 POLES (4 PAIRS)

COD.	(F)	(M)
SPECIFICHE CAVO CABLE SPECIFICATIONS	CAVO PVC POSA FISSA PVC FIXED INSTALL. CABLE	CAVO PUR POSA MOBILE PUR DYNAMIC INSTALL. CABLE
Sezioni Sections	4 x 2 x 24AWG SN/ST	4 x 2 x 26AWG SN/ST
Diametri Diameter	6.3 +/- 0.2	6.6 +/- 0.2
Guaina Esterna Outer Jacket	PVC Green Ral 6016 Oil resistant STYLE 2571 Flam retardant FT1	PUR Green Ral 5021 Oil resistant STYLE 20233 Flam retardant FT1 Halogen Free
Norme di riferimento Reference standards	CAT 5E	CAT 5E
Caratteristiche elettriche Electrical characteristics	Nominal Capacity 50 pf/m Nominal Impedence 100 ohm +/- 15	Nominal Capacity 48 pf/m Nominal Impedence 100 ohm +/- 15
Temperatura di lavoro Work range	-30 / +80°C Static App.	-40 / +80°C Static App. -20 / +60°C Dynamic App.
Raggio di curvatura Bending radius	10 x Ø esterno	10 x Ø esterno
Schermatura Shield	A treccia - Copertura ≥ 85% Braided coverage ≥ 85%	A treccia - Copertura ≥ 85% Braided coverage ≥ 85%
Velocità di traslazione Traslotion's speed	---	200 m / min
Accelerazione Acceleration	---	10 m / secq

ETHERNET

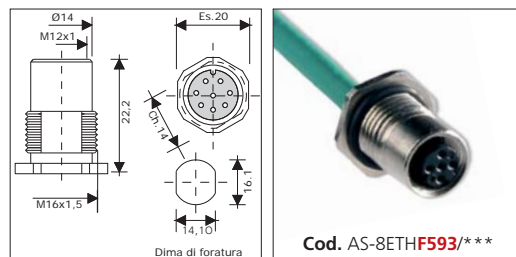
ETHERNET

**FEMMINA** montaggio frontale con cavo  
**FEMALE** front mounting with cable



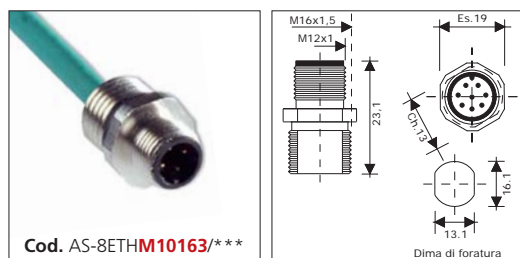
Cod. AS-8ETHF11163/\*\*\*

**FEMMINA** montaggio posteriore con cavo  
**FEMALE** rear mounting with cable



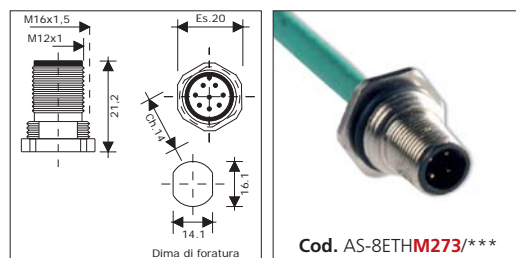
Cod. AS-8ETHF593/\*\*\*

**MASCHIO** montaggio frontale con cavo  
**MALE** front mounting with cable



Cod. AS-8ETHM10163/\*\*\*

**MASCHIO** montaggio posteriore con cavo  
**MALE** rear mounting with cable



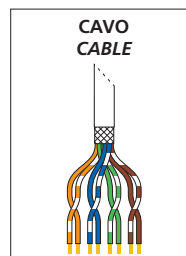
Cod. AS-8ETHM273/\*\*\*



TABELLA COLORI  
 COLOURS TABLE

6		WHOG
4		OG
1		WHBU
7		BU
5		WHGN
8		GN
2		WHBN
3		BN

CONNETTORE SCHERMATO  
 SHIELDED CONNECTOR



COMPOSIZIONE CODICE  
 CODE COMPOSITION

CONFIGURAZIONI  
 AGGIUNTIVE  
 MORE  
 CONFIGURATIONS

Tipologia cavo (vedi cod. in tabella)  
 Cable type (code like table)

Cod. (vedi disegno)  
 Code (like drawing)

AS-8ETH\*\*\*\*/050\*

lunghezza cavo  
 cable length  
 001 = 10 cm  
 010 = 1 m  
 100 = 10 m

X = ghiera inox / inox ring nut

NOTA: Il prodotto è completo di dado e o-ring per fissaggio al pannello.

NOTE: The product is sold with o-ring and fixing nut.

CONFIGURAZIONI AGGIUNTIVE / MORE CONFIGURATIONS

Ghiera Inox AISI 304 / Inox AISI 304 Ring Nut min. 50 pcs X

MATERIALI

Portacontatto in ABS V0 UL94 autoestinguente, contatto tornito in ottone dorato AU03, ghiera di tenuta meccanica in Ottone Nichelato, o-ring di tenuta in Viton (solo x versione femmina).

MATERIALS

Contact plug in self-extinguishing ABS UL94, turned contact with gold plating AU03, metal ring nut in nickel-plated brass, o-ring in Viton (only for female connector).

SPECIFICHE TECNICHE	TECHNICAL SPECIFICATIONS
Normativa di riferimento	Reference standards IEC 61076-2-101
Corrente Nominale	Nominal Currents 2 A
Tensione Nominale	Nominal Voltage 30 V AC-DC
Grado di protezione	Protection Class IP67
Resistività di massa	Resistance ≤ 5mΩ
Temperatura di esercizio (connettore)	Working Temperature -20/+80°C Fix Install

ETHERNET 8 POLES (4 PAIRS)

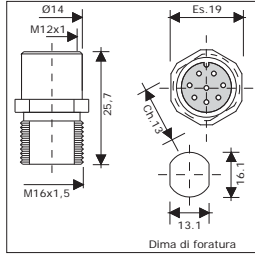
COD.	(F)	(M)
SPECIFICHE CAVO CABLE SPECIFICATIONS	CAVO PVC POSA FISSA PVC FIXED INSTALL. CABLE	CAVO PUR POSA MOBILE PUR DYNAMIC INSTALL. CABLE
Sezioni Sections	4 x 2 x 24AWG SNST	4 x 2 x 26AWG SNST
Diametri Diameter	6.3 +/- 0.2	6.6 +/- 0.2
Guaina Esterna Outer Jacket	PVC Green Ral 6016 Oil resistant STYLE 2571 Flam retardant FT1	PUR Green Ral 5021 Oil resistant STYLE 20233 Flam retardant FT1 Halogen Free
Norme di riferimento Reference standards	CAT 5E	CAT 5E
Caratteristiche elettriche Electrical characteristics	Nominal Capacity 50 pf/m Nominal Impedence 100 ohm +/- 15	Nominal Capacity 48 pf/m Nominal Impedence 100 ohm +/- 15
Temperatura di lavoro Work range	-30 / +80°C Static App.	-40 / +80°C Static App. -20 / +60°C Dynamic App.
Raggio di curvatura Bending radius	10 x Ø esterno	10 x Ø esterno
Schermatura Shield	A treccia - Copertura ≥ 85% Braided coverage ≥ 85%	A treccia - Copertura ≥ 85% Braided coverage ≥ 85%
Velocità di traslazione Traslation's speed	---	200 m / min
Accelerazione Acceleration	---	10 m / seq

### ETHERNET

### ETHERNET

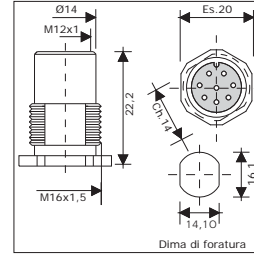
#### FEMMINA montaggio frontale con cavi unipolari

#### FEMALE front mounting single wire



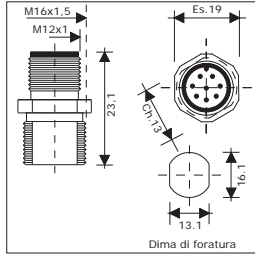
#### FEMMINA montaggio posteriore con cavi unipolari

#### FEMALE rear mounting single wire



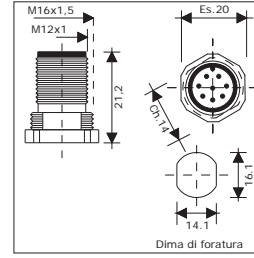
#### MASCHIO montaggio frontale con cavi unipolari

#### MALE front mounting single wire



#### MASCHIO montaggio posteriore con cavi unipolari

#### MALE rear mounting single wire



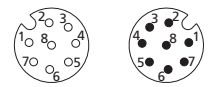
**COMPOSIZIONE CODICE**  
CODE COMPOSITION

Cod. (vedi disegno)  
Code (like drawing)

AS-8ETH\*\*\*\*/\*

**CONFIGURAZIONI AGGIUNTIVE**  
MORE CONFIGURATIONS

X = ghiera inox / inox ring nut



**TABELLA COLORI**  
COLOURS TABLE

6		WHOG
4		OG
1		WHBU
7		BU
5		WHGN
8		GN
2		WHBN
3		BN

**NOTA:** Il prodotto è completo di dado e o-ring per fissaggio al pannello.

**NOTE:** The product is sold with o-ring and fixing nut.

#### CONFIGURAZIONI AGGIUNTIVE / MORE CONFIGURATIONS

Ghiera Inox AISI 304 / Inox AISI 304 Ring Nut min. 50 pcs X

#### MATERIALI

Portacontatto in ABS V0 UL94 autoestinguento, contatto tornito in ottone dorato AU03, ghiera di tenuta meccanica in Ottone Nichelato, o-ring di tenuta in Viton (solo x versione femmina).

#### MATERIALS

Contact plug in self-extinguishing ABS UL94, turned contact with gold plating AU03, metal ring nut in nickel-plated brass, o-ring in Viton (only for female connector).

#### SPECIFICHE CAVI UNIPOLARI / SINGLE WIRE SPECIFICATION

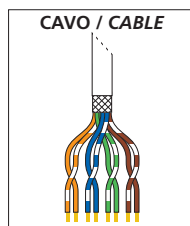

Guaina	Jacket	Poliiolefina / Polyolefin
Tensione	Voltage	300 V
Sezione	Section	1x2 x awg 24/26 (twisted pair)
Ø Esterno	Ø External	1.90 +/- 0.1
Temperatura	Temperature	+5/+70°C

#### SPECIFICHE TECNICHE / TECHNICAL SPECIFICATIONS

Normativa di riferimento	Reference standards	IEC 61076-2-101
Corrente Nominale	Nominal Currents	2 A
Tensione Nominale	Nominal Voltage	30 V AC-DC
Grado di protezione	Protection Class	IP67
Resistività di massa	Resistance	≤ 5mΩ
Temperatura di esercizio (connettore)	Working Temperature	-20/+80°C Fix Install

ETHERNET

ETHERNET



**PROLUNGHE DIRITTE / LINE EXTENDERS**

A		B	
M 12	RJ45	M12	RJ45
6	1	6	1
4	2	4	2
1	5	1	5
7	4	7	4
5	3	5	3
8	6	8	6
2	7	2	7
3	8	3	8

CONNETTORE SCHERMATO / SHIELDED CONNECTOR

		A						
		M12						RJ 45
		M AX	M RD	F AX	F RD	M 273	F 593	RJ 45
B	RJ 45	53	54	55	56	58	60	69
	F 593	08	15	21	26	71	73	
	M 273	06	13	19	24	78		
	F RD	04	11	17	22			
	F AX	03	10	16				
	M RD	02	09					
	M AX	01						

**COMPOSIZIONE CODICE / CODE COMPOSITION**

Tipologia cavo (vedi cod. in tabella)  
Cable type (code like table)

Cod. (vedi tabella)  
Code (like tab)

**AS-PL8ETH050/\*\*\* \***

lunghezza cavo  
cable length  
001 = 10 cm  
010 = 1 m  
100 = 10 m

**CONFIGURAZIONI AGGIUNTIVE / MORE CONFIGURATIONS**

X = ghiera inox / inox ring nut

**ETHERNET 8 POLES (4 PAIRS)**

COD.	(F)	(M)
<b>SPECIFICHE CAVO / CABLE SPECIFICATIONS</b>	<b>CAVO PVC POSA FISSA / PVC FIXED INSTALL. CABLE</b>	<b>CAVO PUR POSA MOBILE / PUR DYNAMIC INSTALL. CABLE</b>
Sezioni / Sections	4 x 2 x 24AWG SNVST	4 x 2 x 26AWG SNVST
Diametri / Diameter	6.3 +/- 0.2	6.6 +/- 0.2
Guaina Esterna / Outer Jacket	PVC Green Ral 6016 Oil resistant STYLE 2571 Flam retardant FT1	PUR Green Ral 5021 Oil resistant STYLE 20233 Flam retardant FT1 Halogen Free
Norme di riferimento / Reference standards	<b>RU</b> CAT 5E	<b>RU</b> CAT 5E
Caratteristiche elettriche / Electrical characteristics	Nominal Capacity 50 pF/m Nominal Impedance 100 ohm +/- 15	Nominal Capacity 48 pF/m Nominal Impedance 100 ohm +/- 15
Temperatura di lavoro / Work range	-30 / +80°C Static App.	-40 / +80°C Static App. -20 / +60°C Dynamic App.
Raggio di curvatura / Bending radius	10 x Ø esterno	10 x Ø esterno
Schermatura / Shield	A treccia - Copertura ≥ 85% Braided coverage ≥ 85%	A treccia - Copertura ≥ 85% Braided coverage ≥ 85%
Velocità di traslazione / Traslotion's speed	---	200 m / min
Accelerazione / Acceleration	---	10 m / secq

**CONFIGURAZIONI AGGIUNTIVE / MORE CONFIGURATIONS**

Ghiera Inox AISI 304 / Inox AISI 304 Ring Nut min. 50 pcs X

SPECIFICHE TECNICHE M12	TECHNICAL SPECIFICATIONS M12
Normativa di riferimento	Reference standards IEC 61076-2-101
Corrente Nominale	Nominal Currents 2 A
Tensione Nominale	Nominal Voltage 30 V AC-DC
Grado di protezione	Protection Class IP67
Resistività di massa	Resistance ≤ 5mΩ
Temperatura di esercizio (connettore)	Working Temperature -20/+80°C Fix Install

PROFINET

ETHERCAT

PROFINET

ETHERCAT

# Connettori e Prolunghe per Reti Profinet / Ethercat

*Connectors and extenders  
for Profinet / Ethercat networks*



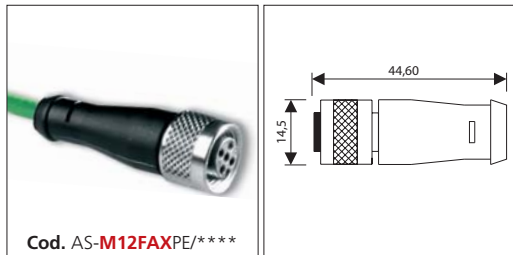
PROFINET

PROFINET

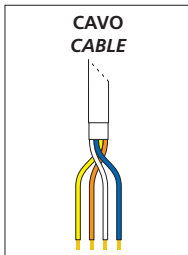
ETHERCAT

ETHERCAT

### FEMMINA AX / FEMALE AX

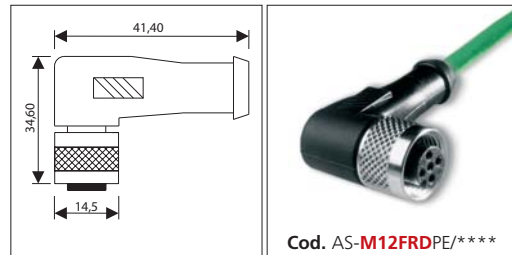


Cod. AS-M12FAXPE/\*\*\*\*




CAVO  
CABLE

### FEMMINA RD / FEMALE RD



Cod. AS-M12FRDPE/\*\*\*\*

### MASCHIO AX / MALE AX



Cod. AS-M12MAXPE/\*\*\*\*


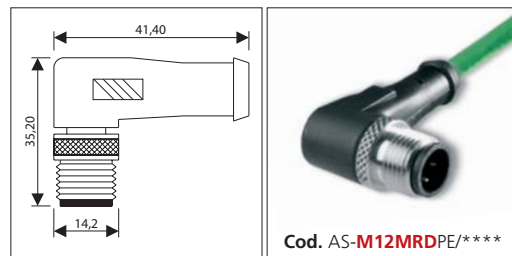


TABELLA COLORI  
COLOURS TABLE

1	TD+	YE
3	TD-	OG
2	RD+	WH
4	RD-	BU

CONNETTORE SCHERMATO  
SHIELDED CONNECTOR

### MASCHIO RD / MALE RD



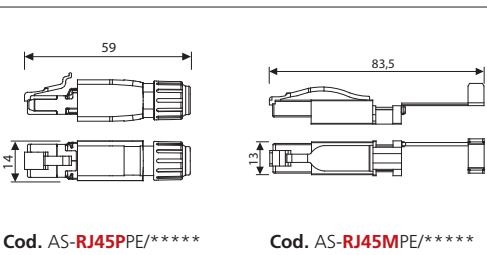
Cod. AS-M12MRDPE/\*\*\*\*

### RJ45 PLASTIC AND METAL



Cod. AS-RJ45PE/\*\*\*\*\*

Cod. AS-RJ45MPE/\*\*\*\*\*



Cod. AS-RJ45PE/\*\*\*\*\*

Cod. AS-RJ45MPE/\*\*\*\*\*

TABELLA COLORI  
COLOURS TABLE

1	TD+	YE
2	TD-	OG
3	RD+	WH
6	RD-	BU

CONNETTORE SCHERMATO  
SHIELDED CONNECTOR

#### COMPOSIZIONE CODICE CODE COMPOSITION

Tipologia cavo (vedi cod. in tabella)  
Cable type (code like table)  
Cod. (vedi disegno)  
Code (like drawing)

AS-\*\*\*\*PE/050\*

lunghezza cavo  
cable length  
001 = 10 cm  
010 = 1 m  
100 = 10 m

#### CONFIGURAZIONI AGGIUNTIVE MORE CONFIGURATIONS

X = ghiera inox / inox ring nut

#### CONFIGURAZIONI AGGIUNTIVE / MORE CONFIGURATIONS

Ghiera Inox AISI 304 / Inox AISI 304 Ring Nut min. 50 pcs **X**

#### MATERIALI M12

Portacontatto in ABS V0 UL94 autoestinguente, contatto tornito in ottone dorato AU03 (maschio) o stampato in bronzo fosforoso e doratura gold flash (femmina), ghiera di tenuta meccanica in Ottone Nichelato, corpo in poliammide nero durezza shore 92H. O-ring di tenuta in Viton (femmina)

#### MATERIALS M12

Contact plug in self-extinguishing ABS UL94, turned contact with gold plating AU03 (male) or phosphorous bronze contact with gold flash (female), metal ring nut in nickel-plated brass, body in black polyamide, shore hardness 92H. O-ring in Viton (female).

#### SPECIFICHE TECNICHE M12

#### TECHNICAL SPECIFICATIONS M12

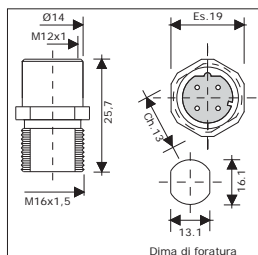
Normativa di riferimento	Reference standards	IEC 61076-2-101
Corrente Nominale	Nominal Currents	4 A
Tensione Nominale	Nominal Voltage	250 V AC-DC
Grado di protezione	Protection Class	IP67
Resistività di massa	Resistance	≤ 5mΩ
Temperatura di esercizio (connettore)	Working Temperature	-20/+80°C Fix Install

### PROFINET / ETHERCAT

COD.	(F)	(M)
SPECIFICHE CAVO CABLE SPECIFICATIONS	CAVO PVC POSA FISSA PVC FIXED INSTALL. CABLE	CAVO PUR POSA Dynamic PUR DYNAMIC INSTALL. CABLE
Sezioni Sections	2 x 2 x 22AWG Q-R SN/ST	2 x 2 x 22AWG Q-R SN/ST
Diametri Diameter	6.5 +/- 0.2	6.5 +/- 0.2
Guaina Esterna Outer Jacket	PVC Green Ral 6018 Oil resistant STYLE 2502 Flam retardant	PUR Green Ral 6018 Oil resistant STYLE 20554 Flam retardant Halogen Free
Norme di riferimento Reference standards	CAT 5E	CAT 5E
Caratteristiche elettriche Electrical characteristics	Nomical capacity 46pF/mt Nominal Impedence 100 ohm +/- 15 Transmission speed up to 100 mt - 100 Mbit/s	Nomical capacity 46pF/mt Nominal Impedence 100 ohm +/- 15 Transmission speed up to 100 mt - 100 Mbit/s
Temperatura di lavoro Work range	-30 / +80°C Static App.	-30 / +80°C Static App. -15 / +70°C Dynamic App.
Raggio di curvatura Bending radius	6 x Ø esterno Static App.	6 x Ø esterno Static App. 10 x Ø esterno Dynamic App.
Schermatura Shield	I - in poliestere / alluminium sulle coppie II - A treccia - Copertura ≥ 85% Braided coverage ≥ 85%	I - in poliestere / alluminium sulle coppie II - A treccia - Copertura ≥ 85% Braided coverage ≥ 85%
Velocità di traslazione Traslation's speed	---	200 m / min
Accelerazione Acceleration	---	10 m / secq

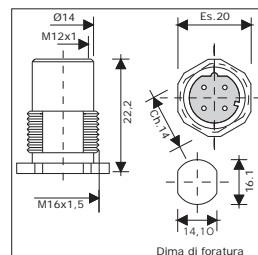
### FEMMINA montaggio frontale con cavo

#### FEMALE front mounting with cable



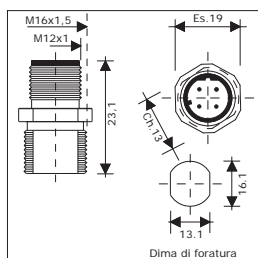
### FEMMINA montaggio posteriore con cavo

#### FEMALE rear mounting with cable



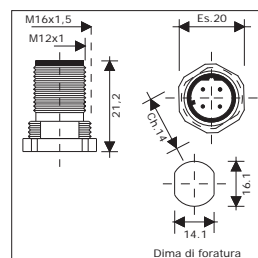
### MASCHIO montaggio frontale con cavo

#### MALE front mounting with cable



### MASCHIO montaggio posteriore con cavo

#### MALE rear mounting with cable



COMPOSIZIONE CODICE CODE COMPOSITION	CONFIGURAZIONI AGGIUNTIVE MORE CONFIGURATIONS
Tipologia cavo (vedi cod. in tabella) Cable type (code like table) Cod. (vedi disegno) Code (like drawing)	
AS-PE****/050*	
lunghezza cavo cable lenght 001 = 10 cm 010 = 1 m 100 = 10 m	X = ghiera inox / inox ring nut

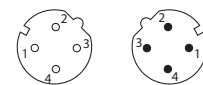
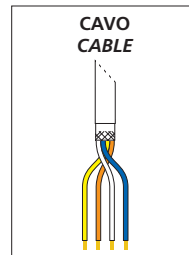


TABELLA COLORI COLOURS TABLE			
1	TD+		YE
3	TD-		OG
2	RD+		WH
4	RD-		BU

CONNETTORE SCHERMATO  
SHIELDED CONNECTOR

**NOTA:** Il prodotto è completo di dado e o-ring per fissaggio al pannello.

**NOTE:** The product is sold with o-ring and fixing nut.

#### CONFIGURAZIONI AGGIUNTIVE / MORE CONFIGURATIONS

Ghiera Inox AISI 304 / Inox AISI 304 Ring Nut min. 50 pcs **X**

#### MATERIALI

Portacontatto in ABS V0 UL94 autoestinguente, contatto tornito in ottone dorato AU03 (maschio) o stampato in bronzo fosforoso e doratura gold flash (femmina), ghiera di tenuta meccanica in Ottone Nichelato. O-ring di tenuta in Viton (femmina)

#### MATERIALS

Contact plug in self-extinguishing ABS UL94, turned contact with gold plating AU03 (male) or phosphorous bronze contact with gold flash (female), metal ring nut in nickel-plated brass. O-ring in Viton (female).

SPECIFICHE TECNICHE	TECHNICAL SPECIFICATIONS	
Normativa di riferimento	Reference standards	IEC 61076-2-101
Corrente Nominale	Nominal Currents	4 A
Tensione Nominale	Nominal Voltage	250 V AC-DC
Grado di protezione	Protection Class	IP67
Resistività di massa	Resistance	≤ 5mΩ
Temperatura di esercizio (connettore)	Working Temperature	-20/+80°C Fix Install

#### PROFINET / ETHERCAT

COD.	(F)	(M)
SPECIFICHE CAVO CABLE SPECIFICATIONS	CAVO PVC POSA FISSA PVC FIXED INSTALL. CABLE	CAVO PUR POSA Dynamic PUR DYNAMIC INSTALL. CABLE
Sezioni Sections	2 x 2 x 22AWG Q-R SN/ST	2 x 2 x 22AWG Q-R SN/ST
Diametri Diameter	6.5 +/- 0.2	6.5 +/- 0.2
Guaina Esterna Outer Jacket	PVC Green Ral 6018 Oil resistant STYLE 2502 Flam retardant	PUR Green Ral 6018 Oil resistant STYLE 20554 Flam retardant Halogen Free
Norme di riferimento Reference standards		
Caratteristiche elettriche Electrical characteristics	Nomical capacity 46pF/mt Nominal Impedence 100 ohm +/- 15 Transmission speed up to 100 mt - 100 Mbit/s	Nomical capacity 46pF/mt Nominal Impedence 100 ohm +/- 15 Transmission speed up to 100 mt - 100 Mbit/s
Temperatura di lavoro Work range	-30 / +80°C Static App.	-30 / +80°C Static App. -15 / +70°C Dynamic App.
Raggio di curvatura Bending radius	6 x Ø esterno Static App.	6 x Ø esterno Static App. 10 x Ø esterno Dynamic App.
Schermatura Shield	I - in poliestere / alluminio sulle coppie II - A treccia - Copertura ≥ 85% Braided coverage ≥ 85%	I - in poliestere / alluminio sulle coppie II - A treccia - Copertura ≥ 85% Braided coverage ≥ 85%
Velocità di traslazione Traslation's speed	---	200 m / min
Accelerazione Acceleration	---	10 m / secq

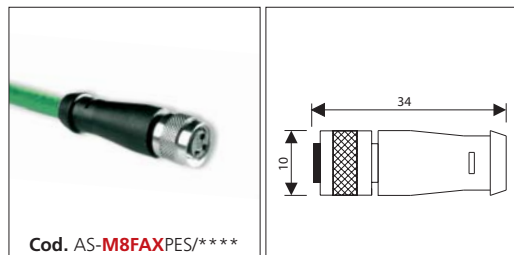
PROFINET

ETHERCAT

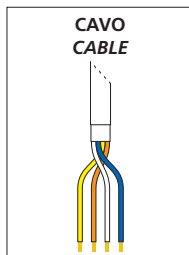
PROFINET

ETHERCAT

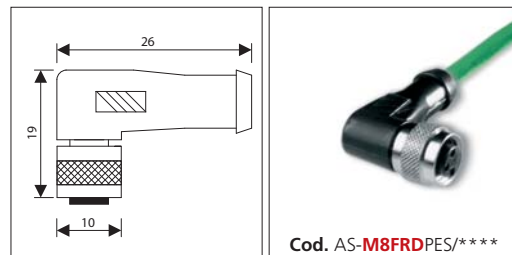
**FEMMINA AX / FEMALE AX**



Cod. AS-M8FAXPES/\*\*\*\*




**FEMMINA RD / FEMALE RD**



Cod. AS-M8FRDPES/\*\*\*\*

**MASCHIO AX / MALE AX**



Cod. AS-M8MAXPES/\*\*\*\*

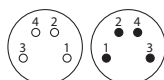
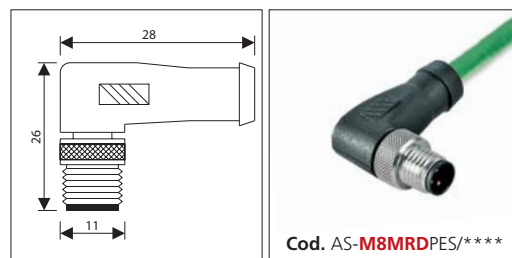


TABELLA COLORI  
COLOURS TABLE

1	TD+	YE
3	TD-	OG
2	RD+	WH
4	RD-	BU

CONNETTORE SCHERMATO  
SHIELDED CONNECTOR

**MASCHIO RD / MALE RD**



Cod. AS-M8MRDPES/\*\*\*\*

**RJ45**



Cod. AS-RJ45PES/\*\*\*\*

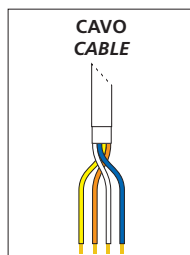
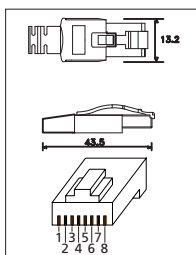


TABELLA COLORI  
COLOURS TABLE

1	TD+	YE
2	TD-	OG
3	RD+	WH
6	RD-	BU

CONNETTORE SCHERMATO  
SHIELDED CONNECTOR

**COMPOSIZIONE CODICE / CODE COMPOSITION**

Tipologia cavo (vedi cod. in tabella)  
Cable type (code like table)

Cod. (vedi disegno)  
Code (like drawing)

**AS-\*\*\*\*PES/050\***

lunghezza cavo  
cable length  
001 = 10 cm  
010 = 1 m  
100 = 10 m

**CONFIGURAZIONI AGGIUNTIVE / MORE CONFIGURATIONS**

X = ghiera inox / inox ring nut

**CONFIGURAZIONI AGGIUNTIVE / MORE CONFIGURATIONS**

Ghiera Inox AISI 304 / Innox AISI 304 Ring Nut	min. 50 pcs	X
--	-------------	---

**MATERIALI M12**

Portacontatto in ABS V0 UL94 autoestinguente, contatto tornito in ottone dorato AU03 (maschio) o stampato in bronzo fosforoso e doratura gold flash (femmina), ghiera di tenuta meccanica in Ottone Nichelato, corpo in poliammide nero durezza shore 92H. O-ring di tenuta in Viton (femmina)

**MATERIALS M12**

Contact plug in self-extinguishing ABS UL94, turned contact with gold plating AU03 (male) or phosphorouse bronze contact with gold flash (female), metal ring nut in nickel-plated brass, body in black polyamide, shore hardness 92H. O-ring in Viton (female).

SPECIFICHE TECNICHE M12	TECHNICAL SPECIFICATIONS M12
Normativa di riferimento	Reference standards IEC 61076-2-101
Corrente Nominale	Nominal Currents 4 A
Tensione Nominale	Nominal Voltage 250 V AC-DC
Grado di protezione	Protection Class IP67
Resistività di massa	Resistance ≤ 5mΩ
Temperatura di esercizio (connettore)	Working Temperature -20/+80°C Fix Install

**PROFINET / ETHERCAT**

COD.	(FS)	(MS)
<b>SPECIFICHE CAVO / CABLE SPECIFICATIONS</b>	<b>CAVO PVC POSA FISSA / PVC FIXED INSTALL. CABLE</b>	<b>CAVO PUR POSA Dynamic / PUR DYNAMIC INSTALL. CABLE</b>
Sezioni / Sections	2 x 2 x 24AWG Q-R SN/ST	2 x 2 x 24AWG Q-R SN/ST
Diametri / Diameter	5,4 +/- 0,2	5,4 +/- 0,2
Guaina Esterna / Outer Jacket	PVC Green Ral 6018 Oil resistant STYLE 2502 Flam retardant	PUR Green Ral 6018 Oil resistant STYLE 20236 Flam retardant Halogen Free
Norme di riferimento / Reference standards	CAT 5E	CAT 5E
Caratteristiche elettriche / Electrical characteristics	Nomical capacity 56pF/mt Nominal Impedence 100 ohm +/- 15	Nomical capacity 56pF/mt Nominal Impedence 100 ohm +/- 15
Temperatura di lavoro / Work range	-30 / +80°C Static App.	-40 / +80°C Static App. -15 / +70°C Dynamic App.
Raggio di curvatura / Bending radius	7,5 x Ø esterno	7,5 x Ø esterno
Schermatura / Shield	I - in poliestere / aluminium sulle coppie II - A treccia - Copertura ≥ 85% Braided coverage ≥ 85%	I - in poliestere / aluminium sulle coppie II - A treccia - Copertura ≥ 85% Braided coverage ≥ 85%
Velocità di traslazione / Traslacion's speed	---	300 m / min
Accelerazione / Acceleration	---	50 m / secq



PROFINET

PROFINET

ETHERCAT

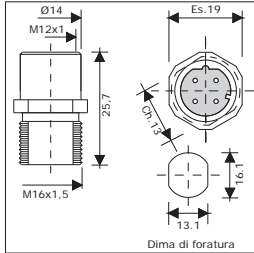
ETHERCAT

### FEMMINA montaggio frontale con cavo

#### FEMALE front mounting with cable

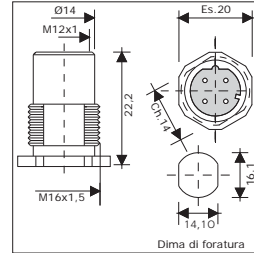


Cod. AS-PESF1163/\*\*\*



### FEMMINA montaggio posteriore con cavo

#### FEMALE rear mounting with cable



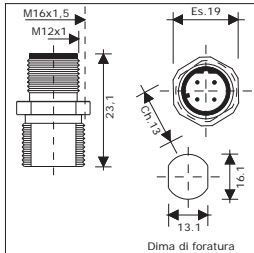
Cod. AS-PESF593/\*\*\*

### MASCHIO montaggio frontale con cavo

#### MALE front mounting with cable

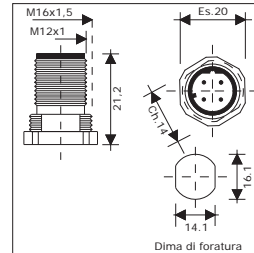


Cod. AS-PESM10163/\*\*\*



### MASCHIO montaggio posteriore con cavo

#### MALE rear mounting with cable



Cod. AS-PESM273/\*\*\*

COMPOSIZIONE CODICE CODE COMPOSITION	CONFIGURAZIONI AGGIUNTIVE MORE CONFIGURATIONS
Tipologia cavo (vedi cod. in tabella) Cable type (code like table) Cod. (vedi disegno) Code (like drawing)	
AS-PES*****/050**	
lunghezza cavo cable length 001 = 10 cm 010 = 1 m 100 = 10 m	X = ghiera inox / inox ring nut

**NOTA:** Il prodotto è completo di dado e o-ring per fissaggio al pannello.

**NOTE:** The product is sold with o-ring and fixing nut.

#### CONFIGURAZIONI AGGIUNTIVE / MORE CONFIGURATIONS

Ghiera Inox AISI 304 / Inox AISI 304 Ring Nut min. 50 pcs **X**

#### MATERIALI

Portacontatto in ABS V0 UL94 autoestinguente, contatto tornito in ottone dorato AU03 (maschio) o stampato in bronzo fosforoso e doratura gold flash (femmina), ghiera di tenuta meccanica in Ottone Nichelato. O-ring di tenuta in Viton (femmina)

#### MATERIALS

Contact plug in self-extinguishing ABS UL94, turned contact with gold plating AU03 (male) or phosphorous bronze contact with gold flash (female), metal ring nut in nickel-plated brass. O-ring in Viton (female).

SPECIFICHE TECNICHE	TECHNICAL SPECIFICATIONS
Normativa di riferimento	Reference standards IEC 61076-2-101
Corrente Nominale	Nominal Currents 4 A
Tensione Nominale	Nominal Voltage 250 V AC-DC
Grado di protezione	Protection Class IP67
Resistività di massa	Resistance ≤ 5mΩ
Temperatura di esercizio (connettore)	Working Temperature -20/+80°C Fix Install

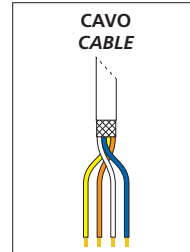
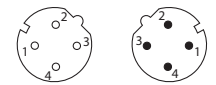


TABELLA COLORI COLOURS TABLE		
1	TD+	YE
3	TD-	OG
2	RD+	WH
4	RD-	BU

CONNETTORE SCHERMATO  
SHIELDED CONNECTOR

### PROFINET / ETHERCAT

COD.	(FS)	(MS)
<b>SPECIFICHE CAVO CABLE SPECIFICATIONS</b>	<b>CAVO PVC POSA FISSA PVC FIXED INSTALL. CABLE</b>	<b>CAVO PUR POSA Dynamic PUR DYNAMIC INSTALL. CABLE</b>
Sezioni Sections	2 x 2 x 24AWG Q-R SNST	2 x 2 x 24AWG Q-R SNST
Diametri Diameter	5.4 +/- 0.2	5.4 +/- 0.2
Guaina Esterna Outer Jacket	PVC Green Ral 6018 Oil resistant STYLE 2502 Flam retardant	PUR Green Ral 6018 Oil resistant STYLE 20236 Flam retardant Halogen Free
Norme di riferimento Reference standards	CAT 5E	CAT 5E
Caratteristiche elettriche Electrical characteristics	Nomical capacity 56pF/mt Nominal Impedence 100 ohm +/- 15	Nomical capacity 56pF/mt Nominal Impedence 100 ohm +/- 15
Temperatura di lavoro Work range	-30 / +80°C Static App.	-40 / +80°C Static App. -15 / +70°C Dynamic App.
Raggio di curvatura Bending radius	7.5 x Ø esterno	7.5 x Ø esterno
Schermatura Shield	I - in poliestere / aluminium sulle coppie II - A treccia - Copertura ≥ 85% Braided coverage ≥ 85%	I - in poliestere / aluminium sulle coppie II - A treccia - Copertura ≥ 85% Braided coverage ≥ 85%
Velocità di traslazione Traslation's speed	---	300 m / min
Accelerazione Acceleration	---	50 m / secq

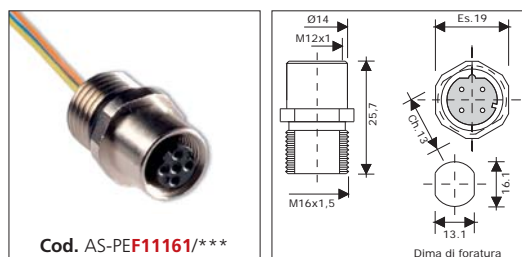
PROFINET

ETHERCAT

PROFINET

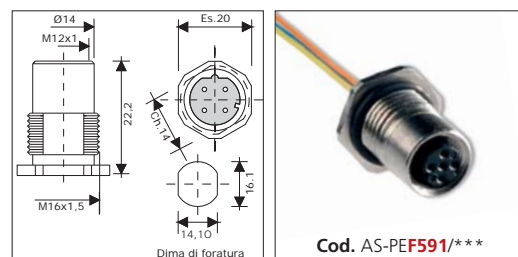
ETHERCAT

**FEMMINA** montaggio frontale con cavi unipolari  
**FEMALE** front mounting single wire



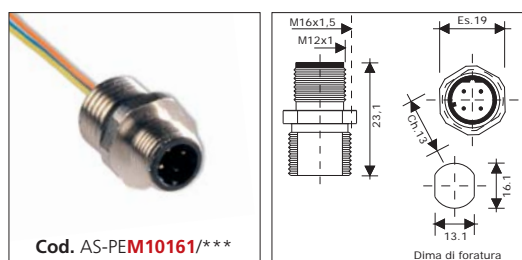
Cod. AS-PEF11161/\*\*\*

**FEMMINA** montaggio posteriore con cavi unipolari  
**FEMALE** rear mounting single wire



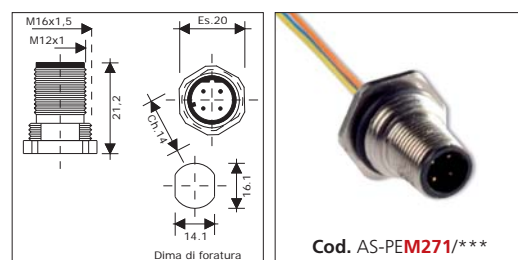
Cod. AS-PEF591/\*\*\*

**MASCHIO** montaggio frontale con cavi unipolari  
**MALE** front mounting single wire



Cod. AS-PEM10161/\*\*\*

**MASCHIO** montaggio posteriore con cavi unipolari  
**MALE** rear mounting single wire



Cod. AS-PEM271/\*\*\*



COMPOSIZIONE CODICE CODE COMPOSITION	CONFIGURAZIONI AGGIUNTIVE MORE CONFIGURATIONS
Cod. (vedi disegno) Code (like drawing)	
AS-PE*****/*	X = ghiera inox / inox ring nut

TABELLA COLORI COLOURS TABLE		
1	TD+	YE
3	TD-	OG
2	RD+	WH
4	RD-	BU
CONNETTORE SCHERMATO SHIELDED CONNECTOR		

**NOTA:** Il prodotto è completo di dado e o-ring per fissaggio al pannello.  
**NOTE:** The product is sold with o-ring and fixing nut.

**CONFIGURAZIONI AGGIUNTIVE / MORE CONFIGURATIONS**  
 Ghiera Inox / Inox Ring Nut min. 50 pcs X

**MATERIALI**  
 Portacontatto in ABS V0 UL94 autoestinguente, contatto tornito in ottone dorato AU03 (maschio) o stampato in bronzo fosforoso e doratura gold flash (femmina), ghiera di tenuta meccanica in Ottone Nichelato. O-ring di tenuta in Viton (femmina)

**MATERIALS**  
 Contact plug in self-extinguishing ABS UL94, turned contact with gold plating AU03 (male) or phosphorous bronze contact with gold flash (female), metal ring nut in nickel-plated brass. O-ring in Viton (female).

SPECIFICHE CAVI UNIPOLARI / SINGLE WIRE SPECIFICATION		
Lunghezza Standard	Standard Length	0,5 mt
Normativa	Reference	UL-AWM/style 1213 MIL-W-16878/4 (type E) NEMA HP3-EXBEB
Guaina	Jacket	PTFE
Tensione	Voltage	600 V
Sezione	Section	24AWG
Ø Esterno	Ø External	1.15 +/- 0.1
Temperatura	Temperature	-60/+200°C

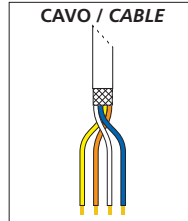

SPECIFICHE TECNICHE TECHNICAL SPECIFICATIONS		
Normativa di riferimento	Reference standards	IEC 61076-2-101
Corrente Nominale	Nominal Currents	4 A
Tensione Nominale	Nominal Voltage	250 V AC-DC
Grado di protezione	Protection Class	IP67
Resistività di massa	Resistance	≤ 5mΩ
Temperatura di esercizio (connettore)	Working Temperature	-20/+80°C Fix Install

PROFINET

PROFINET

ETHERCAT

ETHERCAT



PROLUNGHE DIRITTE / LINE EXTENDERS							
A				B			
M 12	RJ45			M 12	RJ45		
1	1	TD+	YE	1	1		
3	2	TD-	OG	3	2		
2	3	RD+	WH	2	3		
4	6	RD-	BU	4	6		

CONNETTORE SCHERMATO / SHIELDED CONNECTOR

		A								
		M12					RJ45			
		M AX	M RD	F AX	F RD	M 273	F 593	RJ 45		
B	RJ 45		53P 53M	54P 54M	55P 55M	56P 56M	58P 58M	60P 60M	69P 69M	
	M12	F 593		08	15	21	26	71	73	
		M 273		06	13	19	24	78		
		F RD		04	11	17	22			
		F AX		03	10	16				
		M RD		02	09					
		M AX		01						

**COMPOSIZIONE CODICE / CODE COMPOSITION**

Tipologia cavo (vedi cod. in tabella) / Cable type (code like table)

Cod. (vedi tabella) / Code (like tab)

**AS-PLPE050/\*\*\***

lunghezza cavo / cable length  
 001 = 10 cm  
 010 = 1 m  
 100 = 10 m

**CONFIGURAZIONI AGGIUNTIVE / MORE CONFIGURATIONS**

X = ghiera inox / inox ring nut

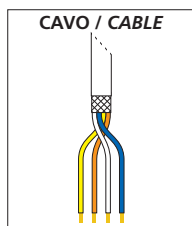

### CONFIGURAZIONI AGGIUNTIVE / MORE CONFIGURATIONS

Ghiera Inox / Inox Ring Nut min. 50 pcs **X**

SPECIFICHE TECNICHE M12	TECHNICAL SPECIFICATIONS M12
Normativa di riferimento	Reference standards IEC 61076-2-101
Corrente Nominale	Nominal Currents 4 A
Tensione Nominale	Nominal Voltage 250 V AC-DC
Grado di protezione	Protection Class IP67
Resistività di massa	Resistance ≤ 5mΩ
Temperatura di esercizio (connettore)	Working Temperature -20/+80°C Fix Install

### PROFINET / ETHERCAT

COD.	(F)	(M)
<b>SPECIFICHE CAVO / CABLE SPECIFICATIONS</b>	<b>CAVO PVC POSA FISSA / PVC FIXED INSTALL. CABLE</b>	<b>CAVO PUR POSA Dynamic / PUR DYNAMIC INSTALL. CABLE</b>
Sezioni / Sections	2 x 2 x 22AWG Q-R SNVST	2 x 2 x 22AWG Q-R SNVST
Diametri / Diameter	6.5 +/- 0.2	6.5 +/- 0.2
Guaina Esterna / Outer Jacket	PVC Green Ral 6018 Oil resistant STYLE 2502 Flam retardant	PUR Green Ral 6018 Oil resistant STYLE 20554 Flam retardant Halogen Free
Norme di riferimento / Reference standards		
Caratteristiche elettriche / Electrical characteristics	Nominal capacity 46pF/mt Nominal Impedence 100 ohm +/- 15 Transmission speed up to 100 mt - 100 Mbit/s	Nominal capacity 46pF/mt Nominal Impedence 100 ohm +/- 15 Transmission speed up to 100 mt - 100 Mbit/s
Temperatura di lavoro / Work range	-30 / +80°C Static App.	-30 / +80°C Static App. -15 / +70°C Dynamic App.
Raggio di curvatura / Bending radius	6 x Ø esterno Static App.	6 x Ø esterno Static App. 10 x Ø esterno Dynamic App.
Schermatura / Shield	I - in poliestere / alluminium sulle coppie II - A treccia - Copertura ≥ 85% Braided coverage ≥ 85%	I - in poliestere / alluminium sulle coppie II - A treccia - Copertura ≥ 85% Braided coverage ≥ 85%
Velocità di traslazione / Traslation's speed	---	200 m / min
Accelerazione / Acceleration	---	10 m / secq



### PROLUNGHE DIRITTE / LINE EXTENDERS

		A			B		
M 8	M 12	RJ45		M 8	M 12	RJ45	
1	1	1	TD+	YE	1	1	
4	3	2	TD-	OG	4	3	
2	2	3	RD+	WH	2	2	
3	4	6	RD-	BU	3	4	

CONNETTORE SCHERMATO / SHIELDED CONNECTOR

		A										
		M8				M12				RJ45		
		M AX	M RD	F AX	F RD	M AX	M RD	F AX	F RD	M 273	F 593	RJ 45
RJ 45	RJ 45	95P 95M	98P 98M	96P 96M	97P 97M	53P 53M	54P 54M	55P 55M	56P 56M	58P 58M	60P 60M	69P 69M
	F 593	91	94	100	99	08	15	21	26	71	73	
	M 273	83	86	89	92	06	13	19	24	78		
	F RD	47	50	81	84	04	11	17	22			
M12	F AX	43	46	49	80	03	10	16				
	M RD	39	42	45	48	02	09					
	M AX	34	38	41	44	01						
M8	F RD	30	33	37	40							
	F AX	29	32	36								
	M RD	28	31									
	M AX	27										

**COMPOSIZIONE CODICE / CODE COMPOSITION**

Tipologia cavo (vedi cod. in tabella)  
Cable type (code like table)

Cod. (vedi tabella)  
Code (like tab)

**AS-PLPES050/\*\*\* \***

lunghezza cavo  
cable length  
001 = 10 cm  
010 = 1 m  
100 = 10 m

**CONFIGURAZIONI AGGIUNTIVE / MORE CONFIGURATIONS**

X = ghiera inox / inox ring nut

### PROFINET / ETHERCAT

COD.	(FS)	(MS)
<b>SPECIFICHE CAVO / CABLE SPECIFICATIONS</b>	<b>CAVO PVC POSA FISSA / PVC FIXED INSTALL. CABLE</b>	<b>CAVO PUR POSA Dynamic / PUR DYNAMIC INSTALL. CABLE</b>
Sezioni / Sections	2 x 2 x 24AWG Q-R SNST	2 x 2 x 24AWG Q-R SNST
Diametri / Diameter	5.4 +/- 0.2	5.4 +/- 0.2
Guaina Esterna / Outer Jacket	PVC Green Ral 6018 Oil resistant STYLE 2502 Flam retardant	PUR Green Ral 6018 Oil resistant STYLE 20236 Flam retardant Halogen Free
Norme di riferimento / Reference standards	CAT 5E	CAT 5E
Caratteristiche elettriche / Electrical characteristics	Nomical capacity 56pF/mt Nominal Impedence 100 ohm +/- 15	Nomical capacity 56pF/mt Nominal Impedence 100 ohm +/- 15
Temperatura di lavoro / Work range	-30 / +80°C Static App.	-40 / +80°C Static App. -15 / +70°C Dynamic App.
Raggio di curvatura / Bending radius	7.5 x Ø esterno	7.5 x Ø esterno
Schermatura / Shield	I - in poliestere / alluminio sulle coppie II - A treccia - Copertura ≥ 85% Braided coverage ≥ 85%	I - in poliestere / alluminio sulle coppie II - A treccia - Copertura ≥ 85% Braided coverage ≥ 85%
Velocità di traslazione / Traslotion's speed	---	300 m / min
Accelerazione / Acceleration	---	50 m / secq

### CONFIGURAZIONI AGGIUNTIVE / MORE CONFIGURATIONS

Ghiera Inox / Inox Ring Nut min. 50 pcs **X**

SPECIFICHE TECNICHE M12	TECHNICAL SPECIFICATIONS M12
Normativa di riferimento	Reference standards IEC 61076-2-101
Corrente Nominale	Nominal Currents 4 A
Tensione Nominale	Nominal Voltage 250 V AC-DC
Grado di protezione	Protection Class IP67
Resistività di massa	Resistance ≤ 5mΩ
Temperatura di esercizio (connettore)	Working Temperature -20/+80°C Fix Install

PROFINET

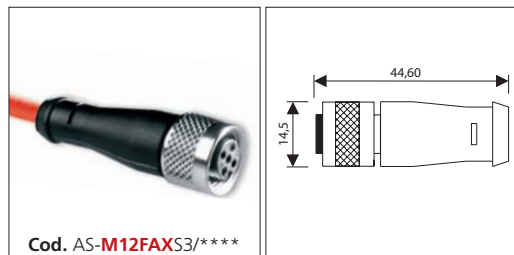
PROFINET

# Connettori e Prolunghe per Reti SERCOS III

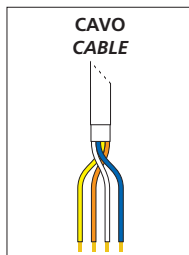
*Connectors and extenders  
for SERCOS III*



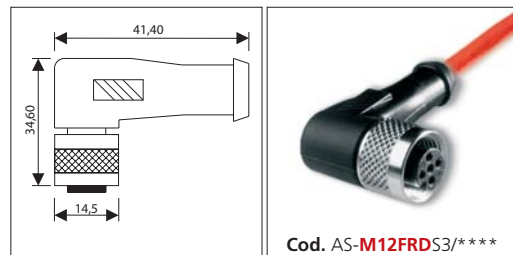
**FEMMINA AX / FEMALE AX**



Cod. AS-M12FAXS3/\*\*\*\*




**FEMMINA RD / FEMALE RD**



Cod. AS-M12FRDS3/\*\*\*\*

**MASCHIO AX / MALE AX**



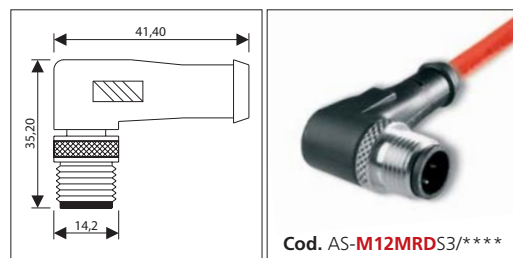
Cod. AS-M12MAXS3/\*\*\*\*

TABELLA COLORI  
COLOURS TABLE

1	TD+	YE
3	TD-	OG
2	RD+	WH
4	RD-	BU

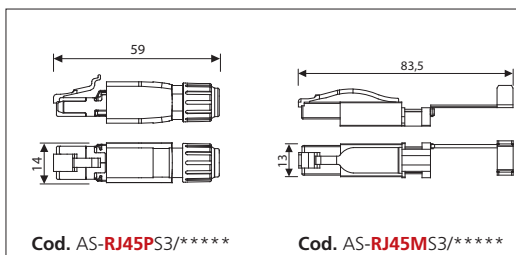
CONNETTORE SCHERMATO  
SHIELDED CONNECTOR

**MASCHIO RD / MALE RD**



Cod. AS-M12MRDS3/\*\*\*\*

**RJ45 PLASTIC AND METAL**



Cod. AS-RJ45PS3/\*\*\*\*\*

Cod. AS-RJ45MS3/\*\*\*\*\*

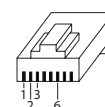


TABELLA COLORI  
COLOURS TABLE

1	TD+	YE
2	TD-	OG
3	RD+	WH
6	RD-	BU

CONNETTORE SCHERMATO  
SHIELDED CONNECTOR

COMPOSIZIONE CODICE CODE COMPOSITION	CONFIGURAZIONI AGGIUNTIVE MORE CONFIGURATIONS
Tipologia cavo (vedi cod. in tabella) Cable type (code like table) Cod. (vedi disegno) Code (like drawing) <b>AS-****S3/050*</b> lunghezza cavo cable length 001 = 10 cm 010 = 1 m 100 = 10 m	X = ghiera inox / inox ring nut

**CONFIGURAZIONI AGGIUNTIVE / MORE CONFIGURATIONS**

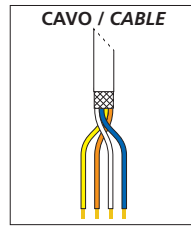
Ghiera Inox AISI 304 / Inx AISI 304 Ring Nut	min. 50 pcs	X
--	-------------	---

**MATERIALI M12**  
Portacontatto in ABS V0 UL94 autoestinguente, contatto tornito in ottone dorato AU03 (maschio) o stampato in bronzo fosforoso e doratura gold flash (femmina), ghiera di tenuta meccanica in Ottone Nichelato, corpo in poliammide nero durezza shore 92H. O-ring di tenuta in Viton (femmina)

**MATERIALS M12**  
Contact plug in self-extinguishing ABS UL94, turned contact with gold plating AU03 (male) or phosphorouse bronze contact with gold flash (female), metal ring nut in nickel-plated brass, body in black polyamide, shore hardness 92H. O-ring in Viton (female).

SPECIFICHE TECNICHE M12	TECHNICAL SPECIFICATIONS M12
Normativa di riferimento	Reference standards IEC 61076-2-101
Corrente Nominale	Nominal Currents 4 A
Tensione Nominale	Nominal Voltage 250 V AC-DC
Grado di protezione	Protection Class IP67
Resistività di massa	Resistance ≤ 5mΩ
Temperatura di esercizio (connettore)	Working Temperature -20/+80°C Fix Install

COD.	F	M
<b>SPECIFICHE CAVO CABLE SPECIFICATIONS</b>	<b>CAVO PVC POSA FISSA PVC FIXED INSTALL. CABLE</b>	<b>CAVO PUR POSA MOBILE PUR DYNAMIC INSTALL. CABLE</b>
Sezioni Sections	2 x 2 x 22AWG Q-R SNST	2 x 2 x 24AWG Q-R SNST
Diametri Diameter	6.5 +/- 0.2	6.5 +/- 0.2
Guaina Esterna Outer Jacket	PVC Red Ral 3020 Oil resistant STYLE 2502 Flam retardant	PUR Red Ral 3020 Oil resistant STYLE 20554 Flam retardant Halogen Free
Norme di riferimento Reference standards	<b>RU</b> CAT 5E	<b>RU</b> CAT 5E
Caratteristiche elettriche Electrical characteristics	Nomical capacity 46pF/mt Nominal Impedence 100 ohm +/- 15 Transmission speed up to 100 mt - 100 Mbit/s	Nomical capacity 46pF/mt Nominal Impedence 100 ohm +/- 15 Transmission speed up to 100 mt - 100 Mbit/s
Temperatura di lavoro Work range	-30 / +80°C Static App.	-30 / +80°C Static App. -15 / +70°C Dynamic App.
Raggio di curvatura Bending radius	6 x Ø esterno Static App.	6 x Ø esterno Static App. 10 x Ø esterno Dynamic App.
Schermatura Shield	I - in poliestere / aluminium sulle coppie II - A treccia - Copertura ≥ 85% Braided coverage ≥ 85%	I - in poliestere / aluminium sulle coppie II - A treccia - Copertura ≥ 85% Braided coverage ≥ 85%
Velocità di traslazione Traslation's speed	---	200 m / min
Accelerazione Acceleration	---	10 m / seqq



PROLUNGHE DIRITTE / LINE EXTENDERS									
A					B				
M12	RJ45				M12	RJ45			
1	1	TD+		YE	1	1			
3	2	TD-		OG	3	2			
2	3	RD+		WH	2	3			
4	6	RD-		BU	4	6			

CONNETTORE SCHERMATO / SHIELDED CONNECTOR

		A							
		M12				RJ45			
		M AX	M RD	F AX	F RD	M 273	F 593	RJ45	
B	RJ45		53P 53M	54P 54M	55P 55M	56P 56M	58P 58M	60P 60M	69P 69M
	M12		08	15	21	26	71	73	
			06	13	19	24	78		
			04	11	17	22			
			03	10	16				
			02	09					
			01						

**COMPOSIZIONE CODICE / CODE COMPOSITION**

Tipologia cavo (vedi cod. in tabella)  
Cable type (code like table)

Cod. (vedi tabella)  
Code (like tab)

**AS-PLS3050/\*\*\***

lunghezza cavo  
cable length  
001 = 10 cm  
010 = 1 m  
100 = 10 m

**CONFIGURAZIONI AGGIUNTIVE / MORE CONFIGURATIONS**


X = ghiera inox / inox ring nut

COD.	F	M
<b>SPECIFICHE CAVO / CABLE SPECIFICATIONS</b>	<b>CAVO PVC POSA FISSA / PVC FIXED INSTALL. CABLE</b>	<b>CAVO PUR POSA MOBILE / PUR DYNAMIC INSTALL. CABLE</b>
Sezioni / Sections	2 x 2 x 22AWG Q-R SN/ST	2 x 2 x 24AWG Q-R SN/ST
Diametri / Diameter	6.5 +/- 0.2	6.5 +/- 0.2
Guaina Esterna / Outer Jacket	PVC Red Ral 3020 Oil resistant STYLE 2502 Flam retardant	PUR Red Ral 3020 Oil resistant STYLE 20554 Flam retardant Halogen Free
Norme di riferimento / Reference standards	CAT 5E	CAT 5E
Caratteristiche elettriche / Electrical characteristics	Nominal capacity 46pF/mt Nominal Impedence 100 ohm +/- 15 Transmission speed up to 100 mt - 100 Mbit/s	Nominal capacity 46pF/mt Nominal Impedence 100 ohm +/- 15 Transmission speed up to 100 mt - 100 Mbit/s
Temperatura di lavoro / Work range	-30 / +80°C Static App.	-30 / +80°C Static App. -15 / +70°C Dynamic App.
Raggio di curvatura / Bending radius	6 x Ø esterno Static App.	6 x Ø esterno Static App. 10 x Ø esterno Dynamic App.
Schermatura / Shield	I - in poliestere / aluminium sulle coppie II - A treccia - Copertura ≥ 85% Braided coverage ≥ 85%	I - in poliestere / aluminium sulle coppie II - A treccia - Copertura ≥ 85% Braided coverage ≥ 85%
Velocità di traslazione / Traslation's speed	---	200 m / min
Accelerazione / Acceleration	---	10 m / seqq

### CONFIGURAZIONI AGGIUNTIVE / MORE CONFIGURATIONS

Ghiera Inox AISI 304 / Inox AISI 304 Ring Nut min. 50 pcs **X**

SPECIFICHE TECNICHE M12	TECHNICAL SPECIFICATIONS M12
Normativa di riferimento	Reference standards IEC 61076-2-101
Corrente Nominale	Nominal Currents 4 A
Tensione Nominale	Nominal Voltage 250 V AC-DC
Grado di protezione	Protection Class IP67
Resistività di massa	Resistance ≤ 5mΩ
Temperatura di esercizio (connettore)	Working Temperature -20/+80°C Fix Install





ETHERNET


ETHERNET

# **M12 CODIFICA X**

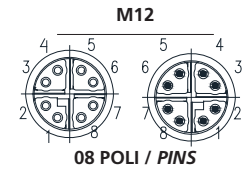
***M12 CODED X***



## M12 CODED X



**A, B:**



### CONFIGURAZIONI AGGIUNTIVE / MORE CONFIGURATIONS

Ghiera Inox AISI 304 / Inox AISI 304 Ring Nut	min. 50 pcs	X
Connettore schermato / Shielded Connector		H

COMPOSIZIONE CODICE CODE COMPOSITION	CONFIGURAZIONI AGGIUNTIVE MORE CONFIGURATIONS
Tipologia cavo (vedi cod. in tabella) Cable type (code like table)  lunghezza cavo cable lenght 001 = 10 cm 010 = 1 m 100 = 10 m	G = grafoplast  H = connettore schermato shielded connector X = ghiera inox / inox ring nut HX = connettore schermato e ghiera inox shielded connector and inox ring nut

AS-PLX0500808/\*\*\*/\*\*/\*

		A M12 8 POLI / 8 PINS				
		RJ45	F AX	F AN	M AX	M AN
B M12 8 POLI / 8 PINS	M AN	03	05	13	25	30
	M AX	06	04	12	24	
	F AN	07	02	10		
	F AX	08	01			



COMPOSIZIONE CODICE CODE COMPOSITION	CONFIGURAZIONI AGGIUNTIVE MORE CONFIGURATIONS
Tipologia cavo (vedi cod. in tabella) Cable type (code like table)  lunghezza cavo cable lenght 001 = 10 cm 010 = 1 m 100 = 10 m	G = grafoplast

AS-M12\*\*\*08050\*/\*

F = Femmina  
M = Maschio

### ETHERNET 8 POLES (4 PAIRS)

COD.	(F)	(M)
SPECIFICHE CAVO CABLE SPECIFICATIONS	CAVO PVC POSA FISSA PVC FIXED INSTALL. CABLE	CAVO PUR POSA MOBILE PUR DYNAMIC INSTALL. CABLE
Sezioni Sections	4 x 2 x 26 AWG SN/ST	4 x 2 x 26AWG SN/ST
Diametri Diameter	6.4 +/- 0.2	7.2 +/- 0.2
Guaina Esterna Outer Jacket	PVC Green RAL 6018 Oil resistant Flam retardant FT1	PUR Green Ral 6018 Oil resistant Flam retardant FT1
Norme di riferimento Reference standards	CAT 6	CAT 6
Raggio di curvatura Bending radius	10 x Ø esterno	10 x Ø esterno
Schermatura Shield	A treccia - Copertura ≥ 85% Braided coverage ≥ 85%	A treccia - Copertura ≥ 85% Braided coverage ≥ 85%
Velocità di traslazione Traslation's speed	180 mt / min	600 m / min
Accelerazione Acceleration	2 mt / secq	60 m / secq

PROFIBUS

PROFIBUS

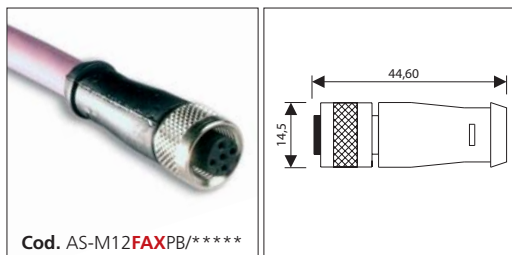
# Connettori e Prolunghe per Reti Profibus

*Connectors and extenders  
for Profibus networks*

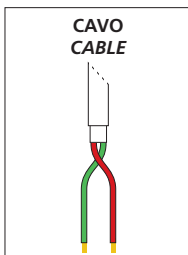


### PROFIBUS

#### FEMMINA AX / FEMALE AX

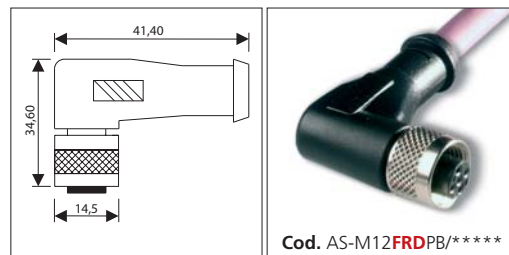


Cod. AS-M12FAXPB/\*\*\*\*\*



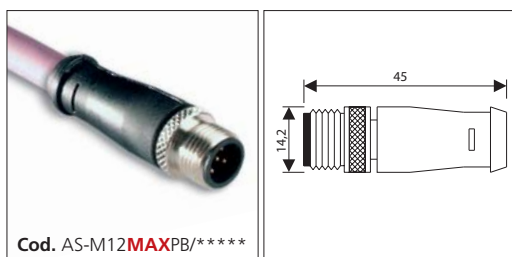
### PROFIBUS

#### FEMMINA RD / FEMALE RD



Cod. AS-M12FRDPB/\*\*\*\*\*

#### MASCHIO AX / MALE AX

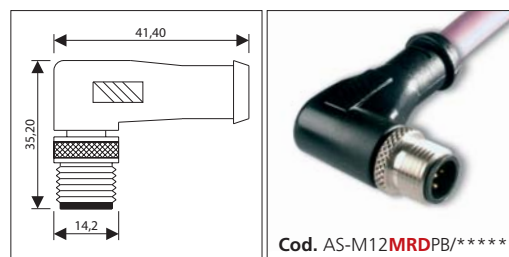


Cod. AS-M12MAXPB/\*\*\*\*\*

TABELLA COLORI COLOURS TABLE		
2	LINE A	GN
4	LINE B	RD

CONNETTORE SCHERMATO  
SHIELDED CONNECTOR

#### MASCHIO RD / MALE RD



Cod. AS-M12MRDPB/\*\*\*\*\*

COMPOSIZIONE CODICE CODE COMPOSITION	CONFIGURAZIONI AGGIUNTIVE MORE CONFIGURATIONS
Tipologia cavo (vedi cod. in tabella) Cable type (code like table) Cod. (vedi disegno) Code (like drawing)	
AS-M12***PB/050*	
lunghezza cavo cable length 001 = 10 cm 010 = 1 m 100 = 10 m	X = ghiera inox / inox ring nut

#### CONFIGURAZIONI AGGIUNTIVE / MORE CONFIGURATIONS

Ghiera Inox AISI 304 / Inox AISI 304 Ring Nut min. 50 pcs **X**

#### MATERIALI

Portacontatto in ABS V0 UL94 autoestinguente, contatto tornito in ottone dorato AU03 (maschio) o stampato in bronzo fosforoso e doratura gold flash (femmina), ghiera di tenuta meccanica in Ottone Nichelato, corpo in poliammide nero durezza shore 92H. O-ring di tenuta in Viton (femmina)

#### MATERIALS

Contact plug in self-extinguishing ABS UL94, turned contact with gold plating AU03 (male) or phosphorous bronze contact with gold flash (female), metal ring nut in nickel-plated brass, body in black polyamide, shore hardness 92H. O-ring in Viton (female).

#### SPECIFICHE TECNICHE

#### TECHNICAL SPECIFICATIONS

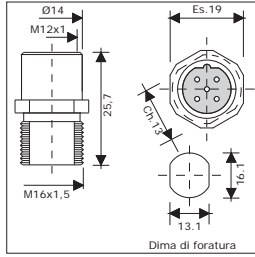
Normativa di riferimento	Reference standards	IEC 61076-2-101
Corrente Nominale	Nominal Currents	4 A
Tensione Nominale	Nominal Voltage	60 V AC-DC
Grado di protezione	Protection Class	IP67
Resistività di massa	Resistance	≤ 5mΩ
Temperatura di esercizio	Working Temperature	-20/+80°C

### PROFIBUS

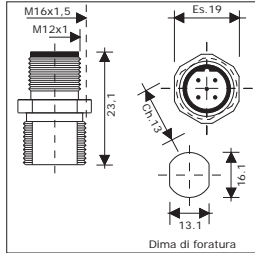
COD.	(F)	(M)
SPECIFICHE CAVO CABLE SPECIFICATIONS	CAVO PVC POSA FISSA PVC FIXED INSTALL. CABLE	CAVO PUR POSA MOBILE PUR DYNAMIC INSTALL. CABLE
Sezioni Sections	(1 x 2 x 0.64 Ø) SNST	(1 x 2 x 0.64 Ø) SNST
Diametri Diameter	7.7 +/- 0.2	7.8 +/- 0.2
Guaina Esterna Outer Jacket	PVC Violet Ral 4001 Oil resistant --- STYLE 2464 Flam retardant FT1	PUR Violet Ral 4001 Oil resistant UL758/ UL2556/ EN50363-10-2 STYLE 20549 Flam retardant FT2 Halogen Free
Norme di riferimento Reference standards	Desina	Desina
Caratteristiche elettriche Electrical characteristics	Nominal Impedence 150 ohm +/- 15 Transmission speed up to 200 mt - 12 Mbit/s	Nominal capacity 50 pF/m Impedence 100 ohm +/- 15 Transmission speed up to 200 mt - 12 Mbit/s
Temperatura di lavoro Work range	-20 / +80°C Static App.	-30 / +80°C Static App. -15 / +70°C Dynamic App.
Raggio di curvatura Bending radius	5 x Ø esterno Static App.	5 x Ø esterno Static App. 10 x Ø esterno Dynamic App.
Schermatura Shield	I - in poliestere / alluminio II - A treccia - Copertura ≥ 80% Braided coverage ≥ 80%	I - in poliestere / alluminio II - A treccia - Copertura ≥ 85% Braided coverage ≥ 85%
Velocità di traslazione Traslation's speed	---	300 m / min
Accelerazione Acceleration	---	40 m / secq

### PROFIBUS

#### FEMMINA montaggio frontale con cavo FEMALE front mounting with cable

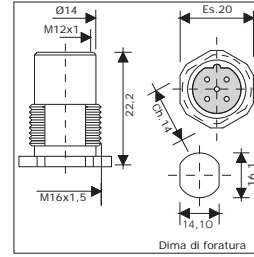


#### MASCHIO montaggio frontale con cavo MALE front mounting with cable

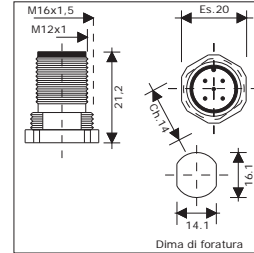


### PROFIBUS

#### FEMMINA montaggio posteriore con cavo FEMALE rear mounting with cable



#### MASCHIO montaggio posteriore con cavo MALE rear mounting with cable



COMPOSIZIONE CODICE CODE COMPOSITION	CONFIGURAZIONI AGGIUNTIVE MORE CONFIGURATIONS
Tipologia cavo (vedi cod. in tabella) Cable type (code like table) Cod. (vedi disegno) Code (like drawing)	
AS-PB****/050*   lunghezza cavo cable length 001 = 10 cm 010 = 1 m 100 = 10 m	X = ghiera inox / inox ring nut

**NOTA:** Il prodotto è completo di dado e o-ring per fissaggio al pannello.

**NOTE:** The product is sold with o-ring and fixing nut.

#### CONFIGURAZIONI AGGIUNTIVE / MORE CONFIGURATIONS

Ghiera Inox AISI 304 / Inox AISI 304 Ring Nut min. 50 pcs **X**

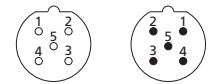
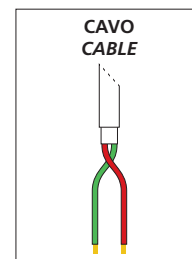
#### MATERIALI

Portacontatto in ABS V0 UL94 autoestinguente, contatto tornito in ottone dorato AU03 (maschio) o stampato in bronzo fosforoso e doratura gold flash (femmina), ghiera di tenuta meccanica in Ottone Nichelato. O-ring di tenuta in Viton (femmina)

#### MATERIALS

Contact plug in self-extinguishing ABS UL94, turned contact with gold plating AU03 (male) or phosphorouse bronze contact with gold flash (female), metal ring nut in nickel-plated brass. O-ring in Viton (female).

SPECIFICHE TECNICHE	TECHNICAL SPECIFICATIONS
Normativa di riferimento	Reference standards IEC 61076-2-101
Corrente Nominale	Nominal Currents 4 A
Tensione Nominale	Nominal Voltage 60 V AC-DC
Grado di protezione	Protection Class IP67
Resistività di massa	Resistance ≤ 5mΩ
Temperatura di esercizio	Working Temperature -20/+80°C



#### TABELLA COLORI COLOURS TABLE

2 LINE A	GN
4 LINE B	RD

CONNETTORE SCHERMATO  
SHIELDED CONNECTOR

### PROFIBUS

COD.	(F)	(M)
SPECIFICHE CAVO CABLE SPECIFICATIONS	CAVO PVC POSA FISSA PVC FIXED INSTALL. CABLE	CAVO PUR POSA MOBILE PUR DYNAMIC INSTALL. CABLE
Sezioni Sections	(1 x 2 x 0.64 Ø) SNVST	(1 x 2 x 0.64 Ø) SNVST
Diametri Diameter	7.7 +/- 0.2	7.8 +/- 0.2
Guaina Esterna Outer Jacket	PVC Violet Ral 4001 Oil resistant --- STYLE 2464 Flam retardant FT1	PUR Violet Ral 4001 Oil resistant UL758/ UL2556/ EN50363-10-2 STYLE 20549 Flam retardant FT2 Halogen Free
Norme di riferimento Reference standards	Desina	Desina
Caratteristiche elettriche Electrical characteristics	Nominal Impedence 150 ohm +/- 15 Transmission speed up to 200 mt - 12 Mbit/s	Nominal capacity 50 pF/m Impedence 100 ohm +/- 15 Transmission speed up to 200 mt - 12 Mbit/s
Temperatura di lavoro Work range	-20 / +80°C Static App.	-30 / +80°C Static App. -15 / +70°C Dynamic App.
Raggio di curvatura Bending radius	5 x Ø esterno Static App.	5 x Ø esterno Static App. 10 x Ø esterno Dynamic App.
Schermatura Shield	I - in poliestere / alluminio II - A treccia - Copertura ≥ 80% Braided coverage ≥ 80%	I - in poliestere / alluminio II - A treccia - Copertura ≥ 85% Braided coverage ≥ 85%
Velocità di traslazione Traslation's speed	---	300 m / min
Accelerazione Acceleration	---	40 m / secq

PROFIBUS

PROFIBUS

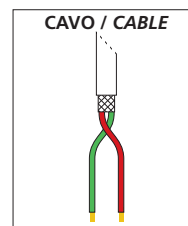


TABELLA COLORI		COLOURS TABLE	
2	LINE A		GN
4	LINE B		RD

CONNETTORE SCHERMATO  
SHIELDED CONNECTOR

		A						
		M12						
		M AX	M RD	F AX	F RD	M 273	F 593	
B	M12		14	18	22	26	33	36
			12	16	20	24	31	
			07	06	01	05		
			03	04	02			
			09	08				
			10					

COMPOSIZIONE CODICE CODE COMPOSITION	CONFIGURAZIONI AGGIUNTIVE MORE CONFIGURATIONS
Tipologia cavo (vedi cod. in tabella) Cable type (code like table)	X = ghiera inox / inox ring nut
Cod. (vedi tabella) Code (like tab)	
<b>AS-PLPB050/***</b>	
lunghezza cavo cable length 001 = 10 cm 010 = 1 m 100 = 10 m	

### PROFIBUS

COD.	(F)	(M)
<b>SPECIFICHE CAVO</b> CABLE SPECIFICATIONS	<b>CAVO PVC POSA FISSA</b> PVC FIXED INSTALL. CABLE	<b>CAVO PUR POSA MOBILE</b> PUR DYNAMIC INSTALL. CABLE
Sezioni Sections	(1 x 2 x 0.64 Ø) SNST	(1 x 2 x 0.64 Ø) SNST
Diametri Diameter	7.7 +/- 0.2	7.8 +/- 0.2
Guaina Esterna Outer Jacket	PVC Violet Ral 4001 Oil resistant --- STYLE 2464 Flam retardant FT1	PUR Violet Ral 4001 Oil resistant UL758/ UL2556/ EN50363-10-2 STYLE 20549 Flam retardant FT2 Halogen Free
Norme di riferimento Reference standards		
Caratteristiche elettriche Electrical characteristics	Nominal Impedence 150 ohm +/- 15 Transmission speed up to 200 mt - 12 Mbit/s	Nominal capacity 50 pF/m Impedence 100 ohm +/- 15 Transmission speed up to 200 mt - 12 Mbit/s
Temperatura di lavoro Work range	-20 / +80°C Static App.	-30 / +80°C Static App. -15 / +70°C Dynamic App.
Raggio di curvatura Bending radius	5 x Ø esterno Static App.	5 x Ø esterno Static App. 10 x Ø esterno Dynamic App.
Schermatura Shield	I - in poliestere / alluminium II - A treccia - Copertura ≥ 80% Braided coverage ≥ 80%	I - in poliestere / alluminium II - A treccia - Copertura ≥ 85% Braided coverage ≥ 85%
Velocità di traslazione Traslation's speed	---	300 m / min
Accelerazione Acceleration	---	40 m / secq

### CONFIGURAZIONI AGGIUNTIVE / MORE CONFIGURATIONS

Ghiera Inox AISI 304 / Inox AISI 304 Ring Nut min. 50 pcs **X**

SPECIFICHE TECNICHE	TECHNICAL SPECIFICATIONS
Normativa di riferimento	Reference standards IEC 61076-2-101
Corrente Nominale	Nominal Currents 4 A
Tensione Nominale	Nominal Voltage 60 V AC-DC
Grado di protezione	Protection Class IP67
Resistività di massa	Resistance ≤ 5mΩ
Temperatura di esercizio	Working Temperature -20/+80°C

### PROFIBUS

### PROFIBUS

## ADATTATORE SUB-D Maschio-Femmina / SUB-D ADAPTER Male-Female



Cod. AS-APB2S9\*\*\*/\*\*\*

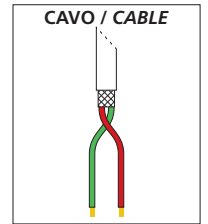
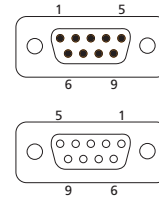
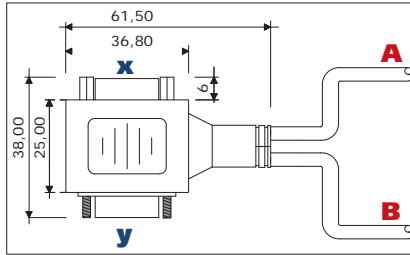


TABELLA COLORI / COLOURS TABLE

A		B		C	
M 12	M 12	LINE		SUB-D	
2	2	LINE A		GN	8
4	4	LINE B		RD	3

CONNETTORE SCHERMATO / SHIELDED CONNECTOR

		A							
		M12					FREE		
		M AX	M RD	F AX	F RD	M 273	F 593	FREE	
B	FREE		09	17	24	30	39	44	45
	M12		08	16	23	29	38	43	
			06	14	21	27	36		
			04	12	19	25			
			03	11	18				
			02	10					
	01								

**ORIENTATION SUB-D**

**X**

A-male pin 1 up  
B-male pin 1 down  
C-female pin 1 up  
D-female pin 1 down

**Y**

A-male pin 1 up  
B-male pin 1 down  
C-female pin 1 up  
D-female pin 1 down

**ORIENTAMENTO SUB-D**

**X**

A-maschio pin 1 alto  
B-maschio pin 1 basso  
C-femmina pin 1 alto  
D-femmina pin 1 basso

**Y**

A-maschio pin 1 alto  
B-maschio pin 1 basso  
C-femmina pin 1 alto  
D-femmina pin 1 basso

**COMPOSIZIONE CODICE / CODE COMPOSITION**

Tipologia cavo (vedi cod. in tabella)  
Cable type (code like table)

Cod. (vedi tabella)  
Code (like tab)

**AS-APB2S9XY050/\*\*\***

Orientation Sub-d  
Orientation Sub-d  
Code (like tab)

lunghezza cavo  
cable length  
001 = 10 cm  
010 = 1 m  
100 = 10 m

**CONFIGURAZIONI AGGIUNTIVE / MORE CONFIGURATIONS**

X = ghiera inox / inox ring nut

### CONFIGURAZIONI AGGIUNTIVE / MORE CONFIGURATIONS

Ghiera Inox AISI 304 / Inox AISI 304 Ring Nut min. 50 pcs **X**

SPECIFICHE TECNICHE	TECHNICAL SPECIFICATIONS	
Normativa di riferimento	Reference standards	IEC 61076-2-101
Corrente Nominale	Nominal Currents	4 A
Tensione Nominale	Nominal Voltage	60 V AC-DC
Grado di protezione	Protection Class	IP67
Resistività di massa	Resistance	≤ 5mΩ
Temperatura di esercizio	Working Temperature	-20/+80°C

### PROFIBUS

COD.	(F)	(M)
SPECIFICHE CAVO / CABLE SPECIFICATIONS	CAVO PVC POSA FISSA / PVC FIXED INSTALL. CABLE	CAVO PUR POSA MOBILE / PUR DYNAMIC INSTALL. CABLE
Sezioni / Sections	(1 x 2 x 0.64 Ø) SNST	(1 x 2 x 0.64 Ø) SNST
Diametri / Diameter	7.7 +/- 0.2	7.8 +/- 0.2
Guaina Esterna / Outer Jacket	PVC Violet Ral 4001 Oil resistant --- STYLE 2464 Flam retardant FT1	PUR Violet Ral 4001 Oil resistant UL758/ UL2556/ EN50363-10-2 STYLE 20549 Flam retardant FT2 Halogen Free
Norme di riferimento / Reference standards		
Caratteristiche elettriche / Electrical characteristics	Nominal Impedence 150 ohm +/- 15 Transmission speed up to 200 mt - 12 Mbit/s	Nominal capacity 50 pF/m Impedence 100 ohm +/- 15 Transmission speed up to 200 mt - 12 Mbit/s
Temperatura di lavoro / Work range	-20 / +80°C Static App.	-30 / +80°C Static App. -15 / +70°C Dynamic App.
Raggio di curvatura / Bending radius	5 x Ø esterno Static App.	5 x Ø esterno Static App. 10 x Ø esterno Dynamic App.
Schermatura / Shield	I - in poliestere / alluminium II - A treccia - Copertura ≥ 80% Braided coverage ≥ 80%	I - in poliestere / alluminium II - A treccia - Copertura ≥ 85% Braided coverage ≥ 85%
Velocità di traslazione / Traslation's speed	---	300 m / min
Accelerazione / Acceleration	---	40 m / secq

### PROFIBUS

## TERMINATORE SUB-D / SUB-D TERMINATOR

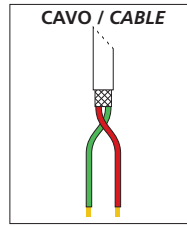
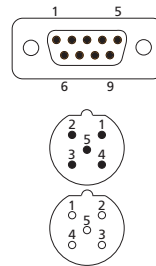
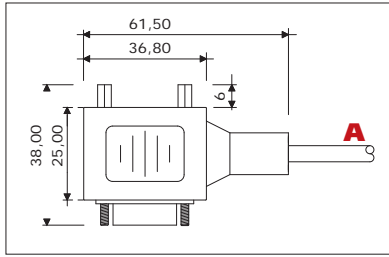


TABELLA COLORI / COLOURS TABLE			
A			C
M 12			SUB-D
2	LINE A	GN	8
4	LINE B	RD	3

CONNETTORE SCHERMATO  
SHIELDED CONNECTOR

**COMPOSIZIONE CODICE**  
CODE COMPOSITION

Tipologia cavo (vedi cod. in tabella)  
Cable type (code like table)

**AS-TPBS9050/\*\*\***

lunghezza cavo  
Cable length  
001 = 10 cm  
010 = 1 m  
100 = 10 m

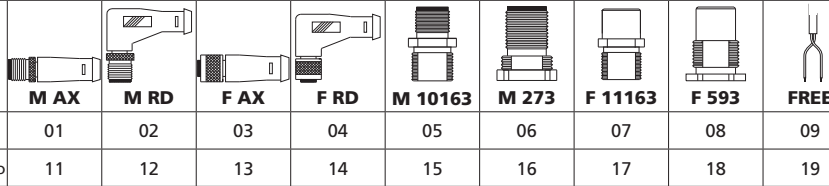
Cod. (vedi tabella)  
Code (like tab)

COD.	(F)	(M)
<b>SPECIFICHE CAVO</b> CABLE SPECIFICATIONS	<b>CAVO PVC POSA FISSA</b> PVC FIXED INSTALL. CABLE	<b>CAVO PUR POSA MOBILE</b> PUR DYNAMIC INSTALL. CABLE
Sezioni Sections	(1 x 2 x 0.64 Ø) SNVST	(1 x 2 x 0.64 Ø) SNVST
Diametri Diameter	7.7 +/- 0.2	7.8 +/- 0.2
Guaina Esterna Outer Jacket	PVC Violet Ral 4001 Oil resistant --- STYLE 2464 Flam retardant FT1	PUR Violet Ral 4001 Oil resistant UL758/ UL2556/ EN50363-10-2 STYLE 20549 Flam retardant FT2 Halogen Free
Norme di riferimento Reference standards	Desina	Desina
Caratteristiche elettriche Electrical characteristics	Nominal Impedance 150 ohm +/- 15 Transmission speed up to 200 mt - 12 Mbit/s	Nominal capacity 50 pF/m Impedance 100 ohm +/- 15 Transmission speed up to 200 mt - 12 Mbit/s
Temperatura di lavoro Work range	-20 / +80°C Static App.	-30 / +80°C Static App. -15 / +70°C Dynamic App.
Raggio di curvatura Bending radius	5 x Ø esterno Static App.	5 x Ø esterno Static App. 10 x Ø esterno Dynamic App.
Schermatura Shield	I - in poliestere / alluminio II - A treccia - Copertura >= 80% Braided coverage >= 80%	I - in poliestere / alluminio II - A treccia - Copertura >= 85% Braided coverage >= 85%
Velocità di traslazione Traslation's speed	---	300 m / min
Accelerazione Acceleration	---	40 m / secq

### A

#### M12

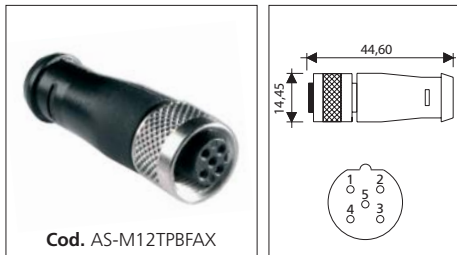
#### FREE



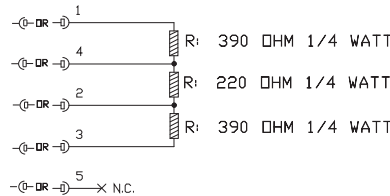

Pin1 in alto	01	02	03	04	05	06	07	08	09
Pin1 in basso	11	12	13	14	15	16	17	18	19

## TERMINATORI M12 / M12 TERMINATORS

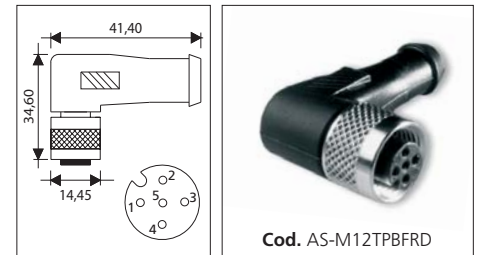
### Femmina AX / Female AX



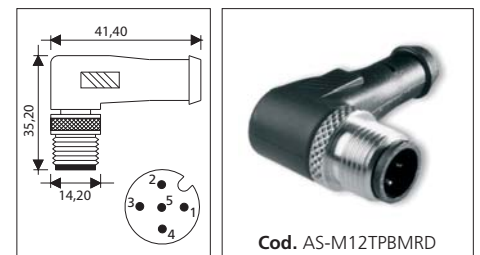
### Maschio AX / Male AX



### Femmina RD / Female RD



### Maschio RD / Male RD



#### MATERIALI

Portacontatto in ABS V0 UL94 autoestinguente, contatto tornito in ottone dorato AU03 (maschio) o stampato in bronzo fosforoso e doratura gold flash (femmina), ghiera di tenuta meccanica in Ottone Nichelato, corpo in poliammide nero durezza shore 92H. O-ring di tenuta in Viton (femmina)

#### MATERIALS

Contact plug in self-extinguishing ABS UL94, turned contact with gold plating AU03 (male) or phosphorouse bronze contact with gold flash (female), metal ring nut in nickel-plated brass, body in black polyamide, shore hardness 92H. O-ring in Viton (female).

#### SPECIFICHE TECNICHE

SPECIFICHE TECNICHE	TECHNICAL SPECIFICATIONS
Normativa di riferimento	Reference standards IEC 61076-2-101
Corrente Nominale	Nominal Currents 4 A
Tensione Nominale	Nominal Voltage 60 V AC-DC
Grado di protezione	Protection Class IP67
Resistività di massa	Resistance <= 5mΩ
Temperatura di esercizio	Working Temperature -20/+80°C



DEVICENET

DEVICENET

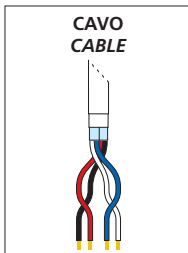
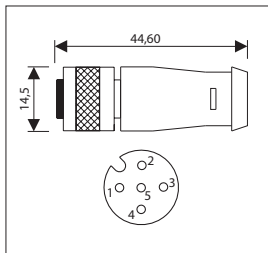
# Connettori e Prolunghe per Reti Devicenet

*Connectors and extenders  
for Devicenet networks*



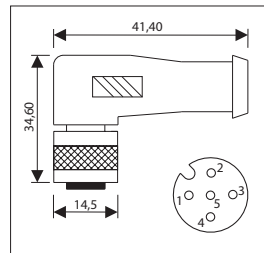
### DEVICENET

#### FEMMINA AX / FEMALE AX



### DEVICENET

#### FEMMINA RD / FEMALE RD



#### MASCHIO AX / MALE AX

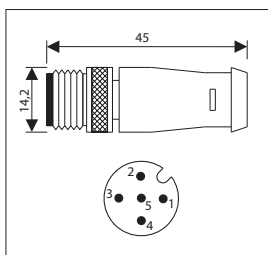
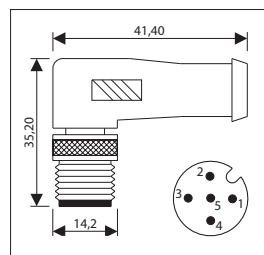


TABELLA COLORI  
COLOURS TABLE

BODY	SHIELD		
1	V+	RD	RD
3	V-	BK	BK
2	CAN_H	WH	WH
4	CAN_L	BU	BU

CONNETTORE SCHERMATO  
SHIELDED CONNECTOR

#### MASCHIO RD / MALE RD



COMPOSIZIONE CODICE CODE COMPOSITION	CONFIGURAZIONI AGGIUNTIVE MORE CONFIGURATIONS
Tipologia cavo (vedi cod. in tabella) Cable type (code like table) Cod. (vedi disegno) Code (like drawing)	
AS-M12***DV/050*	X = ghiera inox / inox ring nut
lunghezza cavo cable length 001 = 10 cm 010 = 1 m 100 = 10 m	

CONFIGURAZIONI AGGIUNTIVE / MORE CONFIGURATIONS		
Ghiera Inox AISI 304 / Inox AISI 304 Ring Nut	min. 50 pcs	X

**MATERIALI**  
 Portacontatto in ABS V0 UL94 autoestinguente, contatto tornito in ottone dorato AU03 (maschio) o stampato in bronzo fosforoso e doratura gold flash (femmina), ghiera di tenuta meccanica in Ottone Nichelato, corpo in poliammide nero durezza shore 92H. O-ring di tenuta in Viton (femmina)

**MATERIALS**  
 Contact plug in self-extinguishing ABS UL94, turned contact with gold plating AU03 (male) or phosphorous bronze contact with gold flash (female), metal ring nut in nickel-plated brass, body in black polyamide, shore hardness 92H. O-ring in Viton (female).

SPECIFICHE TECNICHE	TECHNICAL SPECIFICATIONS
Normativa di riferimento	Reference standards IEC 61076-2-101
Corrente Nominale	Nominal Currents 4 A
Tensione Nominale	Nominal Voltage 60 V AC-DC
Grado di protezione	Protection Class IP67
Resistività di massa	Resistance ≤ 5mΩ
Temperatura di esercizio	Working Temperature -20/+80°C

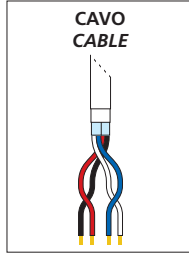
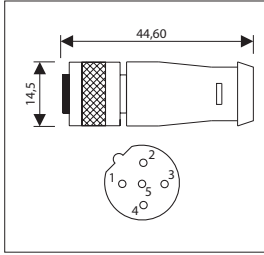
DEVICENET	(F)	(M)
COD.		
SPECIFICHE CAVO CABLE SPECIFICATIONS	CAVO PVC POSA FISSA PVC FIXED INSTALL. CABLE	CAVO PUR POSA MOBILE PUR DYNAMIC INSTALL. CABLE
Sezioni Sections	(2 x 24awg) SN + (2 x 22awg) SNST	(2 x 24awg) SN + (2 x 22awg) SNST
Diametri Diameter	7 +/- 0.2	7 +/- 0.2
Guaina Esterna Outer Jacket	PVC Violet Ral 4001 Oil resistant ISO 6722 STYLE 2464 Flam Test FT1	PUR Violet Ral 4001 Oil resistant ISO 6722/UL1581/IEC60811-2-1 STYLE 20233 Flam Test FT1
Norme di riferimento Reference standards	Desina	Desina
Caratteristiche elettriche Electrical characteristics	Nominal Impedance 120 ohm +/- 12 Transmission speed up to 200 mt - 500 Kbit/s	Nominal Impedance 120 ohm +/- 12 Transmission speed up to 200 mt - 500 Kbit/s
Temperatura di lavoro Work range	-25 / +80°C Static App. -5 / +80°C Dynamic App.	-40 / +80°C Static App. -20 / +70°C Dynamic App.
Raggio di curvatura Bending radius	10 x Ø esterno	5 x Ø esterno Static App. 10 x Ø esterno Dynamic App.
Schermatura Shield	I - in poliestere / alluminium sulle coppie II - A treccia - Copertura ≥ 65% Braided coverage ≥ 65%	I - in poliestere / alluminium sulle coppie II - A treccia - Copertura ≥ 65% Braided coverage ≥ 65%
Velocità di traslazione Traslation's speed	---	300 m / min
Accelerazione Acceleration	---	40 m / secq

### DEVICENET

#### FEMMINA AX / FEMALE AX



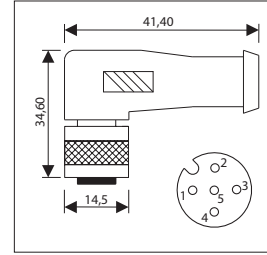
Cod. AS-M12FAXDVB/\*\*\*



CAVO  
CABLE

### DEVICENET

#### FEMMINA RD / FEMALE RD



Cod. AS-M12FRDDVB/\*\*\*

#### MASCHIO AX / MALE AX



Cod. AS-M12MAXDVB/\*\*\*

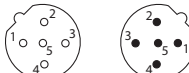
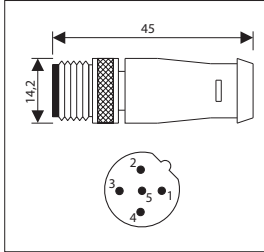
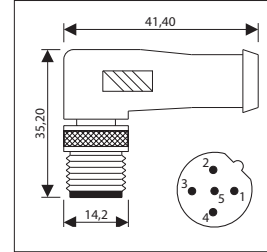


TABELLA COLORI  
COLOURS TABLE

BODY	SHIELD		
1	V+	RD	RD
3	V-	BK	BK
2	CAN_H	WH	WH
4	CAN_L	BU	BU

CONNETTORE SCHERMATO  
SHIELDED CONNECTOR

#### MASCHIO RD / MALE RD



Cod. AS-M12MRDDVB/\*\*\*

COMPOSIZIONE CODICE CODE COMPOSITION	CONFIGURAZIONI AGGIUNTIVE MORE CONFIGURATIONS
<p>Tipologia cavo (vedi cod. in tabella) Cable type (code like table)</p> <p>Cod. (vedi disegno) Code (like drawing)</p> <p><b>AS-M12***DVB/050*</b></p> <p>lunghezza cavo cable length 001 = 10 cm 010 = 1 m 100 = 10 m</p>	<p>X = ghiera inox / inox ring nut</p>

#### CONFIGURAZIONI AGGIUNTIVE / MORE CONFIGURATIONS

Ghiera Inox AISI 304 / Inox AISI 304 Ring Nut min. 50 pcs **X**

#### MATERIALI

Portacontatto in ABS V0 UL94 autoestinguente, contatto tornito in ottone dorato AU03 (maschio) o stampato in bronzo fosforoso e doratura gold flash (femmina), ghiera di tenuta meccanica in Ottone Nichelato, corpo in poliammide nero durezza shore 92H. O-ring di tenuta in Viton (femmina)

#### MATERIALS

Contact plug in self-extinguishing ABS UL94, turned contact with gold plating AU03 (male) or phosphorouse bronze contact with gold flash (female), metal ring nut in nickel-plated brass, body in black polyamide, shore hardness 92H. O-ring in Viton (female).

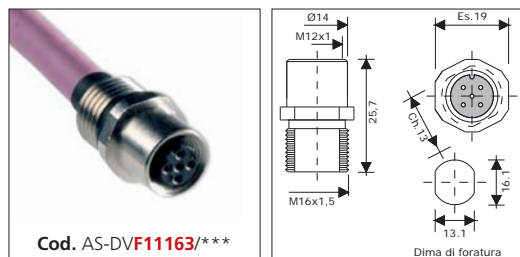
SPECIFICHE TECNICHE	TECHNICAL SPECIFICATIONS
Normativa di riferimento	Reference standards IEC 61076-2-101
Corrente Nominale	Nominal Currents 4 A
Tensione Nominale	Nominal Voltage 60 V AC-DC
Grado di protezione	Protection Class IP67
Resistività di massa	Resistance ≤ 5mΩ
Temperatura di esercizio	Working Temperature -20/+80°C

#### DEVICENET

COD.	(F)	(M)
SPECIFICHE CAVO ELECTRICAL CHARACTERISTICS	CAVO PVC POSA FISSA PVC FIXED INSTALL. CABLE	CAVO PUR POSA MOBILE PUR DYNAMIC INSTALL. CABLE
Sezioni Sections	(2 x 24awg) SN + (2 x 22awg) SN/ST	(2 x 24awg) SN + (2 x 22awg) SN/ST
Diametri Diameter	7 +/- 0.2	7 +/- 0.2
Guaina Esterna Outer Jacket	PVC Violet Ral 4001 Oil resistant ISO 6722 STYLE 2464 Flam Test FT1	PUR Violet Ral 4001 Oil resistant ISO 6722/ UL1581/ IEC60811-2-1 STYLE 20233 Flam Test FT1
Norme di riferimento Reference standards	Desina	Desina
Caratteristiche elettriche Electrical characteristics	Nominal Impedence 120 ohm +/- 12 Transmission speed up to 200 mt - 500 Kbit/s	Nominal Impedence 120 ohm +/- 12 Transmission speed up to 200 mt - 500 Kbit/s
Temperatura di lavoro Work range	-25 / +80°C Static App. -5 / +80°C Dynamic App.	-40 / +80°C Static App. -20 / +70°C Dynamic App.
Raggio di curvatura Bending radius	10 x Ø esterno	5 x Ø esterno Static App. 10 x Ø esterno Dynamic App.
Schermatura Shield	I - in poliestere / alluminium sulle coppie II - A treccia - Copertura ≥ 65% Braided coverage ≥ 65%	I - in poliestere / alluminium sulle coppie II - A treccia - Copertura ≥ 65% Braided coverage ≥ 65%
Velocità di traslazione Traslation's speed	---	300 m / min
Accelerazione Acceleration	---	40 m / secq

### FEMMINA montaggio frontale con cavo

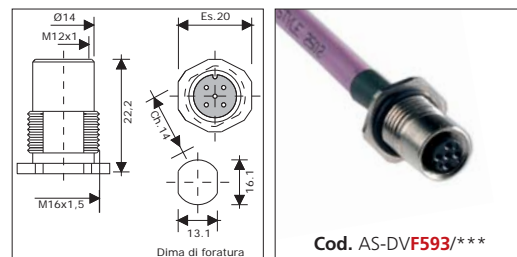
#### FEMALE front mounting with cable



Cod. AS-DV**F11163**/\*\*

### FEMMINA montaggio posteriore con cavo


#### FEMALE rear mounting with cable



Cod. AS-DV**F593**/\*\*

### MASCHIO montaggio frontale con cavo

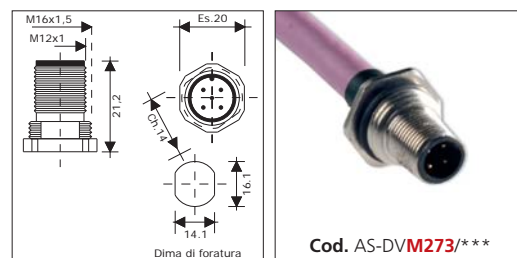
#### MALE front mounting with cable



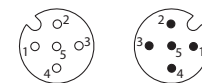
Cod. AS-DV**M10163**/\*\*

### MASCHIO montaggio posteriore con cavo

#### MALE rear mounting with cable



Cod. AS-DV**M273**/\*\*



COMPOSIZIONE CODICE CODE COMPOSITION	CONFIGURAZIONI AGGIUNTIVE MORE CONFIGURATIONS
Tipologia cavo (vedi cod. in tabella) Cable type (code like table) Cod. (vedi disegno) Code (like drawing)	
AS-DV****/050*	
lunghezza cavo cable length 001 = 10 cm 010 = 1 m 100 = 10 m	X = ghiera inox / inox ring nut

**NOTA:** Il prodotto è completo di dado e o-ring per fissaggio al pannello.

**NOTE:** The product is sold with o-ring and fixing nut.

#### CONFIGURAZIONI AGGIUNTIVE / MORE CONFIGURATIONS

Ghiera Inox AISI 304 / Inox AISI 304 Ring Nut min. 50 pcs X

#### MATERIALI

Portacontatto in ABS V0 UL94 autoestinguente, contatto tornito in ottone dorato AU03 (maschio) o stampato in bronzo fosforoso e doratura gold flash (femmina), ghiera di tenuta meccanica in Ottone Nichelato. O-ring di tenuta in Viton (femmina)

#### MATERIALS

Contact plug in self-extinguishing ABS UL94, turned contact with gold plating AU03 (male) or phosphorous bronze contact with gold flash (female), metal ring nut in nickel-plated brass. O-ring in Viton (female).

SPECIFICHE TECNICHE	TECHNICAL SPECIFICATIONS
Normativa di riferimento	Reference standards IEC 61076-2-101
Corrente Nominale	Nominal Currents 4 A
Tensione Nominale	Nominal Voltage 60 V AC-DC
Grado di protezione	Protection Class IP67
Resistività di massa	Resistance ≤ 5mΩ
Temperatura di esercizio	Working Temperature -20/+80°C

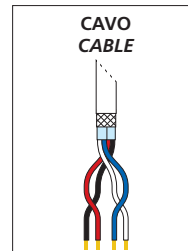


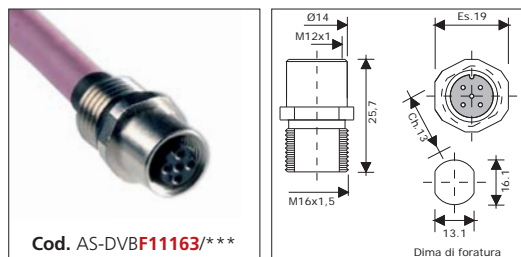
TABELLA COLORI COLOURS TABLE	
1 SHIELD	RD
2 V+	BK
3 V-	WH
4 CAN_H	BU
5 CAN_L	

CONNETTORE SCHERMATO  
SHIELDED CONNECTOR

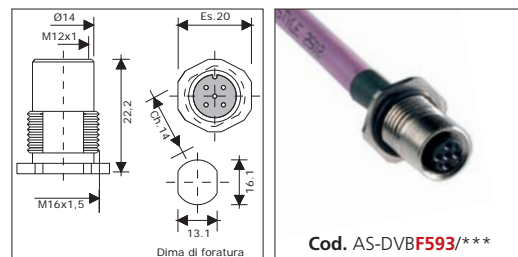
### DEVICENET

COD.	(F)	(M)
<b>SPECIFICHE CAVO CABLE SPECIFICATIONS</b>	<b>CAVO PVC POSA FISSA PVC FIXED INSTALL. CABLE</b>	<b>CAVO PUR POSA MOBILE PUR DYNAMIC INSTALL. CABLE</b>
Sezioni Sections	(2 x 24awg) SN + (2 x 22awg) SN/ST	(2 x 24awg) SN + (2 x 22awg) SN/ST
Diametri Diameter	7 +/- 0.2	7 +/- 0.2
Guaina Esterna Outer Jacket	PVC Violet Ral 4001 Oil resistant ISO 6722 STYLE 2464 Flam Test FT1	PUR Violet Ral 4001 Oil resistant ISO 6722/ UL1581/ IEC60811-2-1 STYLE 20233 Flam Test FT1
Norme di riferimento Reference standards	Desina	Desina
Caratteristiche elettriche Electrical characteristics	Nominal Impedance 120 ohm +/- 12 Transmission speed up to 200 mt - 500 Kbit/s	Nominal Impedance 120 ohm +/- 12 Transmission speed up to 200 mt - 500 Kbit/s
Temperatura di lavoro Work range	-25 / +80°C Static App. -5 / +80°C Dynamic App.	-40 / +80°C Static App. -20 / +70°C Dynamic App.
Raggio di curvatura Bending radius	10 x Ø esterno	5 x Ø esterno Static App. 10 x Ø esterno Dynamic App.
Schermatura Shield	I - in poliestere / alluminium sulle coppie II - A treccia - Copertura ≥ 65% Braided coverage ≥ 65%	I - in poliestere / alluminium sulle coppie II - A treccia - Copertura ≥ 65% Braided coverage ≥ 65%
Velocità di traslazione Traslation's speed	---	300 m / min
Accelerazione Acceleration	---	40 m / secq


### FEMMINA montaggio frontale con cavo FEMALE front mounting with cable



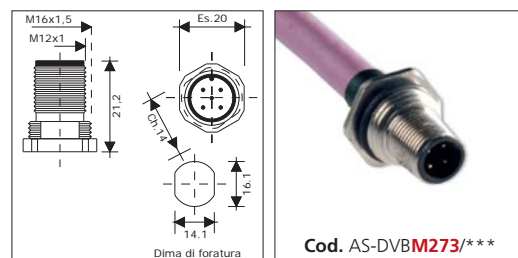
### FEMMINA montaggio posteriore con cavo FEMALE rear mounting with cable



### MASCHIO montaggio frontale con cavo MALE front mounting with cable



### MASCHIO montaggio posteriore con cavo MALE rear mounting with cable



**COMPOSIZIONE CODICE  
CODE COMPOSITION**

Tipologia cavo (vedi cod. in tabella)  
Cable type (code like table)

Cod. (vedi disegno)  
Code (like drawing)

AS-DVB\*\*\* / 050 \* \*

lunghezza cavo  
cable length  
001 = 10 cm  
010 = 1 m  
100 = 10 m

X = ghiera inox / inox ring nut

**CONFIGURAZIONI  
AGGIUNTIVE  
MORE  
CONFIGURATIONS**

**NOTA:** Il prodotto è completo di dado e o-ring per fissaggio al pannello.

**NOTE:** The product is sold with o-ring and fixing nut.

### CONFIGURAZIONI AGGIUNTIVE / MORE CONFIGURATIONS

Ghiera Inox AISI 304 / Inox AISI 304 Ring Nut min. 50 pcs X

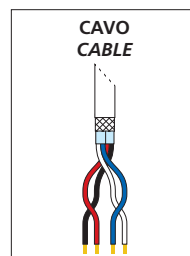
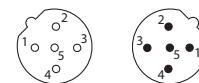
### MATERIALI

Portacontatto in ABS V0 UL94 autoestinguente, contatto tornito in ottone dorato AU03 (maschio) o stampato in bronzo fosforoso e doratura gold flash (femmina), ghiera di tenuta meccanica in Ottone Nichelato. O-ring di tenuta in Viton (femmina)

### MATERIALS

Contact plug in self-extinguishing ABS UL94, turned contact with gold plating AU03 (male) or phosphor bronze contact with gold flash (female), metal ring nut in nickel-plated brass. O-ring in Viton (female).

SPECIFICHE TECNICHE	TECHNICAL SPECIFICATIONS	
Normativa di riferimento	Reference standards	IEC 61076-2-101
Corrente Nominale	Nominal Currents	4 A
Tensione Nominale	Nominal Voltage	60 V AC-DC
Grado di protezione	Protection Class	IP67
Resistività di massa	Resistance	≤ 5mΩ
Temperatura di esercizio	Working Temperature	-20/+80°C



**TABELLA COLORI  
COLOURS TABLE**

BODY SHIELD			
1	V+	RD	RD
3	V-	BK	BK
2	CAN_H	WH	WH
4	CAN_L	BU	BU

CONNETTORE SCHERMATO  
SHIELDED CONNECTOR

### DEVICENET

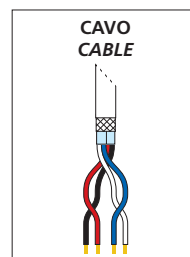
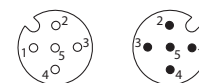
COD.	(F)	(M)
SPECIFICHE CAVO CABLE SPECIFICATIONS	CAVO PVC POSA FISSA PVC FIXED INSTALL. CABLE	CAVO PUR POSA MOBILE PUR DYNAMIC INSTALL. CABLE
Sezioni Sections	(2 x 24awg) SN + (2 x 22awg) SNVST	(2 x 24awg) SN + (2 x 22awg) SNVST
Diametri Diameter	7 +/- 0.2	7 +/- 0.2
Guaina Esterna Outer Jacket	PVC Violet Ral 4001 Oil resistant ISO 6722 STYLE 2464 Flam Test FT1	PUR Violet Ral 4001 Oil resistant ISO 6722/ UL1581/ IEC60811-2-1 STYLE 20233 Flam Test FT1
Norme di riferimento Reference standards	Desina	
Caratteristiche elettriche Electrical characteristics	Nominal Impedence 120 ohm +/- 12 Transmission speed up to 200 mt - 500 Kbit/s	Nominal Impedence 120 ohm +/- 12 Transmission speed up to 200 mt - 500 Kbit/s
Temperatura di lavoro Work range	-25 / +80°C Static App. -5 / +80°C Dynamic App.	-40 / +80°C Static App. -20 / +70°C Dynamic App.
Raggio di curvatura Bending radius	10 x Ø esterno	5 x Ø esterno Static App. 10 x Ø esterno Dynamic App.
Schermatura Shield	I - in poliestere / aluminium sulle coppie II - A treccia - Copertura ≥ 65% Braided coverage ≥ 65%	I - in poliestere / aluminium sulle coppie II - A treccia - Copertura ≥ 65% Braided coverage ≥ 65%
Velocità di traslazione Traslation's speed	---	300 m / min
Accelerazione Acceleration	---	40 m / secq

DEVICENET

DEVICENET



		A						
		M12						
		M AX	M RD	F AX	F RD	M 273	F 593	
B	M12		14	18	22	26	33	36
			12	16	20	24	31	
			07	06	01	05		
			03	04	02			
			09	08				
			10					



**TABELLA COLORI**  
**COLOURS TABLE**

1	SHIELD		
2	V+		RD
3	V-		BK
4	CAN_H		WH
5	CAN_L		BU

CONNETTORE SCHERMATO  
SHIELDED CONNECTOR

**COMPOSIZIONE CODICE**  
**CODE COMPOSITION**

Tipologia cavo (vedi cod. in tabella)  
Cable type (code like table)

**AS-PLDV050/\*\*\***

lunghezza cavo (vedi cod. in tabella)  
Cable length (code like table)

001 = 10 cm  
010 = 1 m  
100 = 10 m

Cod. (vedi tabella)  
Code (like tab)

**CONFIGURAZIONI AGGIUNTIVE**  
**MORE CONFIGURATIONS**

X = ghiera inox / inox ring nut

**DEVICENET**

COD.	(F)	(M)
<b>SPECIFICHE CAVO</b> <b>CABLE SPECIFICATIONS</b>	<b>CAVO PVC POSA FISSA</b> <b>PVC FIXED INSTALL. CABLE</b>	<b>CAVO PUR POSA MOBILE</b> <b>PUR DYNAMIC INSTALL. CABLE</b>
Sezioni Sections	(2 x 24awg) SN + (2 x 22awg) SN/ST	(2 x 24awg) SN + (2 x 22awg) SN/ST
Diametri Diameter	7 +/- 0.2	7 +/- 0.2
Guaina Esterna Outer Jacket	PVC Violet Ral 4001 Oil resistant ISO 6722 STYLE 2464 Flam Test FT1	PUR Violet Ral 4001 Oil resistant ISO 6722/UL1581/IEC60811-2-1 STYLE 20233 Flam Test FT1
Norme di riferimento Reference standards		

Caratteristiche elettriche Electrical characteristics	Nominal Impedance 120 ohm +/- 12 Transmission speed up to 200 mt - 500 Kbit/s	Nominal Impedance 120 ohm +/- 12 Transmission speed up to 200 mt - 500 Kbit/s
Temperatura di lavoro Work range	-25 / +80°C Static App. -5 / +80°C Dynamic App.	-40 / +80°C Static App. -20 / +70°C Dynamic App.
Raggio di curvatura Bending radius	10 x Ø esterno	5 x Ø esterno Static App. 10 x Ø esterno Dynamic App.
Schermatura Shield	I - in poliestere / alluminio sulle coppie II - A treccia - Copertura ≥ 65% Braided coverage ≥ 65%	I - in poliestere / alluminio sulle coppie II - A treccia - Copertura ≥ 65% Braided coverage ≥ 65%
Velocità di traslazione Traslation's speed	---	300 m / min
Accelerazione Acceleration	---	40 m / secq

**CONFIGURAZIONI AGGIUNTIVE / MORE CONFIGURATIONS**

Ghiera Inox AISI 304 / Inox AISI 304 Ring Nut min. 50 pcs X

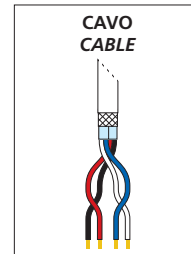
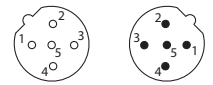
SPECIFICHE TECNICHE	TECHNICAL SPECIFICATIONS
Normativa di riferimento	Reference standards IEC 61076-2-101
Corrente Nominale	Nominal Currents 4 A
Tensione Nominale	Nominal Voltage 60 V AC-DC
Grado di protezione	Protection Class IP67
Resistività di massa	Resistance ≤ 5mΩ
Temperatura di esercizio	Working Temperature -20/+80°C

DEVICENET

DEVICENET



		A						
		M12						
		M AX	M RD	F AX	F RD	M 273	F 593	
B	M12		14	18	22	26	33	36
			12	16	20	24	31	
			07	06	01	05		
			03	04	02			
			09	08				
			10					



**TABELLA COLORI COLOURS TABLE**

BODY SHIELD	CONDUTTORE	COLORI	ABBREVIAZIONE
1	V+	[Red]	RD
3	V-	[Black]	BK
2	CAN_H	[White]	WH
4	CAN_L	[Blue]	BU

CONNETTORE SCHERMATO SHIELDED CONNECTOR

**COMPOSIZIONE CODICE CODE COMPOSITION**

Tipologia cavo (vedi cod. in tabella) Cable type (code like table)

**AS-PLDVB050/\*\*\***

lunghezza cavo cable lenght  
 001 = 10 cm  
 010 = 1 m  
 100 = 10 m  
 Cod. (vedi tabella) Code (like tab)

**CONFIGURAZIONI AGGIUNTIVE MORE CONFIGURATIONS**

X = ghiera inox / inox ring nut


### CONFIGURAZIONI AGGIUNTIVE / MORE CONFIGURATIONS

Ghiera Inox AISI 304 / Inox AISI 304 Ring Nut min. 50 pcs **X**

SPECIFICHE TECNICHE	TECHNICAL SPECIFICATIONS	
Normativa di riferimento	Reference standards	IEC 61076-2-101
Corrente Nominale	Nominal Currents	4 A
Tensione Nominale	Nominal Voltage	60 V AC-DC
Grado di protezione	Protection Class	IP67
Resistività di massa	Resistance	≤ 5mΩ
Temperatura di esercizio	Working Temperature	-20/+80°C

### DEVICENET

COD.	(F)	(M)
<b>SPECIFICHE CAVO CABLE SPECIFICATIONS</b>	<b>CAVO PVC POSA FISSA PVC FIXED INSTALL. CABLE</b>	<b>CAVO PUR POSA MOBILE PUR DYNAMIC INSTALL. CABLE</b>
Sezioni Sections	(2 x 24awg) SN + (2 x 22awg) SN/ST	(2 x 24awg) SN + (2 x 22awg) SN/ST
Diametri Diameter	7 +/- 0.2	7 +/- 0.2
Guaina Esterna Outer Jacket	PVC Violet Ral 4001 Oil resistant ISO 6722 STYLE 2464 Flam Test FT1	PUR Violet Ral 4001 Oil resistant ISO 6722/ UL1581/ IEC60811-2-1 STYLE 20233 Flam Test FT1
Norme di riferimento Reference standards		
Caratteristiche elettriche Electrical characteristics	Nominal Impedence 120 ohm +/- 12 Transmission speed up to 200 mt - 500 Kbit/s	Nominal Impedence 120 ohm +/- 12 Transmission speed up to 200 mt - 500 Kbit/s
Temperatura di lavoro Work range	-25 / +80°C Static App. -5 / +80°C Dynamic App.	-40 / +80°C Static App. -20 / +70°C Dynamic App.
Raggio di curvatura Bending radius	10 x Ø esterno	5 x Ø esterno Static App. 10 x Ø esterno Dynamic App.
Schermatura Shield	I - in poliestere / aluminium sulle coppie II - A treccia - Copertura ≥ 65% Braided coverage ≥ 65%	I - in poliestere / aluminium sulle coppie II - A treccia - Copertura ≥ 65% Braided coverage ≥ 65%
Velocità di traslazione Traslation's speed	---	300 m / min
Accelerazione Acceleration	---	40 m / secq





CAN OPEN

CAN OPEN

# Connettori e Prolunghe per Reti CanOpen

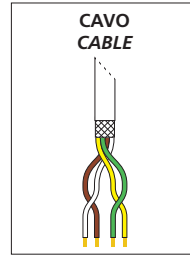
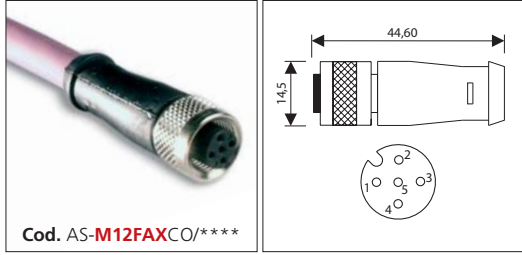
*Connectors and extenders  
for CanOpen networks*



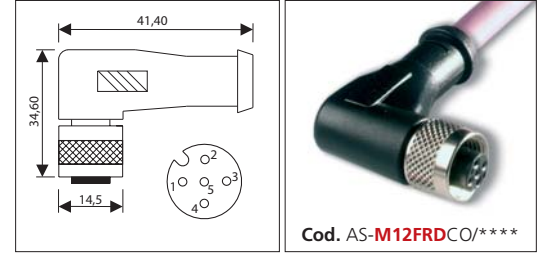
**CAN OPEN**

**CAN OPEN**


**FEMMINA AX / FEMALE AX**



**FEMMINA RD / FEMALE RD**



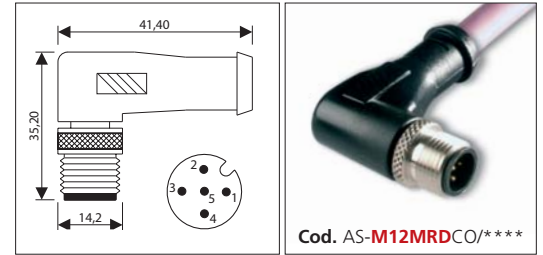
**MASCHIO AX / MALE AX**



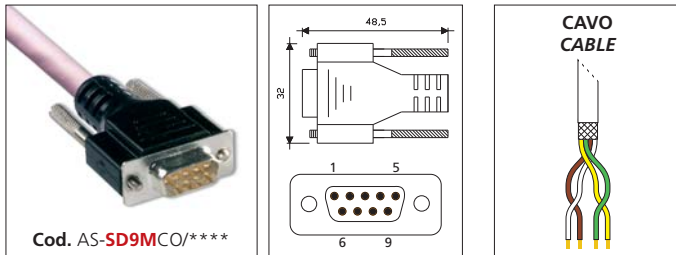
**TABELLA COLORI  
COLOURS TABLE**

1	SHIELD		
2	CAN_V+		BN
3	CAN_GND		WH
4	CAN_H		YE
5	CAN_L		GN

**MASCHIO RD / MALE RD**



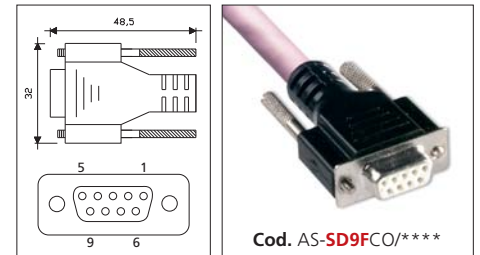
**MASCHIO SUB D / MALE SUB D**



**TABELLA COLORI  
COLOURS TABLE**

2	CAN_L		GN
3	CAN_GND		WH
7	CAN_H		YE
9	CAN_V+		BN
5	SHIELD		

**FEMMINA SUB D / FEMALE SUB D**



**COMPOSIZIONE CODICE  
CODE COMPOSITION**

Tipologia cavo (vedi cod. in tabella)  
Cable type (code like table)

Cod. (vedi disegno)  
Code (like drawing)

**AS-\*\*\*\*CO/050\*\***

lunghezza cavo  
cable length  
001 = 10 cm  
010 = 1 m  
100 = 10 m

**CONFIGURAZIONI AGGIUNTIVE  
MORE CONFIGURATIONS**

H = schermo connesso alla ghiera  
shield connect nut  
X = ghiera inox / inox ring nut  
HX = connettore schermato e ghiera inox  
shielded connector and inox ring nut

**CONFIGURAZIONI AGGIUNTIVE / MORE CONFIGURATIONS**

Ghiera Inox AISI 304 / <i>Inox AISI 304 Ring Nut</i>	min. 50 pcs	X
Connettore schermato / <i>Shielded Connector</i>		H

**MATERIALI M12**

Portacontatto in ABS V0 UL94 autoestinguente, contatto tornito in ottone dorato AU03 (maschio) o stampato in bronzo fosforoso e doratura gold flash (femmina), ghiera di tenuta meccanica in Ottone Nichelato, corpo in poliammide nero durezza shore 92H. O-ring di tenuta in Viton (femmina)

**MATERIALS M12**

Contact plug in self-extinguishing ABS UL94, turned contact with gold plating AU03 (male) or phosphorouse bronze contact with gold flash (female), metal ring nut in nickel-plated brass, body in black polyamide, shore hardness 92H. O-ring in Viton (female).

SPECIFICHE TECNICHE M12	TECHNICAL SPECIFICATIONS M12
Normativa di riferimento	Reference standards IEC 61076-2-101
Corrente Nominale	Nominal Currents 4 A
Tensione Nominale	Nominal Voltage 60 V AC-DC
Grado di protezione	Protection Class IP67
Resistività di massa	Resistance ≤ 5mΩ
Temperatura di esercizio	Working Temperature -20/+80°C

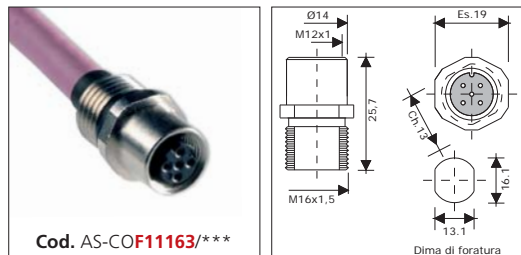
**CAN OPEN**

COD.	(F)	(M)
<b>SPECIFICHE CAVO CABLE SPECIFICATIONS</b>	<b>CAVO PVC POSA FISSA PVC FIXED INSTALL. CABLE</b>	<b>CAVO PUR POSA MOBILE PUR DYNAMIC INSTALL. CABLE</b>
Sezioni <i>Sections</i>	2 x 2 x 22AWG ST	2 x 2 x 22AWG ST
Diametri <i>Diameter</i>	7 +/- 0.2	7.4 +/- 0.2
Guaina Esterna <i>Outer Jacket</i>	PVC Violet Ral 4001 Oil resistant UL 1581 STYLE 2502 Flam retardant FT1	PUR Violet Ral 4001 Oil resistant UL 1581 STYLE 20236 Flam retardant FT1 Halogen Free
Norme di riferimento <i>Reference standards</i>	Classe 2	Classe 6
Caratteristiche elettriche <i>Electrical characteristics</i>	Nominal Capacity 50 pF/m Nominal Impedence 120 ohm Transmission speed up to 40 mt - 1000 Kbit/s	Nominal Capacity 50 pF/m Nominal Impedence 120 ohm Transmission speed up to 40 mt - 1000 Kbit/s
Temperatura di lavoro <i>Work range</i>	-20 / +80°C Static App.	-20 / +80°C Static App. -15 / +70°C Dynamic App.
Raggio di curvatura <i>Bending radius</i>	5 x Ø esterno	10 x Ø esterno
Schermatura <i>Shield</i>	A treccia - Copertura ≥ 85% Braided coverage ≥ 85%	A treccia - Copertura ≥ 85% Braided coverage ≥ 85%
Velocità di traslazione <i>Traslation's speed</i>	---	200 m / min
Accelerazione <i>Acceleration</i>	---	10 m / secq

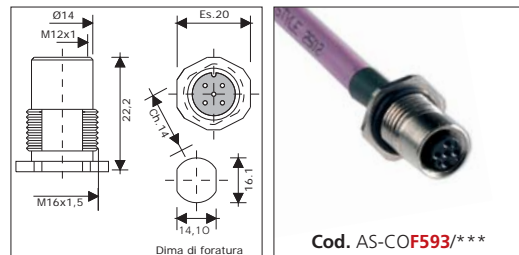
### CAN OPEN

### CAN OPEN

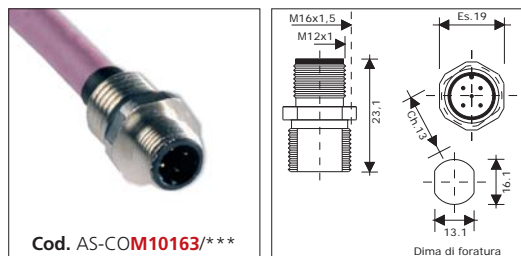
#### FEMMINA montaggio frontale con cavo FEMALE front mounting with cable



#### FEMMINA montaggio posteriore con cavo FEMALE rear mounting with cable



#### MASCHIO montaggio frontale con cavo MALE front mounting with cable



#### MASCHIO montaggio posteriore con cavo MALE rear mounting with cable

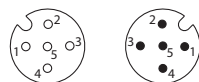
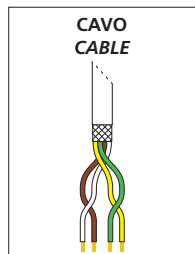
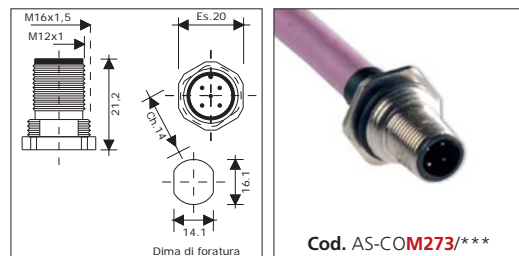


TABELLA COLORI  
COLOURS TABLE

1	SHIELD		
2	CAN_V+		BN
3	CAN_GND		WH
4	CAN_H		YE
5	CAN_L		GN

**NOTA:** Il prodotto è completo di dado e o-ring per fissaggio al pannello.

**NOTE:** The product is sold with o-ring and fixing nut.

#### CONFIGURAZIONI AGGIUNTIVE / MORE CONFIGURATIONS

Ghiera Inox AISI 304 / Inx AISI 304 Ring Nut	min. 50 pcs	<b>X</b>
Connettore schermato / Shielded Connector		<b>H</b>

#### MATERIALI

Portacontatto in ABS V0 UL94 autoestinguente, contatto tornito in ottone dorato AU03 (maschio) o stampato in bronzo fosforoso e doratura gold flash (femmina), ghiera di tenuta meccanica in Ottone Nichelato. O-ring di tenuta in Viton (femmina)

#### MATERIALS

Contact plug in self-extinguishing ABS UL94, turned contact with gold plating AU03 (male) or phosphorouse bronze contact with gold flash (female), metal ring nut in nickel-plated brass. O-ring in Viton (female).

SPECIFICHE TECNICHE	TECHNICAL SPECIFICATIONS	
Normativa di riferimento	Reference standards	IEC 61076-2-101
Corrente Nominale	Nominal Currents	4 A
Tensione Nominale	Nominal Voltage	60 V AC-DC
Grado di protezione	Protection Class	IP67
Resistività di massa	Resistance	≤ 5mΩ
Temperatura di esercizio	Working Temperature	-20/+80°C

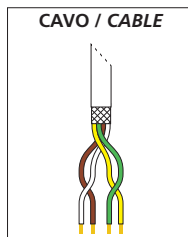
COMPOSIZIONE CODICE CODE COMPOSITION	CONFIGURAZIONI AGGIUNTIVE MORE CONFIGURATIONS
Tipologia cavo (vedi cod. in tabella) Cable type (code like table) Cod. (vedi disegno) Code (like drawing)	
AS-CO****/050***	
lunghezza cavo cable lenght 001 = 10 cm 010 = 1 m 100 = 10 m	H = schermo connesso alla ghiera shield connect nut X = ghiera inox / inox ring nut 010 = 1 m HX = connettore schermato e ghiera inox shielded connector and inox ring nut

#### CAN OPEN

COD.	(F)	(M)
<b>SPECIFICHE CAVO CABLE SPECIFICATIONS</b>	<b>CAVO PVC POSA FISSA PVC FIXED INSTALL. CABLE</b>	<b>CAVO PUR POSA MOBILE PUR DYNAMIC INSTALL. CABLE</b>
Sezioni Sections	2 x 2 x 22AWG ST	2 x 2 x 22AWG ST
Diametri Diameter	7 +/- 0.2	7.4 +/- 0.2
Guaina Esterna Outer Jacket	PVC Violet Ral 4001 Oil resistant UL 1581 STYLE 2502 Flam retardant FT1	PUR Violet Ral 4001 Oil resistant UL 1581 STYLE 20236 Flam retardant FT1 Halogen Free
Norme di riferimento Reference standards	Desina Classe 2	Desina Classe 6
Caratteristiche elettriche Electrical characteristics	Nominal Capacity 50 pF/m Nominal Impedence 120 ohm Transmission speed up to 40 mt - 1000 Kbit/s	Nominal Capacity 50 pF/m Nominal Impedence 120 ohm Transmission speed up to 40 mt - 1000 Kbit/s
Temperatura di lavoro Work range	-20 / +80°C Static App.	-20 / +80°C Static App. -15 / +70°C Dynamic App.
Raggio di curvatura Bending radius	5 x Ø esterno	10 x Ø esterno
Schermatura Shield	A treccia - Copertura ≥ 85% Braided coverage ≥ 85%	A treccia - Copertura ≥ 85% Braided coverage ≥ 85%
Velocità di traslazione Traslation's speed	---	200 m / min
Accelerazione Acceleration	---	10 m / secq

CAN OPEN

CAN OPEN



PROLUNGHE DIRITTE / PROLUNGHE DIRITTE					
A			B		
M12	SUB09		M12		SUB09
1	5	SHIELD		1	5
2	9	CAN_V+	BN	2	9
3	3	CAN_GND	WH	3	3
4	7	CAN_H	YE	4	7
5	2	CAN_L	GN	5	2

		A							
		M12				SUB 09			
		M AX	M RD	F AX	F RD	M 273	F 593	M	F
SUB 09	F	14	17	05	10	54	52	20	19
	M	15	18	06	11	50	48	21	
M12	F 593	47	46	45	44	42	40		
	M 273	32	31	30	29	27			
	F RD	08	09	02	07				
	F AX	03	04	01					
	M RD	13	16						
	M AX	12							

**COMPOSIZIONE CODICE**  
CODE COMPOSITION

Tipologia cavo (vedi cod. in tabella)  
Cable type (code like table)

**AS-PLCO050/\*\*\***

lunghezza cavo  
cable length  
001 = 10 cm  
010 = 1 m  
100 = 10 m

Cod. (vedi tabella)  
Code (like tab)

**CONFIGURAZIONI AGGIUNTIVE**  
MORE CONFIGURATIONS

\*\*\*

H = connettore schermato  
shielded connector  
X = ghiera inox / inox ring nut  
HX = connettore schermato e ghiera inox  
shielded connector and inox ring nut

### CAN OPEN

COD.	(F)	(M)
<b>SPECIFICHE CAVO</b> CABLE SPECIFICATIONS	<b>CAVO PVC POSA FISSA</b> PVC FIXED INSTALL. CABLE	<b>CAVO PUR POSA MOBILE</b> PUR DYNAMIC INSTALL. CABLE
Sezioni Sections	2 x 2 x 22AWG ST	2 x 2 x 22AWG ST
Diametri Diameter	7 +/- 0.2	7.4 +/- 0.2
Guaina Esterna Outer Jacket	PVC Violet Ral 4001 Oil resistant UL 1581 STYLE 2502 Flam retardant FT1	PUR Violet Ral 4001 Oil resistant UL 1581 STYLE 20236 Flam retardant FT1 Halogen Free
Norme di riferimento Reference standards	Desina Classe 2	Desina Classe 6
Caratteristiche elettriche Electrical characteristics	Nominal Capacity 50 pf/m Nominal Impedence 120 ohm Transmission speed up to 40 mt - 1000 Kbit/s	Nominal Capacity 50 pf/m Nominal Impedence 120 ohm Transmission speed up to 40 mt - 1000 Kbit/s
Temperatura di lavoro Work range	-20 / +80°C Static App.	-20 / +80°C Static App. -15 / +70°C Dynamic App.
Raggio di curvatura Bending radius	5 x Ø esterno	10 x Ø esterno
Schermatura Shield	A treccia - Copertura ≥ 85% Braided coverage ≥ 85%	A treccia - Copertura ≥ 85% Braided coverage ≥ 85%
Velocità di traslazione Traslation's speed	---	200 m / min
Accelerazione Acceleration	---	10 m / secq

### CONFIGURAZIONI AGGIUNTIVE / MORE CONFIGURATIONS

Ghiera Inox AISI 304 / Inox AISI 304 Ring Nut	min. 50 pcs	X
Connettore schermato / Shielded Connector		H

### SPECIFICHE TECNICHE M12

### TECHNICAL SPECIFICATIONS M12

Normativa di riferimento	Reference standards	IEC 61076-2-101
Corrente Nominale	Nominal Currents	4 A
Tensione Nominale	Nominal Voltage	60 V AC-DC
Grado di protezione	Protection Class	IP67
Resistività di massa	Resistance	≤ 5mΩ
Temperatura di esercizio	Working Temperature	-20/+80°C

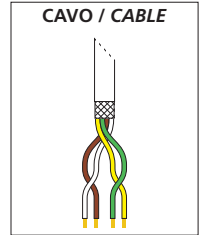
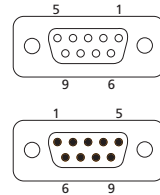
CAN OPEN

CAN OPEN



TIPOLOGIA CONNESSIONI			COD
A	B	C	
M12 - Fem	M12 - Ma	M12 - Fem - AX	01
M12 - Fem	M12 - Ma	M12 - Fem - RD	02
M12 - Fem	M12 - Ma	M12 - Mas - AX	03
M12 - Fem	M12 - Ma	M12 - Mas - RD	04
M12 - Fem	M12 - Ma	SUB - 09 Fem	05
M12 - Fem	M12 - Ma	SUB - 09 Mas	06
M12 - Fem	M12 - Ma	Fili liberi - Free	07

A-B		C		
M12		M12	SUB09	
1	SHIELD	1	5	
2	CAN_V+	2	9	
3	CAN_GND	3	3	
4	CAN_H	4	7	
5	CAN_L	5	2	



CONFIGURAZIONI AGGIUNTIVE / MORE CONFIGURATIONS			
Ghiera Inox AISI 304 / Inox AISI 304 Ring Nut	min. 50 pcs		X
Connettore schermato / Shielded Connector			H

**MATERIALI M12**  
Portacontatto in ABS V0 UL94 autoestinguente, contatto tornito in ottone dorato AU03 (maschio) o stampato in bronzo fosforoso e doratura gold flash (femmina), ghiera di tenuta meccanica in Ottone Nichelato, corpo in poliammide nero durezza shore 92H. O-ring di tenuta in Viton (femmina)

**MATERIALS M12**  
Contact plug in self-extinguishing ABS UL94, turned contact with gold plating AU03 (male) or phosphorouse bronze contact with gold flash (female), metal ring nut in nickel-plated brass, body in black polyamide, shore hardness 92H. O-ring in Viton (female).

SPECIFICHE TECNICHE M12	TECHNICAL SPECIFICATIONS M12	
Normativa di riferimento	Reference standards	IEC 61076-2-101
Corrente Nominale	Nominal Currents	4 A
Tensione Nominale	Nominal Voltage	60 V AC-DC
Grado di protezione	Protection Class	IP67
Resistività di massa	Resistance	≤ 5mΩ
Temperatura di esercizio	Working Temperature	-20/+80°C

COMPOSIZIONE CODICE CODE COMPOSITION	CONFIGURAZIONI AGGIUNTIVE MORE CONFIGURATIONS
Tipologia cavo (vedi cod. in tabella) Cable type (code like table)  <b>AS-TRCO050/***</b>  lunghezza cavo (vedi tabella) cable length 001 = 10 cm 010 = 1 m 100 = 10 m Cod. (vedi tabella) Code (like tab)	H = connettore schermato shielded connector X = ghiera inox / inox ring nut HX = connettore schermato e ghiera inox shielded connector and inox ring nut

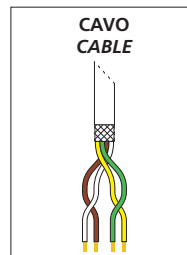
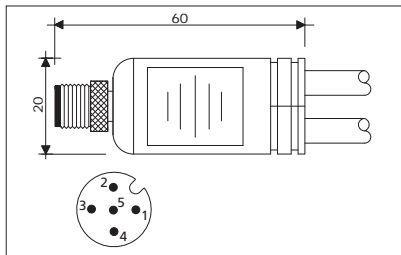
### CAN OPEN

COD.	(F)	(M)
<b>SPECIFICHE CAVO</b> CABLE SPECIFICATIONS	<b>CAVO PVC POSA FISSA</b> PVC FIXED INSTALL. CABLE	<b>CAVO PUR POSA MOBILE</b> PUR DYNAMIC INSTALL. CABLE
Sezioni Sections	2 x 2 x 22AWG ST	2 x 2 x 22AWG ST
Diametri Diameter	7 +/- 0.2	7.4 +/- 0.2
Guaina Esterna Outer Jacket	PVC Violet Ral 4001 Oil resistant UL 1581 STYLE 2502 Flam retardant FT1	PUR Violet Ral 4001 Oil resistant UL 1581 STYLE 20236 Flam retardant FT1 Halogen Free
Norme di riferimento Reference standards	Desina Classe 2	Desina Classe 6
Caratteristiche elettriche Electrical characteristics	Nominal Capacity 50 pf/m Nominal Impedence 120 ohm Transmission speed up to 40 mt - 1000 Kbit/s	Nominal Capacity 50 pf/m Nominal Impedence 120 ohm Transmission speed up to 40 mt - 1000 Kbit/s
Temperatura di lavoro Work range	-20 / +80°C Static App.	-20 / +80°C Static App. -15 / +70°C Dynamic App.
Raggio di curvatura Bending radius	5 x Ø esterno	10 x Ø esterno
Schermatura Shield	A treccia - Copertura ≥ 85% Braided coverage ≥ 85%	A treccia - Copertura ≥ 85% Braided coverage ≥ 85%
Velocità di traslazione Traslation's speed	---	200 m / min
Accelerazione Acceleration	---	10 m / secq

CAN OPEN

CAN OPEN

**MASCHIO / MALE**



**TABELLA COLORI**  
**COLOURS TABLE**

1	SHIELD		
2	CAN_V+		BN
3	CAN_GND		WH
4	CAN_H		YE
5	CAN_L		GN

		<b>A</b>				
		<b>M12</b>				<b>FREE</b>
		<b>M AX</b>	<b>M RD</b>	<b>F AX</b>	<b>F RD</b>	<b>FREE</b>
<b>B</b>	<b>FREE</b>					
	<b>FREE</b>	09	13	16	18	19
	<b>F RD</b>	04	12	15	17	
	<b>F AX</b>	03	11	14		
	<b>M RD</b>	02	10			
<b>M12</b>	<b>M AX</b>	01				

**COMPOSIZIONE CODICE**  
**CODE COMPOSITION**

Tipologia cavo (vedi cod. in tabella)  
Cable type (code like table)

**AS-COYM050/\*\*\*\***

lunghezza cavo (vedi cod. in tabella)  
Cable length (code like table)

001 = 10 cm  
010 = 1 m  
100 = 10 m

Cod. (vedi tabella)  
Code (like tab)

**CONFIGURAZIONI AGGIUNTIVE**  
**MORE CONFIGURATIONS**

H = connettore schermato shielded connector  
X = ghiera inox / inox ring nut  
HX = connettore schermato e ghiera inox shielded connector and inox ring nut

**CONFIGURAZIONI AGGIUNTIVE / MORE CONFIGURATIONS**

Ghiera Inox AISI 304 / Inox AISI 304 Ring Nut	min. 50 pcs	X
Connettore schermato / Shielded Connector		H

**MATERIALI**

Portacontatto in ABS V0 UL94 autoestinguente, contatto tornito in ottone dorato AU03 (maschio) o stampato in bronzo fosforoso e doratura gold flash (femmina), ghiera di tenuta meccanica in Ottone Nichelato, corpo in poliammide nero durezza shore 92H. O-ring di tenuta in Viton (femmina)

**MATERIALS**

Contact plug in self-extinguishing ABS UL94, turned contact with gold plating AU03 (male) or phosphorous bronze contact with gold flash (female), metal ring nut in nickel-plated brass, body in black polyamide, shore hardness 92H. O-ring in Viton (female).

<b>SPECIFICHE TECNICHE</b>	<b>TECHNICAL SPECIFICATIONS</b>
Normativa di riferimento	Reference standards IEC 61076-2-101
Corrente Nominale	Nominal Currents 4 A
Tensione Nominale	Nominal Voltage 60 V AC-DC
Grado di protezione	Protection Class IP67
Resistività di massa	Resistance ≤ 5mΩ
Temperatura di esercizio	Working Temperature -20/+80°C

**CAN OPEN**

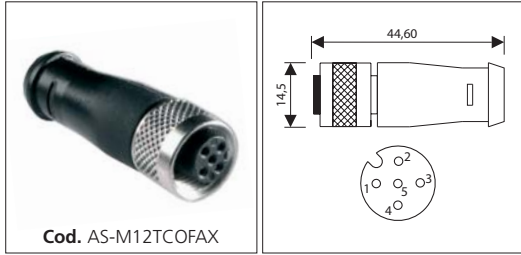
COD.	(F)	(M)
<b>SPECIFICHE CAVO</b> <b>CABLE SPECIFICATIONS</b>	<b>CAVO PVC POSA FISSA</b> <b>PVC FIXED INSTALL. CABLE</b>	<b>CAVO PUR POSA MOBILE</b> <b>PUR DYNAMIC INSTALL. CABLE</b>
<b>Sezioni</b> <b>Sections</b>	2 x 2 x 22AWG ST	2 x 2 x 22AWG ST
<b>Diametri</b> <b>Diameter</b>	7 +/- 0.2	7.4 +/- 0.2
<b>Guaina Esterna</b> <b>Outer Jacket</b>	PVC Violet Ral 4001 Oil resistant UL 1581 STYLE 2502 Flam retardant FT1	PUR Violet Ral 4001 Oil resistant UL 1581 STYLE 20236 Flam retardant FT1 Halogen Free
<b>Norme di riferimento</b> <b>Reference standards</b>	Desina Classe 2	Desina Classe 6
<b>Caratteristiche elettriche</b> <b>Electrical characteristics</b>	Nominal Capacity 50 pf/m Nominal Impedence 120 ohm Transmission speed up to 40 mt - 1000 Kbit/s	Nominal Capacity 50 pf/m Nominal Impedence 120 ohm Transmission speed up to 40 mt - 1000 Kbit/s
<b>Temperatura di lavoro</b> <b>Work range</b>	-20 / +80°C Static App.	-20 / +80°C Static App. -15 / +70°C Dynamic App.
<b>Raggio di curvatura</b> <b>Bending radius</b>	5 x Ø esterno	10 x Ø esterno
<b>Schermatura</b> <b>Shield</b>	A treccia - Copertura ≥ 85% Braided coverage ≥ 85%	A treccia - Copertura ≥ 85% Braided coverage ≥ 85%
<b>Velocità di traslazione</b> <b>Traslation's speed</b>	---	200 m / min
<b>Accelerazione</b> <b>Acceleration</b>	---	10 m / secq

### CAN OPEN

### CAN OPEN

## TERMINATORI DI RETE / NETWORK TERMINATORS

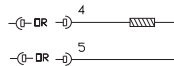
### FEMMINA AX / FEMALE AX



①-DR ① X N.C.

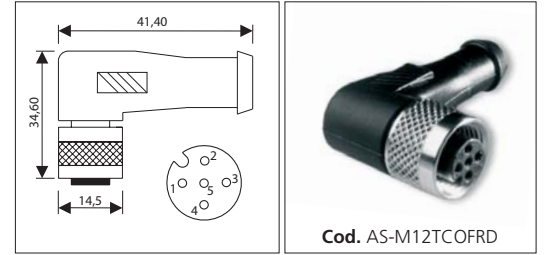
①-DR ② X N.C.

①-DR ③ X N.C.




R: 120 OHM 1/4 WATT

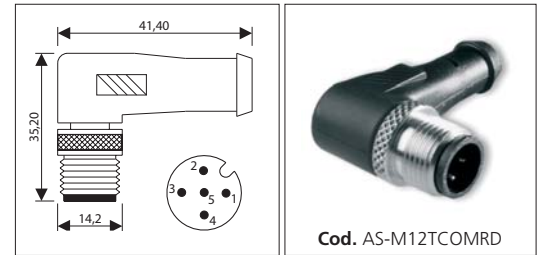
### FEMMINA RD / FEMALE RD



### MASCHIO AX / MALE AX



### MASCHIO RD / MALE RD



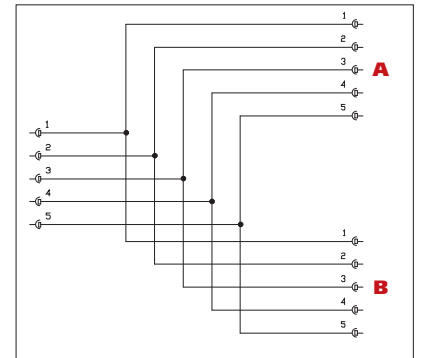
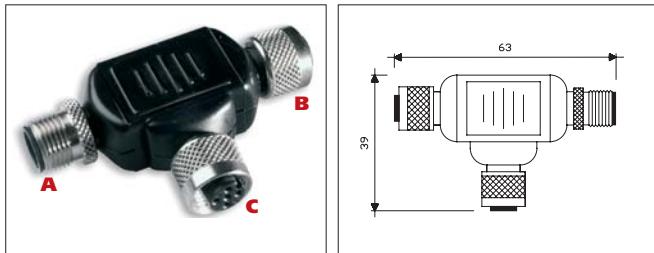
#### MATERIALI

Portacontatto in ABS V0 UL94 autoestinguente, contatto tornito in ottone dorato AU03 (maschio) o stampato in bronzo fosforoso e doratura gold flash (femmina), ghiera di tenuta meccanica in Ottone Nichelato, corpo in poliammide nero durezza shore 92H. O-ring di tenuta in Viton (femmina)

#### MATERIALS

Contact plug in self-extinguishing ABS UL94, turned contact with gold plating AU03 (male) or phosphorous bronze contact with gold flash (female), metal ring nut in nickel-plated brass, body in black polyamide, shore hardness 92H. O-ring in Viton (female).

## RACCORDI A T / ELBOWS T



CONNESSIONI / CONNECTION			CODICE / CODE	
A	B	C	NOT SHIELDED	SHIELDED
M12 - Fem	M12 - Ma	M12 - Fem	AS-RX050505/02	AS-RX050505/02H
M12 - Fem	M12 - Ma	M12 - Ma	AS-RX050505/12	AS-RX050505/12H

#### MATERIALI

Portacontatto in ABS V0 UL94 autoestinguente, contatto tornito in ottone dorato AU03 (maschio) o stampato in bronzo fosforoso e doratura gold flash (femmina), ghiera di tenuta meccanica in Ottone Nichelato, corpo in poliammide nero durezza shore 92H. O-ring di tenuta in Viton (femmina)

#### MATERIALS

Contact plug in self-extinguishing ABS UL94, turned contact with gold plating AU03 (male) or phosphorous bronze contact with gold flash (female), metal ring nut in nickel-plated brass, body in black polyamide, shore hardness 92H. O-ring in Viton (female).

#### SPECIFICHE TECNICHE

#### TECHNICAL SPECIFICATIONS

Normativa di riferimento	Reference standards	IEC 61076-2-101
Corrente Nominale	Nominal Currents	4 A
Tensione Nominale	Nominal Voltage	60 V AC-DC
Grado di protezione	Protection Class	IP67
Resistività di massa	Resistance	≤ 5mΩ
Temperatura di esercizio	Working Temperature	-20/+80°C

## PERSONALIZZAZIONI / TAILOR-MADE SOLUTIONS

Possiamo realizzare reti personalizzate, riducendo il numero di connessioni, ottimizzando l'applicazione finale e riducendone il costo complessivo.

A lato, due esempi:

**1** Rete a catenella. Il suo impiego è destinato a macchine modulari equidistanti tra loro.


**2** Esempio di drop con trunk collegati che permettono di evitare connessioni inutili.

Here are some examples of CAN networks carried out with a minor number of connections allowing economic savings and optimizing final applications.

**1** Daisy chain network designed for modular equidistant machines.

**2** Example of drop and trunk line, connected this way allow to avoid useless connections.







# Connettori EN175301-803

*EN175301-803 Connectors*

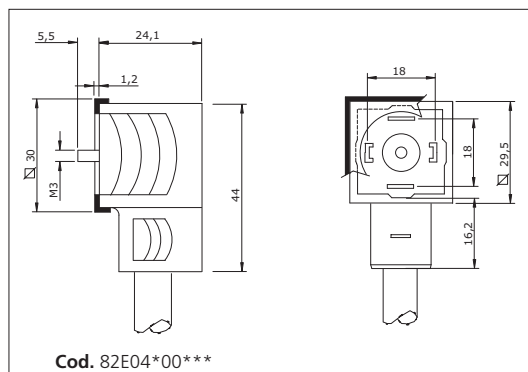


EN175301-803-A, 18mm

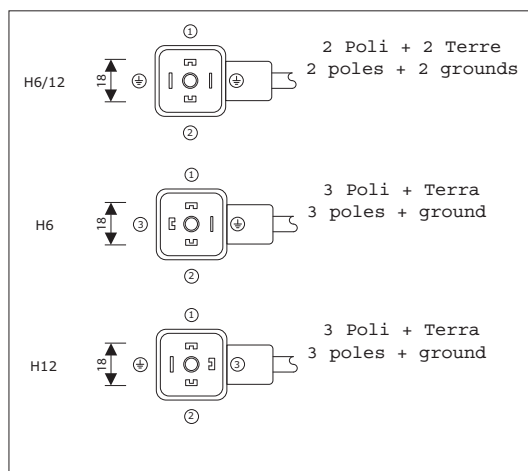


Cod. 82E04\*00\*\*\*

EN175301-803-A, 18mm

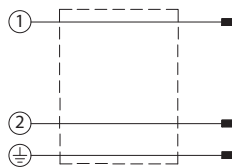


Cod. 82E04\*00\*\*\*

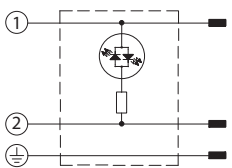


CIRCUITI INTERNI  
INTERNAL CIRCUIT

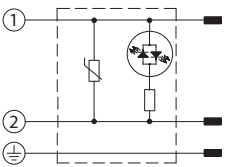
Senza componenti  
Without components



Con led  
With led



Con led e varistore  
With led and varistor



Con led e diodo  
With led and diode

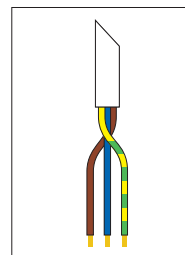
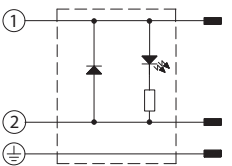


TABELLA COLORI  
COLOURS TABLE

1	BN
2	BU
PE	YEGN

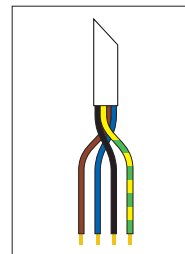


TABELLA COLORI  
COLOURS TABLE

1	BN
2	BU
3	BK
PE	YEGN

COMPOSIZIONE CODICE  
CODE COMPOSITION

Circuito interno (vedi schema elettrico)  
Internal circuit (refer to wiring diagram)

- 0 = con led e varistore / with led and var. 2 poles + heart H6-H12 (24V)
- 1 = senza led / without led 2 poles + heart H6-H12 (24V)
- 2 = con led / with led 2 poles + heart H6-H12 (24V)
- 3 = con led e diodo / with led and diode 2 poles + heart H6-H12 (24V)
- 7 = senza led / without led 3 poles + heart H6 (24V)
- 8 = senza led / without led 3 poles + heart H12 (24V)

8 - 8 2 E 0 4 \* 0 \* \* \*

Tipologia cavo (vedi cod. in tabella)  
Cable type (code like table)

lunghezza cavo  
cable length  
0 = 1 m  
3 = 3 m  
4 = 5 m

CONFIGURAZIONI AGGIUNTIVE  
MORE CONFIGURATIONS

Tensioni  
Voltages  
/115 = 115V  
/230 = 230V

CONFIGURAZIONI AGGIUNTIVE / MORE CONFIGURATIONS

Tensione di lavoro / Rated voltage	min. 50 pcs	/115, /230
Lunghezza variabile / Variable length	min. 50 pcs	ON REQUEST

MATERIALI

Guarnizione in NBR autoestinguente.  
Contatto saldato.

MATERIALS

NBR gasket self-extinguishing.  
Contact soldered.

SPECIFICHE TECNICHE

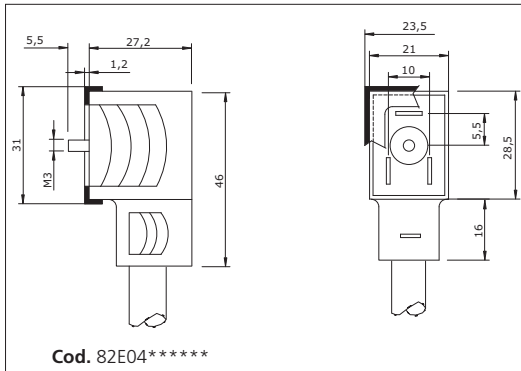
TECHNICAL SPECIFICATIONS

Sistema di fissaggio	Fixing system	vite M3 / screw M3
Distanza Contatti	Contact Distance	18 mm
Tensione Nominale	Nominal Voltage	24 V - 115 V - 230 V
Grado di protezione	Protection Class	IP67
Colore Led	Led Color	Rosso / Red
Temperatura di esercizio (conn.)	Working Temperature (conn.)	-15/+70°C Fix Install
Normativa di riferimento	Reference standards	EN175301-803-A ISO4400 ex DIN43650-A

COD.	0	5	0	5
SPECIFICHE CAVO CABLE SPECIFICATIONS	CAVO PVC PVC CABLE	CAVO PUR PUR CABLE	CAVO PUR PUR CABLE	CAVO PUR PUR CABLE
	Sezioni Sections	3G0.75 mmq	3G0.75 mmq	4G0.75 mmq
Conduttori Conductor	---	---	---	---
Guaina Esterna Outer Jacket	PVC Oil Resistant Flam Retardant	PUR Li-YY11Y Oil Resistant Flam Retardant	PVC Oil Resistant Flam Retardant	PUR Li-YY11Y Oil Resistant Flam Retardant

**EN175301-803-B, 10mm**


Cod. 82E04\*\*\*\*\*

**EN175301-803-B, 10mm**


Cod. 82E04\*\*\*\*\*

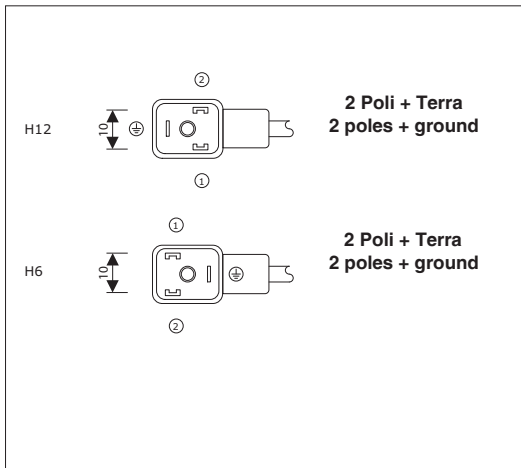
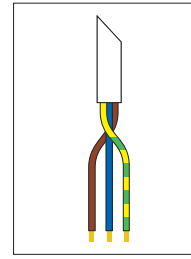
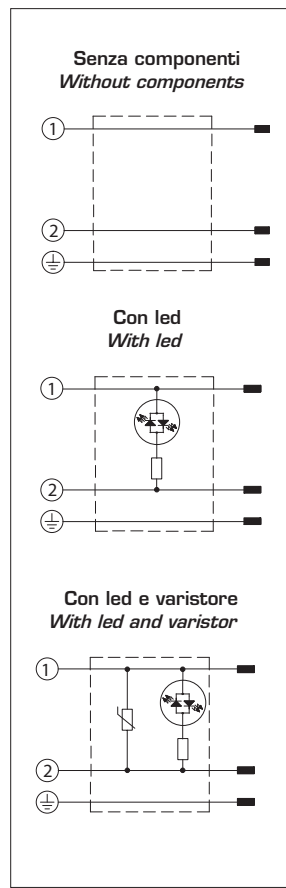

**CIRCUITI INTERNI  
INTERNAL CIRCUIT**


TABELLA COLORI COLOURS TABLE	
1	BN
2	BU
PE	YEGN

COMPOSIZIONE CODICE CODE COMPOSITION	CONFIGURAZIONI AGGIUNTIVE MORE CONFIGURATIONS
Circuito interno (vedi schema elettrico) Internal circuit (refer to wiring diagram)  4 = con led e varistore / with led and var. 5 = senza led / without led 6 = con led / with led  Configurazioni (vedi disegno) Configurations (see drawing)  1 = 2 Poles + hearts H6 (24V) 2 = 2 Poles + hearts H12 (24V)	
<b>8 - 8 2 E 0 4 * * * *</b>	
Tipologia cavo (vedi cod. in tabella) Cable type (code like table) 0 = PVC 5 = PUR	Tensioni Voltages /115 = 115V /230 = 230V
lunghezza cavo cable length 0 = 1 m 3 = 3 m 4 = 5 m	

**CONFIGURAZIONI AGGIUNTIVE / MORE CONFIGURATIONS**

Tensione di lavoro / Rated voltage	min. 50 pcs	<b>/115, /230</b>
Lunghezza variabile / Variable length	min. 50 pcs	<b>ON REQUEST</b>

**MATERIALI**

Guarnizione in NBR autoestinguente.  
Contatto saldato.

**MATERIALS**

NBR gasket self-extinguishing.  
Contact soldered.

SPECIFICHE TECNICHE	TECHNICAL SPECIFICATIONS
Sistema di fissaggio	Fixing system vite M3 / screw M3
Distanza Contatti	Contact Distance 10 mm
Tensione Nominale	Nominal Voltage 24 V - 115 V - 230 V
Grado di protezione	Protection Class IP67
Colore Led	Led Color Rosso / Red
Temperatura di esercizio (conn.)	Working Temperature (conn.) -15/+70°C Fix Install
Normativa di riferimento	Reference standards EN175301-803-B ISO6952 ex DIN43650-B

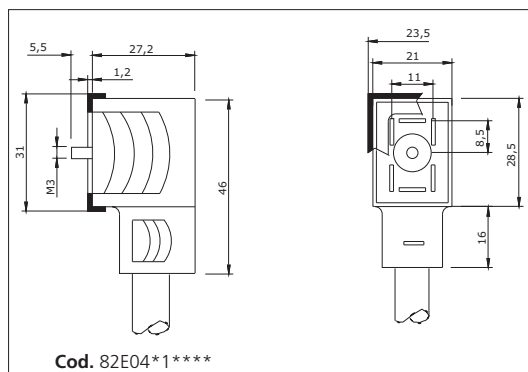
COD.	0	5
	CAVO PVC PVC CABLE	CAVO PUR PUR CABLE
SPECIFICHE CAVO CABLE SPECIFICATIONS		
Sezioni Sections	3G0.75 mmq	3G0.75 mmq
Conduttori Conductor	---	---
Guaina Esterna Outer Jacket	PVC Oil Resistant Flam Retardant	PUR Li-YY11Y Oil Resistant Flam Retardant

DIN 43650-B IND, 11mm

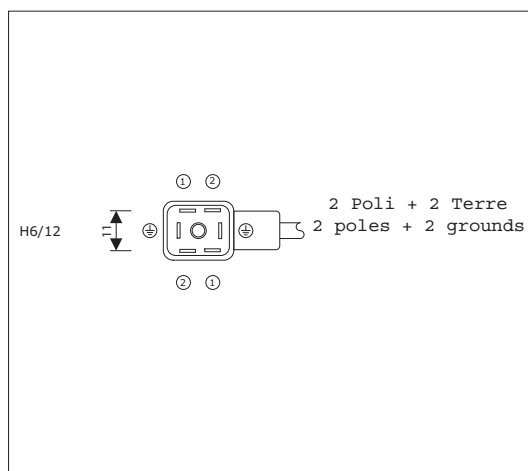


Cod. 82E04\*1\*\*\*\*

DIN 43650-B IND, 11mm

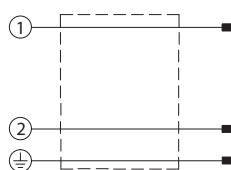


Cod. 82E04\*1\*\*\*\*

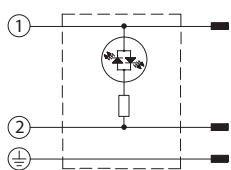


CIRCUITI INTERNI  
INTERNAL CIRCUIT

Senza componenti  
Without components



Con led  
With led



Con led e varistore  
With led and varistor

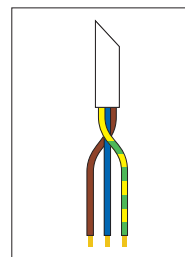
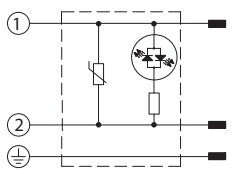


TABELLA COLORI  
COLOURS TABLE

1	BN
2	BU
PE	YEGN

COMPOSIZIONE CODICE  
CODE COMPOSITION

Circuito interno (vedi schema elettrico)  
Internal circuit (refer to wiring diagram)

- 0 = con led e varistore / with led and var.
- 1 = senza led / without led
- 2 = con led / with led

Configurazioni (vedi disegno)  
Configurations (see drawing)

1 = 2 Poles + hearts H6-H12 (24V)

8 - 8 2 E 0 4 \* \* \* \*

Tipologia cavo (vedi cod. in tabella)  
Cable type (code like table)

lunghezza cavo  
cable length

- 0 = 1 m
- 3 = 3 m
- 4 = 5 m

CONFIGURAZIONI  
AGGIUNTIVE  
MORE  
CONFIGURATIONS

Tensioni  
Voltages

- /115 = 115V
- /230 = 230V

CONFIGURAZIONI AGGIUNTIVE / MORE CONFIGURATIONS

Tensione di lavoro / Rated voltage	min. 50 pcs	/115, /230
Lunghezza variabile / Variable length	min. 50 pcs	ON REQUEST

MATERIALI

Guarnizione in NBR autoestinguente.  
Contatto saldato.

MATERIALS

NBR gasket self-extinguishing.  
Contact soldered.

SPECIFICHE TECNICHE TECHNICAL SPECIFICATIONS

Sistema di fissaggio	Fixing system	vite M3 / screw M3
Distanza Contatti	Contact Distance	11 mm
Tensione Nominale	Nominal Voltage	24 V - 115 V - 230 V
Grado di protezione	Protection Class	IP67
Colore Led	Led Color	Rosso / Red
Temperatura di esercizio (conn.)	Working Temperature (conn.)	-15/+70°C Fix Install
Normativa di riferimento	Reference standards	EN175301-803-B IND ex DIN43650-B IND

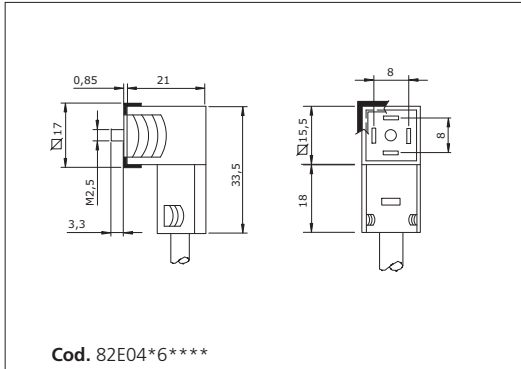
COD.	0	5
	SPECIFICHE CAVO CABLE SPECIFICATIONS	CAVO PVC PVC CABLE
Sezioni Sections	3G0.75 mmq	3G0.75 mmq
Conduttori Conductor	---	---
Guaina Esterna Outer Jacket	PVC Oil Resistant Flam Retardant	PUR Li-YY11Y Oil Resistant Flam Retardant

### EN175301-803-C, 8mm

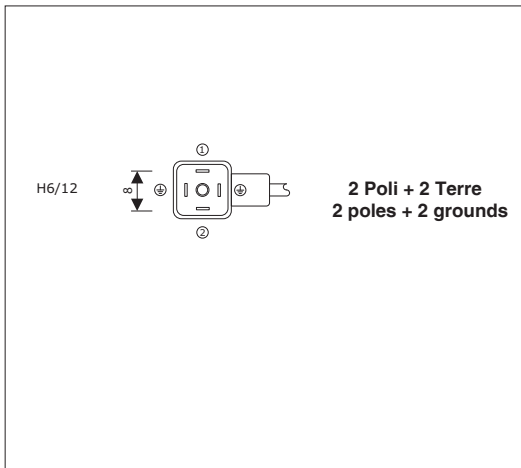


Cod. 82E04\*6\*\*\*\*

### EN175301-803-C, 8mm



Cod. 82E04\*6\*\*\*\*



#### CIRCUITI INTERNI INTERNAL CIRCUIT

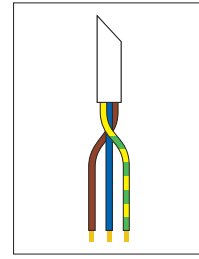
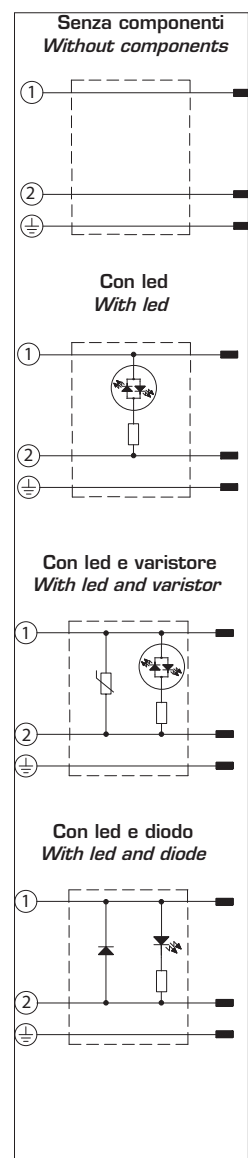


TABELLA COLORI COLOURS TABLE	
1	BN
2	BU
PE	YEGN

COMPOSIZIONE CODICE CODE COMPOSITION	CONFIGURAZIONI AGGIUNTIVE MORE CONFIGURATIONS
Circuito interno (vedi schema elettrico) Internal circuit (refer to wiring diagram)	
0 = con led e varistore / with led and var.	
1 = senza led / without led	
2 = con led / with led	
3 = con led e diodo / with led and diode	
Configurazioni (vedi disegno) Configurations (see drawing)	
6 = 2 Poles + hearts H6-H12 (24V)	
<b>8 - 8 2 E 0 4 * * * *</b>	
Tipologia cavo (vedi cod. in tabella) Cable type (code like table)	Tensioni Voltages
0 = PVC	/115 = 115V
5 = PUR	/230 = 230V
lunghezza cavo cable length	
0 = 1 m	
3 = 3 m	
4 = 5 m	

#### CONFIGURAZIONI AGGIUNTIVE / MORE CONFIGURATIONS

Tensione di lavoro / Rated voltage	min. 50 pcs	<b>/115, /230</b>
Lunghezza variabile / Variable length	min. 50 pcs	<b>ON REQUEST</b>

#### MATERIALI

Guarnizione in NBR autoestinguente.  
Contatto saldato.

#### MATERIALS

NBR gasket self-extinguishing.  
Contact soldered.

SPECIFICHE TECNICHE	TECHNICAL SPECIFICATIONS	
Sistema di fissaggio	Fixing system	vite M2.5 / screw M2.5
Distanza Contatti	Contact Distance	8 mm
Tensione Nominale	Nominal Voltage	24 V - 115 V - 230 V
Grado di protezione	Protection Class	IP67
Colore Led	Led Color	Rosso / Red
Temperatura di esercizio (conn.)	Working Temperature (conn.)	-15/+70°C Fix Install
Normativa di riferimento	Reference standards	EN175301-803-C ISO15217 ex DIN43650-C

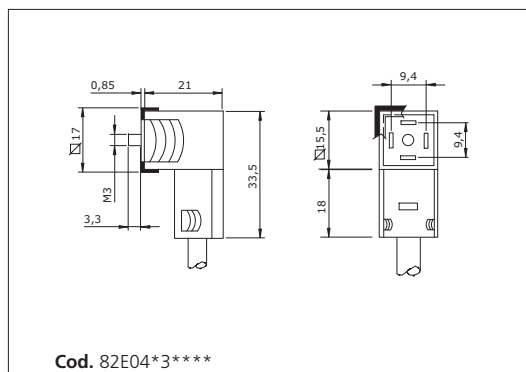
COD.	0	5
	SPECIFICHE CAVO CABLE SPECIFICATIONS	CAVO PVC PVC CABLE
Sezioni Sections	3G0.50 mmq	3G0.50 mmq
Conduttori Conductor	---	---
Guaina Esterna Outer Jacket	PVC Oil Resistant Flam Retardant	PUR Li-YY11Y Oil Resistant Flam Retardant

DIN 43650-C IND, 9.4mm

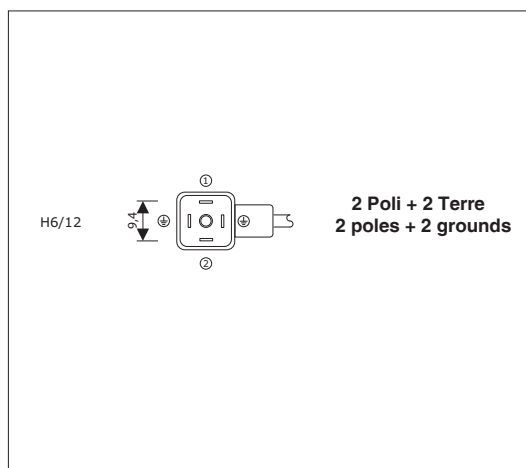


Cod. 82E04\*3\*\*\*\*

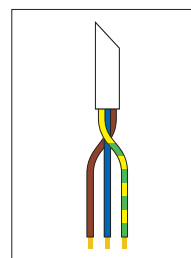
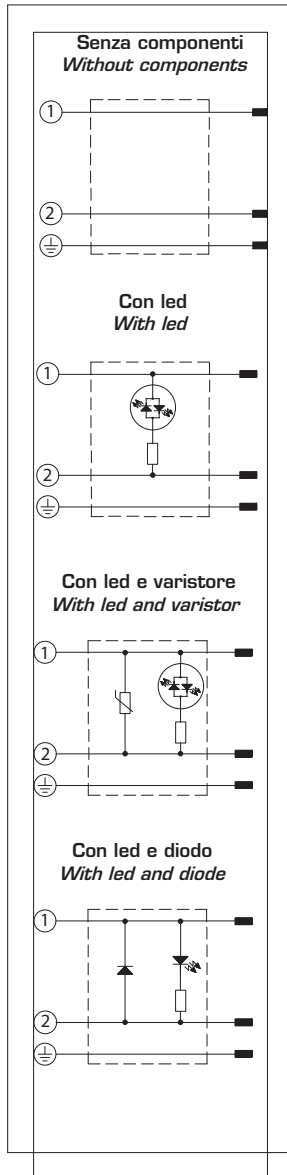
DIN 43650-C IND, 9.4mm



Cod. 82E04\*3\*\*\*\*



CIRCUITI INTERNI  
INTERNAL CIRCUIT



**TABELLA COLORI  
COLOURS TABLE**

1	BN
2	BU
PE	YEGN

**COMPOSIZIONE CODICE  
CODE COMPOSITION**

Circuito interno (vedi schema elettrico)  
Internal circuit (refer to wiring diagram)

0 = con led e varistore / with led and var.  
1 = senza led / without led  
2 = con led / with led  
3 = con led e diodo / with led and diode

Configurazioni (vedi disegno)  
Configurations (see drawing)

3 = 2 Poles + hearts H6-H12 (24V)

**8 - 8 2 E 0 4 \* \* \* \***

Tipologia cavo (vedi cod. in tabella)  
Cable type (code like table)

0 = PVC  
3 = PUR

lunghezza cavo  
cable length

0 = 1 m  
3 = 3 m  
4 = 5 m

**CONFIGURAZIONI AGGIUNTIVE  
MORE CONFIGURATIONS**

Tensioni  
Voltages

/115 = 115V  
/230 = 230V

CONFIGURAZIONI AGGIUNTIVE / MORE CONFIGURATIONS

Tensione di lavoro / Rated voltage	min. 50 pcs	/115, /230
Lunghezza variabile / Variable length	min. 50 pcs	ON REQUEST

MATERIALI


Guarnizione in NBR autoestinguente.  
Contatto saldato.

MATERIALS

NBR gasket self-extinguishing.  
Contact soldered.

SPECIFICHE TECNICHE	TECHNICAL SPECIFICATIONS	
Sistema di fissaggio	Fixing system	vite M3 / screw M3
Distanza Contatti	Contact Distance	9.4 mm
Tensione Nominale	Nominal Voltage	24 V - 115 V - 230 V
Grado di protezione	Protection Class	IP67
Colore Led	Led Color	Rosso / Red
Temperatura di esercizio (conn.)	Working Temperature (conn.)	-15/+70°C Fix Install
Normativa di riferimento	Reference standards	EN175301-803-C IND ex DIN43650-C IND

COD.	0	5
SPECIFICHE CAVO CABLE SPECIFICATIONS	CAVO PVC	CAVO PUR
	PVC CABLE	PUR CABLE
Sezioni Sections	3G0.50 mmq	3G0.50 mmq
Conduttori Conductor	---	---
Guaina Esterna Outer Jacket	PVC Oil Resistant Flam Retardant	PUR Li-YY11Y Oil Resistant Flam Retardant

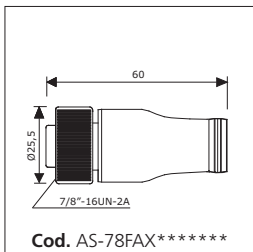


# **Connettori 7/8"**

*7/8" Connectors*

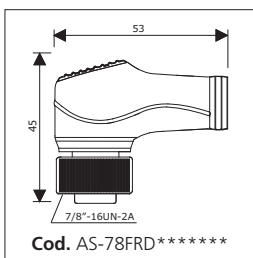


### FEMMINA AX / MALE AX



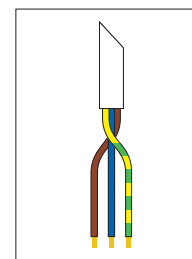
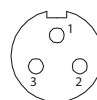
Cod. AS-78FAX\*\*\*\*\*

### FEMMINA RD / FEMALE RD



Cod. AS-78FRD\*\*\*\*\*

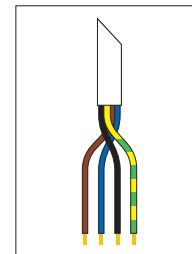
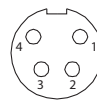
3 Poli / Pole



#### TABELLA COLORI COLOURS TABLE

1		YEGN
2		BN
3		BU

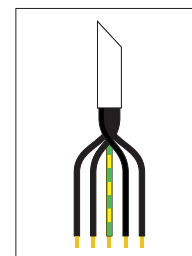
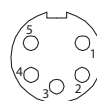
4 Poli / Pole



#### TABELLA COLORI COLOURS TABLE

1		BK
2		BU
3		BN
PE		YEGN

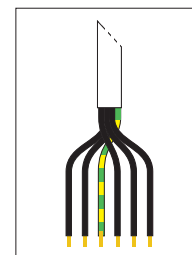
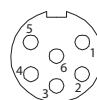
5 Poli / Pole



#### TABELLA COLORI COLOURS TABLE

1		BK-1
2		BK-2
3		YEGN
4		BK-3
5		BK-4

6 Poli / Pole



#### TABELLA COLORI COLOURS TABLE

1		BK-1
2		BK-2
3		YEGN
4		BK-3
5		BK-4
6		BK-5

#### COMPOSIZIONE CODICE CODE COMPOSITION

Tipologia cavo (vedi cod. in tabella)  
Cable type (code like table)

AX = Dritto / Straight  
RD = 90°

AS-78F\*\*0\*050\*

n. poli  
n. of pins

lunghezza cavo  
cable length

001 = 10 cm  
010 = 1 m  
100 = 10 m

3 = 3 Poli / 3 Poles  
4 = 4 Poli / 4 Poles  
5 = 5 Poli / 5 Poles  
6 = 6 Poli / 6 Poles

#### MATERIALI

Portacontatto in nylon 6+30% fibra di vetro. Contatto stampato in bronzo fosforoso e doratura gold flash (femmina). Ghiera di tenuta meccanica in Ottone Nichelato. Corpo connettore in TPU giallo. O-ring di tenuta in NBR (femmina).

#### MATERIALS

Contact plug holder: Nylon 6+30% glass fiber. Contact: phosphorous bronze with gold flash (female). Metal ring nut: nickel-plated brass. Body connector: yellow TPU. O-ring: NBR (female).

#### SPECIFICHE TECNICHE

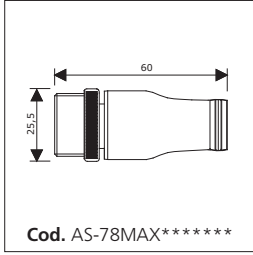
Corrente Nominale	Nominal Current	13 A (3P), 10 A (4P), 8A (5P), 6A (6P)
Tensione Nominale	Nominal Voltage	600 V AC-DC
Grado di protezione	Protection Class	IP67
Temperatura di esercizio (conn.)	Working Temperature (conn.)	-20/+105°C Fix Install

#### TECHNICAL SPECIFICATIONS

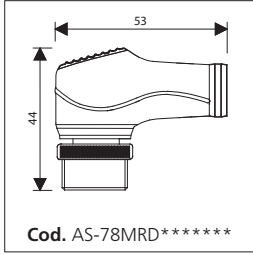
COD.	C	CN	R	RN	C	CN	R	RN	C	CN	R	RN
SPECIFICHE CAVO CABLE SPECIFICATIONS	CAVO PVC PVC CABLE	CAVO PVC PVC CABLE	CAVO PUR PUR CABLE	CAVO PUR PUR CABLE	CAVO PVC PVC CABLE	CAVO PVC PVC CABLE	CAVO PUR PUR CABLE	CAVO PUR PUR CABLE	CAVO PVC PVC CABLE	CAVO PVC PVC CABLE	CAVO PUR PUR CABLE	CAVO PUR PUR CABLE
Sezioni Sections	3G1.50 mmq	3G1.50 mmq	3G1.50 mmq	3G1.50 mmq	4G1.50 mmq	4G1.50 mmq	4G1.50 mmq	4G1.50 mmq	5G1.50 mmq	5G1.50 mmq	5G1.50 mmq	5G1.50 mmq
Conduttori Conductor	---	---	---	---	---	---	---	---	---	---	---	---
Guaina Esterna Outer Jacket	PVC	PVC	PUR	PUR	PVC	PVC	PUR	PUR	PVC	PVC	PUR	PUR



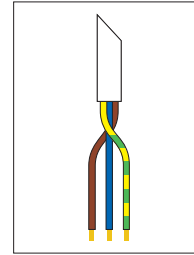
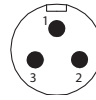
### MASCHIO AX / MALE AX



### MASCHIO RD / MALE RD



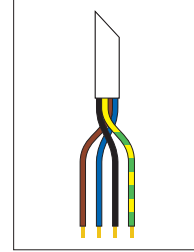
3 Poli / Pole



#### TABELLA COLORI COLOURS TABLE

1		YEGN
2		BN
3		BU

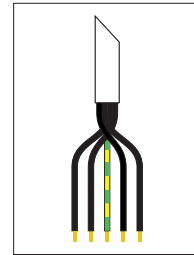
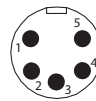
4 Poli / Pole



#### TABELLA COLORI COLOURS TABLE

1		BK
2		BU
3		BN
PE		YEGN

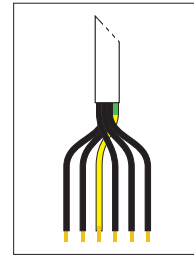
5 Poli / Pole



#### TABELLA COLORI COLOURS TABLE

1		BK-1
2		BK-2
3		YEGN
4		BK-3
5		BK-4

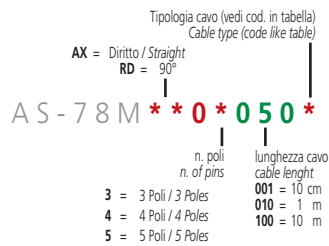
6 Poli / Pole



#### TABELLA COLORI COLOURS TABLE

1		BK-1
2		BK-2
3		YEGN
4		BK-3
5		BK-4
6		BK-5

#### COMPOSIZIONE CODICE CODE COMPOSITION



#### MATERIALI

Portacontatto in nylon 6+30% fibra di vetro. Contatto stampato in bronzo fosforoso e doratura gold flash (maschio). Ghiera di tenuta meccanica in Ottone Nichelato. Corpo connettore in TPU giallo.

#### MATERIALS


Contact plug holder: Nylon 6+30% glass fiber. Contact: phosphorous bronze with gold flash (male). Metal ring nut: nickel-plated brass. Body connector: yellow TPU.

#### SPECIFICHE TECNICHE

#### TECHNICAL SPECIFICATIONS

Corrente Nominale	Nominal Current	13 A (3P), 10 A (4P), 8A (5P)
Tensione Nominale	Nominal Voltage	600 V AC-DC
Grado di protezione	Protection Class	IP67
Temperatura di esercizio (conn.)	Working Temperature (conn.)	-20/+105°C Fix Install

COD.	CN	RN	CN	RN	CN	RN
SPECIFICHE CAVO CABLE SPECIFICATIONS	CAVO PVC PVC CABLE	CAVO PUR PUR CABLE	CAVO PVC PVC CABLE	CAVO PUR PUR CABLE	CAVO PVC PVC CABLE	CAVO PUR PUR CABLE
Sezioni Sections	3G1.50 mmq	3G1.50 mmq	4G1.50 mmq	4G1.50 mmq	5G1.50 mmq	5G1.50 mmq
Conduttori Conductor	---	---	---	---	---	---
Guaina Esterna Outer Jacket	PVC	PUR	PVC	PUR	PVC	PUR

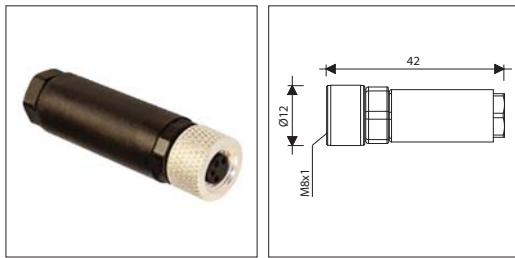


# Connettori a cablare, cavi e accessori

*Cabling connectors,  
cables and accesories*



**3 e 4 POLI FEMMINA AX**  
**CORPO IN PLASTICA A VITE**  
**3 and 4 PINS FEMALE AXIAL**  
**PLASTIC BODY, Screw Terminal**



**Cod. 8-85E000161**  
3 Poli / Poles

**Cod. 8-85E000163**  
4 Poli / Poles



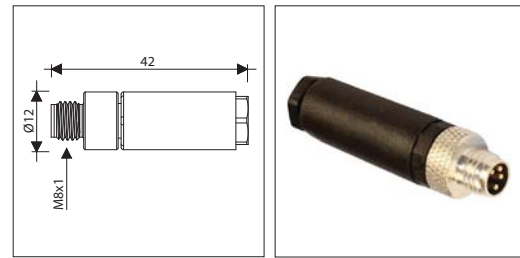
**MATERIALI**

Contatto in Bronzo Fosforoso, trattati al Nichel + 0.45µm. Ghiera di tenuta meccanica in Ottone Nichelato. Custodia: Nylon 6 + 30% fibra di Vetro. O-Ring di tenuta in NBR (solo per femmina). Sistema di bloccaggio conduttori a vite.

**MATERIALS**

Phosphorouse Bronze Contact, Nichel + 0.45µm Surface of Contact. Metal ring nut: nickel-plated brass. Housing: Nylon 6+30% Glass fiber. O-Ring: NBR (only for female). Screw terminals.

**3 e 4 POLI MASCHIO AX**  
**CORPO IN PLASTICA A VITE**  
**3 and 4 PINS MALE AXIAL**  
**PLASTIC BODY, Screw Terminal**



**Cod. 8-85E000160**  
3 Poli / Poles

**Cod. 8-85E000162**  
4 Poli / Poles

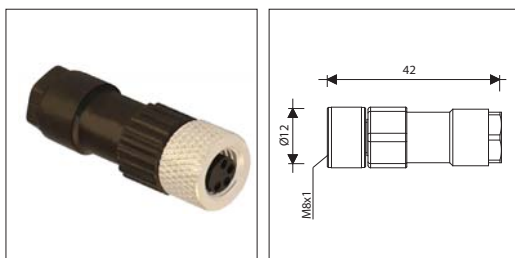


**SPECIFICHE TECNICHE**

**TECHNICAL SPECIFICATIONS**

Normativa di riferimento	Reference standards	IEC 61076-2-104
Corrente Nominale	Nominal Currents	4 A (2 A at 0.14mmq)
Tensione Nominale	Nominal Voltage	60 V
Grado di protezione	Protection Class	IP67 (con corretto montaggio) (with correctly tightened)
Colore Custodia	Housing Colour	Nero / Black
Temperatura di esercizio	Working Temperature	-25/+70°C
Serracavo	Cable Screw	PG7
Capacità bloccaggio cavo	Cable clamping capacity	Ø 3.5-5 mm
Max sezione conduttore	Max conductor section	0.50 mmq

**3 e 4 POLI FEMMINA AX**  
**CORPO IN PLASTICA A SALDARE**  
**3 and 4 PINS FEMALE AXIAL**  
**PLASTIC BODY, Solder Terminal**



**Cod. 8-85E000261**  
3 Poli / Poles

**Cod. 8-85E000263**  
4 Poli / Poles



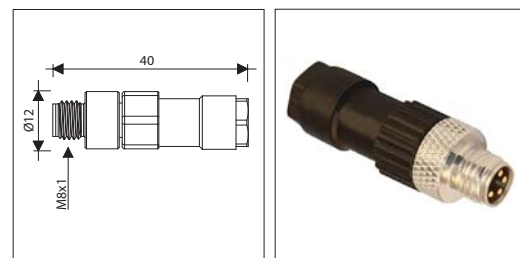
**MATERIALI**

Contatto in Bronzo Fosforoso, trattati al Nichel + 0.45µm. Ghiera di tenuta meccanica in Ottone Nichelato. Custodia: Nylon 6 + 30% fibra di Vetro. O-Ring di tenuta in NBR (solo per femmina). Sistema di bloccaggio conduttori a saldare.

**MATERIALS**

Phosphorouse Bronze Contact, Nichel + 0.45µm Surface of Contact. Metal ring nut: nickel-plated brass. Housing: Nylon 6+30% Glass fiber. O-Ring: NBR (only for female). Solder terminals.

**3 e 4 POLI MASCHIO AX**  
**CORPO IN PLASTICA A SALDARE**  
**3 and 4 PINS MALE AXIAL**  
**PLASTIC BODY, Solder Terminal**



**Cod. 8-85E000260**  
3 Poli / Poles

**Cod. 8-85E000262**  
4 Poli / Poles

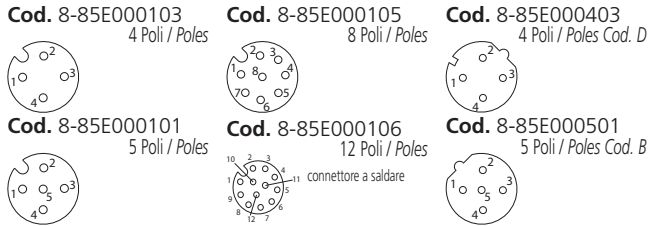
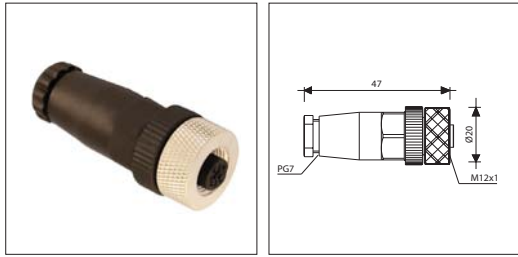


**SPECIFICHE TECNICHE**

**TECHNICAL SPECIFICATIONS**

Normativa di riferimento	Reference standards	IEC 61076-2-104
Corrente Nominale	Nominal Currents	4 A (2 A at 0.14mmq)
Tensione Nominale	Nominal Voltage	60 V
Grado di protezione	Protection Class	IP67 (con corretto montaggio) (with correctly tightened)
Colore Custodia	Housing Colour	Nero / Black
Temperatura di esercizio	Working Temperature	-25/+70°C
Serracavo	Cable Screw	PG7
Capacità bloccaggio cavo	Cable clamping capacity	3.5-5 mm
Max sezione conduttore	Max conductor section	0.25 mmq

**4, 5, 8 e 12 POLI FEMMINA AX**  
**CORPO PLASTICA a Vite**  
**4, 5 8 AND 12 PINS FEMALE AXIAL**  
**PLASTIC BODY, Screw Terminal**

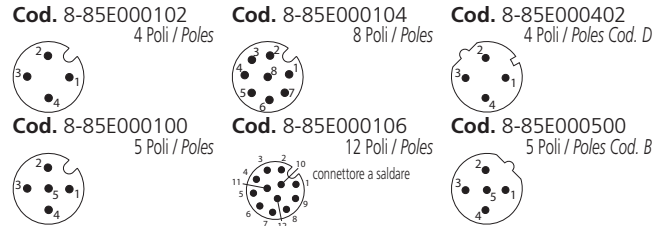
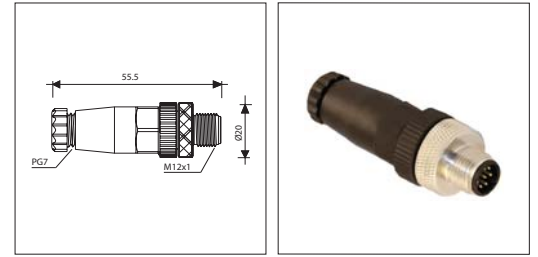

**MATERIALI**

Contatto in Bronzo Fosforoso, trattati al Nichel + 0.45µm. Ghiera di tenuta meccanica in Ottone Nichelato. Custodia: Nylon 6 + 30% fibra di Vetro. O-Ring di tenuta in NBR (solo per femmina). Sistema di bloccaggio conduttori a vite.

**MATERIALS**

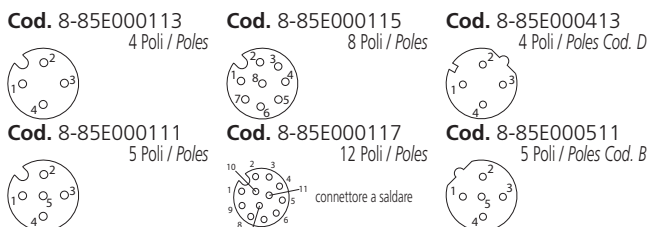
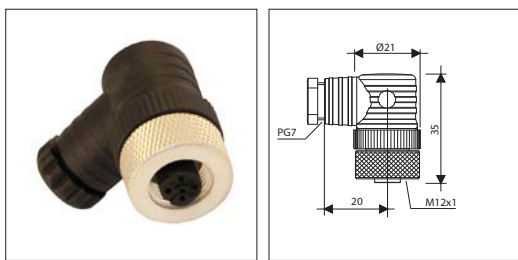
Phosphorous Bronze Contact, Nickel + 0.45µm Surface of Contact. Metal ring nut: nickel-plated brass. Housing: Nylon 6+30% Glass fiber. O-Ring: NBR (only for female). Screw terminals.

**4, 5, 8 e 12 POLI MASCHIO AX**  
**CORPO PLASTICA a Vite**  
**4, 5 8 AND 12 PINS MALE AXIAL**  
**PLASTIC BODY, Screw Terminal**


**SPECIFICHE TECNICHE TECHNICAL SPECIFICATIONS**

Normativa di riferimento	Reference standards	IEC 61076-2-101 / IEC609-7-5-2
Corrente Nominale	Nominal Currents	4 A(4-5P) / 2A(8P) / 1.5 A(12P)
Tensione Nominale	Nominal Voltage	250 V(4-5P) / 60 V(8P) / 30 V(12P)
Grado di protezione	Protection Class	IP67 (con corretto montaggio) (with correctly tightened)
Colore Custodia	Housing Colour	Nero / Black
Temperatura di esercizio	Working Temperature	-25/+90°C
Serracavo	Cable Screw	PG7
Capacità bloccaggio cavo	Cable clamping capacity	Ø 2.5 - 6.5 mm
Max sezione conduttore	Max conductor section	0.75 mmq

**4, 5, 8 e 12 POLI FEMMINA RD**  
**CORPO PLASTICA a Vite**  
**4 PINS FEMALE RADIAL**  
**PLASTIC BODY, Screw Terminal**

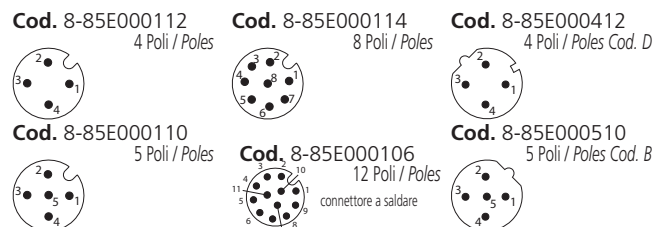
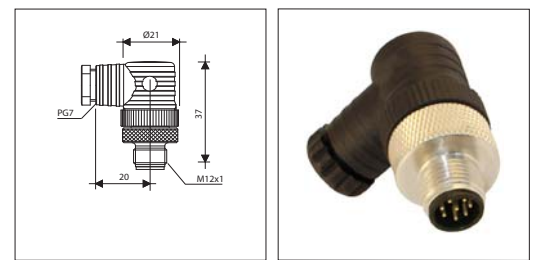

**MATERIALI**

Contatto in Bronzo Fosforoso, trattati al Nichel + 0.45µm. Ghiera di tenuta meccanica in Ottone Nichelato. Custodia: Nylon 6 + 30% fibra di Vetro. O-Ring di tenuta in NBR (solo per femmina). Sistema di bloccaggio conduttori a vite.

**MATERIALS**

Phosphorous Bronze Contact, Nickel + 0.45µm Surface of Contact. Metal ring nut: nickel-plated brass. Housing: Nylon 6+30% Glass fiber. O-Ring: NBR (only for female). Screw terminals.

**4, 5, 8 e 12 POLI MASCHIO RD**  
**CORPO PLASTICA a Vite**  
**4, 5 8 AND 12 PINS MALE RADIAL**  
**PLASTIC BODY, Screw Terminal**


**SPECIFICHE TECNICHE TECHNICAL SPECIFICATIONS**

Normativa di riferimento	Reference standards	IEC 61076-2-101 / IEC609-7-5-2
Corrente Nominale	Nominal Currents	4 A(4-5P) / 2A(8P) / 1.5 A(12P)
Tensione Nominale	Nominal Voltage	250 V(4-5P) / 60 V(8P) / 30 V(12P)
Grado di protezione	Protection Class	IP67 (con corretto montaggio) (with correctly tightened)
Colore Custodia	Housing Colour	Nero / Black
Temperatura di esercizio	Working Temperature	-25/+90°C
Serracavo	Cable Screw	PG7
Capacità bloccaggio cavo	Cable clamping capacity	Ø 2.5 - 6.5 mm
Max sezione conduttore	Max conductor section	0.75 mmq

**4, 5 e 8 POLI FEMMINA AX**  
**CORPO IN PLASTICA a Vite**  
**4, 5 and 8 PINS FEMALE AXIAL**  
**PLASTIC BODY, Screw Terminal**



Cod. 8-85E001003  
4 Poli / Poles



Cod. 8-85E001001  
5 Poli / Poles



Cod. 8-85E001005  
8 Poli / Poles



**4, 5 e 8 POLI MASCHIO AX**  
**CORPO IN PLASTICA a Vite**  
**4, 5 and 8 PINS MALE AXIAL**  
**PLASTIC BODY, Screw Terminal**



Cod. 8-85E001002  
4 Poli / Poles



Cod. 8-85E001000  
5 Poli / Poles



Cod. 8-85E001004  
8 Poli / Poles



**MATERIALI**

Contatto in Bronzo Fosforoso, trattati al Nichel + 0.45µm. Ghiera di tenuta meccanica in Ottone Nichelato. Custodia: Nylon 6 + 30% fibra di Vetro. O-Ring di tenuta in NBR (solo per femmina). Sistema di bloccaggio conduttori a vite.

**MATERIALS**

Phosphorous Bronze Contact, Nichel + 0.45µm Surface of Contact. Metal ring nut: nickel-plated brass. Housing: Nylon 6+30% Glass fiber. O-Ring (only for female). Screw terminals.

SPECIFICHE TECNICHE	TECHNICAL SPECIFICATIONS	
Normativa di riferimento	Reference standards	IEC 61076-2-101 / IEC609-7-5-2
Corrente Nominale	Nominal Currents	4 A(4-5P) / 2A(8P)
Tensione Nominale	Nominal Voltage	250 V(4P) / 60 V(5P) / 30V(8P)
Grado di protezione	Protection Class	IP67 (con corretto montaggio) (with correctly tightened)
Colore Custodia	Housing Colour	Nero / Black
Temperatura di esercizio	Working Temperature	-25/+90°C
Serracavo	Cable Screw	PG9/PG11
Capacità bloccaggio cavo	Cable clamping capacity	Ø 4-10 mm
Max sezione conduttore	Max conductor section	0.75 mmq

**4, 5 e 8 POLI FEMMINA RD**  
**CORPO IN PLASTICA a Vite**  
**4, 5 and 8 PINS FEMALE RADIAL**  
**PLASTIC BODY, Screw Terminal**



Cod. 8-85E001013  
4 Poli / Poles



Cod. 8-85E001011  
5 Poli / Poles



Cod. 8-85E001015  
8 Poli / Poles



**4, 5 e 8 POLI MASCHIO AX**  
**CORPO IN PLASTICA a Vite**  
**4, 5 and 8 PINS MALE RADIAL**  
**PLASTIC BODY, Screw Terminal**



Cod. 8-85E001012  
4 Poli / Poles



Cod. 8-85E001010  
5 Poli / Poles



Cod. 8-85E001014  
8 Poli / Poles



**MATERIALI**

Contatto in Bronzo Fosforoso, trattati al Nichel + 0.45µm. Ghiera di tenuta meccanica in Ottone Nichelato. Custodia: Nylon 6 + 30% fibra di Vetro. O-Ring di tenuta in NBR (solo per femmina). Sistema di bloccaggio conduttori a vite.

**MATERIALS**

Phosphorous Bronze Contact, Nichel + 0.45µm Surface of Contact. Metal ring nut: nickel-plated brass. Housing: Nylon 6+30% Glass fiber. O-Ring: NBR (only for female).. Screw terminals.

SPECIFICHE TECNICHE	TECHNICAL SPECIFICATIONS	
Normativa di riferimento	Reference standards	IEC 61076-2-101 / IEC609-7-5-2
Corrente Nominale	Nominal Currents	4 A(4-5P) / 2A(8P)
Tensione Nominale	Nominal Voltage	250 V(4P) / 60 V(5P) / 30V(8P)
Grado di protezione	Protection Class	IP67 (con corretto montaggio) (with correctly tightened)
Colore Custodia	Housing Colour	Nero / Black
Temperatura di esercizio	Working Temperature	-25/+90°C
Serracavo	Cable Screw	PG9/PG11
Capacità bloccaggio cavo	Cable clamping capacity	Ø 4-10 mm
Max sezione conduttore	Max conductor section	0.75 mmq

**3 e 4 POLI FEMMINA AX**  
**CORPO IN PLASTICA a Vite**  
**3 and 4 PINS FEMALE AXIAL**  
**PLASTIC BODY, Screw Terminal**



**Cod. 8-85E000122**  
4 Poli / Poles



**Cod. 8-85E000121**  
5 Poli / Poles



**MATERIALI**

Contatto in Bronzo Fosforoso, trattati al Nichel + 0.45µm. Ghiera di tenuta meccanica in Ottone Nichelato. Custodia: Nylon 6 + 30% fibra di Vetro. O-Ring di tenuta in NBR (solo per femmina). Sistema di bloccaggio conduttori a vite.

**MATERIALS**

Phosphorouse Bronze Contact, Nichel + 0.45µm Surface of Contact. Metal ring nut: nickel-plated brass. Housing: Nylon 6+30% Glass fiber. O-Ring (only for female). Screw terminals.

**3 e 4 POLI MASCHIO AX**  
**CORPO IN PLASTICA a Vite**  
**3 and 4 PINS MALE AXIAL**  
**PLASTIC BODY, Screw Terminal**



**Cod. 8-85E000142**  
4 Poli / Poles



**Cod. 8-85E000141**  
5 Poli / Poles



SPECIFICHE TECNICHE	TECHNICAL SPECIFICATIONS	
Normativa di riferimento	Reference standards	IEC 61076-2-101 / IEC609-7-5-2
Corrente Nominale	Nominal Currents	4 A
Tensione Nominale	Nominal Voltage	250 V(4P) / 60 V(5P)
Grado di protezione	Protection Class	IP67 (con corretto montaggio) (with correctly tightened)
Colore Custodia	Housing Colour	Nero / Black
Temperatura di esercizio	Working Temperature	-25/+90°C
Serracavo	Cable Screw	PG7
Capacità bloccaggio cavo	Cable clamping capacity	Ø 2.5-6.5 mm
Max sezione conduttore	Max conductor section	0.75 mmq
Circuito Elettronico	Electronic Circuit	led Giallo-Verde / Led Green-Yellow

**3 e 4 POLI FEMMINA RD**  
**CORPO IN PLASTICA a Vite**  
**3 and 4 PINS FEMALE RADIAL**  
**PLASTIC BODY, Screw Terminal**



**Cod. 8-85E000132**  
4 Poli / Poles



**Cod. 8-85E000131**  
5 Poli / Poles



**MATERIALI**

Contatto in Bronzo Fosforoso, trattati al Nichel + 0.45µm. Ghiera di tenuta meccanica in Ottone Nichelato. Custodia: Nylon 6 + 30% fibra di Vetro. O-Ring di tenuta in NBR (solo per femmina). Sistema di bloccaggio conduttori a vite.

**MATERIALS**

Phosphorouse Bronze Contact, Nichel + 0.45µm Surface of Contact. Metal ring nut: nickel-plated brass. Housing: Nylon 6+30% Glass fiber. O-Ring: NBR (only for female). Screw terminals.

**3 e 4 POLI MASCHIO RD**  
**CORPO IN PLASTICA a Vite**  
**3 and 4 PINS MALE RADIAL**  
**PLASTIC BODY, Screw Terminal**



**Cod. 8-85E000152**  
4 Poli / Poles



**Cod. 8-85E000151**  
5 Poli / Poles



SPECIFICHE TECNICHE	TECHNICAL SPECIFICATIONS	
Normativa di riferimento	Reference standards	IEC 61076-2-101 / IEC609-7-5-2
Corrente Nominale	Nominal Currents	4 A
Tensione Nominale	Nominal Voltage	250 V(4P) / 60 V(5P)
Grado di protezione	Protection Class	IP67 (con corretto montaggio) (with correctly tightened)
Colore Custodia	Housing Colour	Nero / Black
Temperatura di esercizio	Working Temperature	-25/+90°C
Serracavo	Cable Screw	PG7
Capacità bloccaggio cavo	Cable clamping capacity	Ø 2.5-6.5 mm
Max sezione conduttore	Max conductor section	0.75 mmq
Circuito Elettronico	Electronic Circuit	led Giallo-Verde / Led Green-Yellow

## M12 Metal CABLING CONNECTORS

### 4, 5, 8 e 12 POLI FEMMINA AX CORPO IN METALLO, a Vite 4, 5, 8 and 12 PINS FEMALE AXIAL METAL BODY, Screw Terminal



Cod. 8-85E002103  
4 Poli / Poles



Cod. 8-85E002105  
8 Poli / Poles



Cod. 8-85E002403  
4 Poli / Poles Cod. D



Cod. 8-85E002101  
5 Poli / Poles



Cod. 8-85E002107  
12 Poli / Poles



Cod. 8-85E002501  
5 Poli / Poles Cod. B



#### MATERIALI

Contatto in Bronzo Fosforoso, trattati al Nichel + 0.45µm. Ghiera di tenuta meccanica in Ottone Nichelato. Custodia: Ottone Nichelato. O-Ring di tenuta in NBR (solo per femmina). Sistema di bloccaggio conduttori a vite.

#### MATERIALS

Phosphorous Bronze Contact, Nichel + 0.45µm Surface of Contact. Metal ring nut: nickel-plated brass. Housing: nickel-plated brass. O-Ring: NBR (only for female). Screw terminals.

### 4, 5, 8 e 12 POLI MASCHIO AX CORPO IN METALLO, a Vite 4, 5, 8 and 12 PINS MALE AXIAL METAL BODY, Screw Terminal



Cod. 8-85E002102  
4 Poli / Poles



Cod. 8-85E002104  
8 Poli / Poles



Cod. 8-85E002402  
4 Poli / Poles Cod. D



Cod. 8-85E002100  
5 Poli / Poles



Cod. 8-85E002106  
12 Poli / Poles



Cod. 8-85E002500  
5 Poli / Poles Cod. B



#### SPECIFICHE TECNICHE TECHNICAL SPECIFICATIONS

Normativa di riferimento	Reference standards	13 A(3P) / 10 A(4P) / 8 A(5P)
Tensione Nominale	Nominal Voltage	30 V(AC) / 36 V(DC)
Corrente Nominale	Nominal Currents	4 A
Grado di protezione	Protection Class	IP67 (con corretto montaggio) (with correctly tightened)
Resistività di massa	Resistance	≤ 8mΩ
Temperatura di esercizio	Working Temperature	-40/+85°C
Capacità bloccaggio cavo	Cable clamping capacity	∅ 4-8 mm
Max sezione conduttore	Max conductor section	0.5 mmq

### 5 POLI FEMMINA AX CORPO IN METALLO, a Perforazione 5 PINS FEMALE AXIAL METAL BODY CONNECTOR



Cod. AS-M12FCM05  
5 Poli / Poles



### 5 POLI MASCHIO AX CORPO IN METALLO, a Perforazione 5 PINS MALE AXIAL METAL BODY CONNECTOR



Cod. AS-M12MCM05  
5 Poli / Poles



#### MATERIALI

Contatto in Bronzo Fosforoso, trattati al Nichel + 0.45µm. Ghiera di tenuta meccanica in Ottone Nichelato. Custodia: Ottone Nichelato. O-Ring di tenuta in NBR (solo per femmina). Sistema di bloccaggio conduttori a perforazione d'isolante.

#### MATERIALS

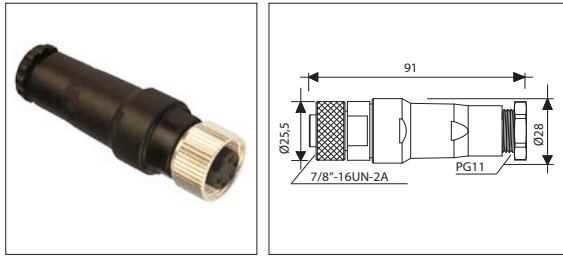
Phosphorous Bronze Contact, Nichel + 0.45µm Surface of Contact. Metal ring nut: nickel-plated brass. Housing: nickel-plated brass. O-Ring: NBR (only for female). Insulation displacement terminals.

#### SPECIFICHE TECNICHE TECHNICAL SPECIFICATIONS

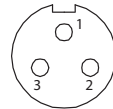
Normativa di riferimento	Reference standards	13 A(3P) / 10 A(4P) / 8 A(5P)
Tensione Nominale	Nominal Voltage	30 V(AC) / 36 V(DC)
Corrente Nominale	Nominal Currents	4 A
Grado di protezione	Protection Class	IP67 (con corretto montaggio) (with correctly tightened)
Resistività di massa	Resistance	≤ 8mΩ
Temperatura di esercizio	Working Temperature	-40/+85°C
Capacità bloccaggio cavo	Cable clamping capacity	∅ 4-8 mm
Max sezione conduttore	Max conductor section	0.5 mmq



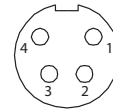
**3, 4 e 5 POLI FEMMINA AX**  
**CORPO IN PLASTICA, Morsetti a Vite**  
**3, 4 and 5 PINS FEMALE AXIAL**  
**PLASTIC BODY CONNECTOR, Screw Terminal**



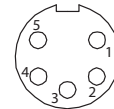
**Cod. AS-78FCA03G11**  
3 Poli / Poles



**Cod. AS-78FCA04G11**  
4 Poli / Poles



**Cod. AS-78FCA05G11**  
5 Poli / Poles



**MATERIALI**

Contatto in Bronzo Fosforoso, trattati al Nichel + 0.45µm. Ghiera di tenuta meccanica in Ottone Nichelato. Custodia: Nylon 6 + 30% fibra di Vetro. O-Ring di tenuta in NBR (solo per femmina). Sistema di bloccaggio conduttori a vite.

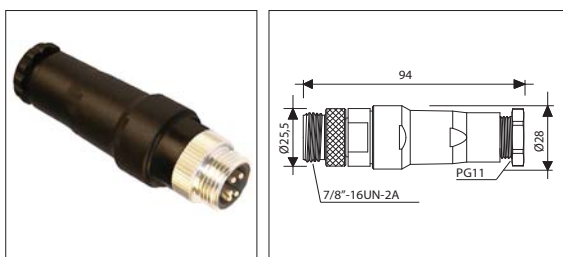
**MATERIALS**

Phosphorouse Bronze Contact, Nichel + 0.45µm Surface of Contact. Metal ring nut: nickel-plated brass. Housing: Nylon 6+30% Glass fiber. O-Ring: NBR (only for female). Screw terminals.

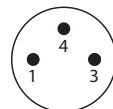
**SPECIFICHE TECNICHE TECHNICAL SPECIFICATIONS**

Corrente Nominale	Nominal Currents	13 A(3P) / 10 A(4P) / 8 A(5P)
Tensione Nominale	Nominal Voltage	600 V
Grado di protezione	Protection Class	IP67 (con corretto montaggio) (with correctly tightened)
Colore Custodia	Housing Colour	Nero / Black
Temperatura di esercizio	Working Temperature	-40/+80°C
Serracavo	Cable Screw	PG11
Capacità bloccaggio cavo	Cable clamping capacity	Ø 4-10 mm
Max sezione conduttore	Max conductor section	2.5 mmq

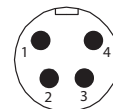
**3, 4 e 5 POLI MASCHIO AX**  
**CORPO IN PLASTICA, Morsetti a Vite**  
**3, 4 and 5 PINS MALE AXIAL**  
**PLASTIC BODY CONNECTOR, Screw Terminal**



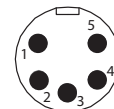
**Cod. AS-78MCA03G11**  
3 Poli / Poles



**Cod. AS-78MCA04G11**  
4 Poli / Poles



**Cod. AS-78MCA05G11**  
5 Poli / Poles



**MATERIALI**

Contatto in Bronzo Fosforoso, trattati al Nichel + 0.45µm. Ghiera di tenuta meccanica in Ottone Nichelato. Custodia: Nylon 6 + 30% fibra di Vetro. O-Ring di tenuta in NBR (solo per femmina). Sistema di bloccaggio conduttori a vite.

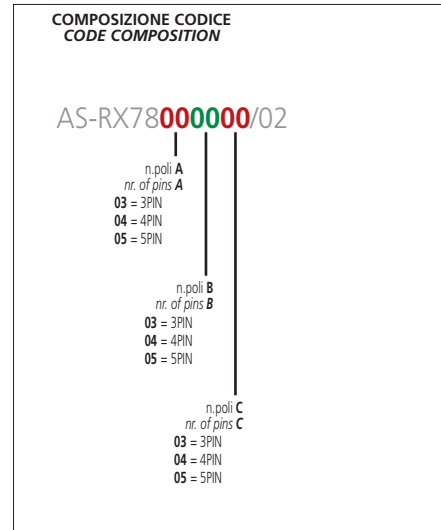


**MATERIALS**

Phosphorouse Bronze Contact, Nichel + 0.45µm Surface of Contact. Metal ring nut: nickel-plated brass. Housing: Nylon 6+30% Glass fiber. O-Ring: NBR (only for female). Screw terminals.

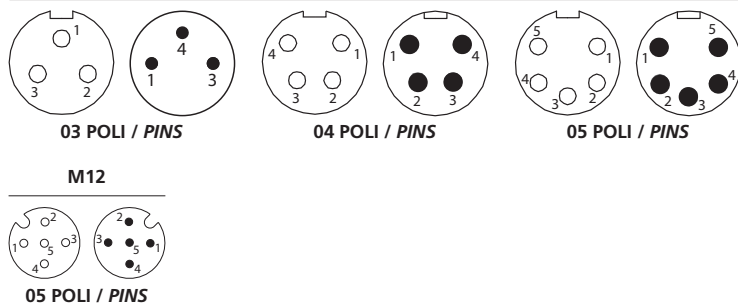
**SPECIFICHE TECNICHE TECHNICAL SPECIFICATIONS**

Corrente Nominale	Nominal Currents	13 A(3P) / 10 A(4P) / 8 A(5P)
Tensione Nominale	Nominal Voltage	600 V
Grado di protezione	Protection Class	IP67 (con corretto montaggio) (with correctly tightened)
Colore Custodia	Housing Colour	Nero / Black
Temperatura di esercizio	Working Temperature	-40/+80°C
Serracavo	Cable Screw	PG11
Capacità bloccaggio cavo	Cable clamping capacity	Ø 4-10 mm
Max sezione conduttore	Max conductor section	2.5 mmq

### STANDARD / STANDARD

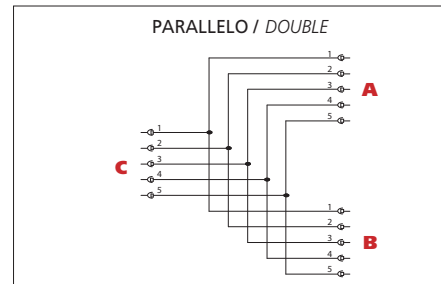
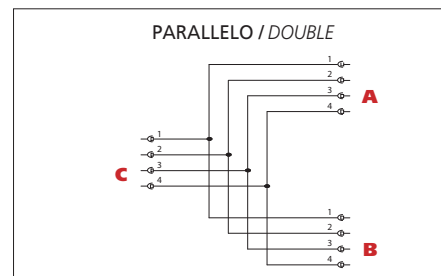
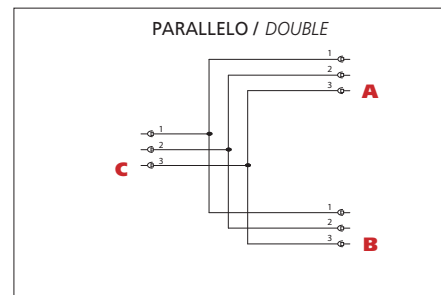


7/8"



### CONFIGURAZIONI AGGIUNTIVE / MORE CONFIGURATIONS

TIPOLOGIA CONNESSIONI			COD
A	B	C	
7/8" - Fem	7/8" - Ma	7/8" - Fem	02
7/8" - Fem	7/8" - Ma	M12 - Fem	22



### MATERIALI

Custodia in nylon 6 + 30% fibra di vetro, ghiera in Zn Al/Ni, O-Ring in NBR, Contatti in Bronzo Fosforoso, trattamento dei contatti al Nichel + 0.45µm, placcati in oro.

### MATERIALS

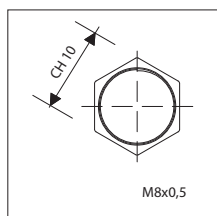
Nylon 6 + 30% Glass Fiber Housing, Zn Al/Ni coupling nut, NBR O-Ring, Phosphorous Bronze Contact, Nichel + 0.45µm Contact surface, gold plated.

### SPECIFICHE TECNICHE TECHNICAL SPECIFICATIONS

Normative di riferimento	Reference standards	IEC 61076-2-104
Corrente Nominale 3 POLI	Nominal Current 3 PINS	13 A
Corrente Nominale 4 POLI	Nominal Current 4 PINS	10 A
Corrente Nominale 5 POLI	Nominal Current 5 PINS	8 A
Tensione Nominale	Nominal Voltage	600 V AC-DC
Grado di protezione	Protection Class	IP67
Temperatura di esercizio (conn.)	Working Temperature (conn.)	-20/+105°C Fix Install

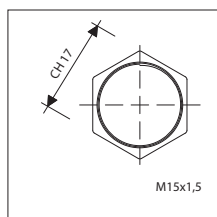


**DADO M8x0.5 / NUT M8x0.5**



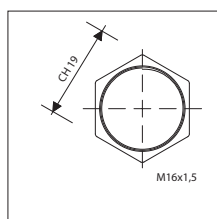
Cod. AS-DAM8x0.5

**DADO M15x1.5 / NUT M15x1.5**



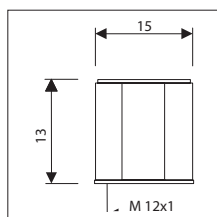
Cod. AS-133/16

**DADO M16x1.5 / NUT M16x1.5**



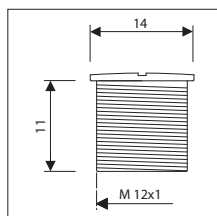
Cod. AS-133/24

**TAPPO FEMMINA M12x1 / FEMALE PLUG M12x1**



Cod. AS-TPM12X1







**TAPPO MASCHIO M12x1 / MALE PLUG M12x1**














Cod. AS-TPM12



### 3 CONDUTTORI / 3 WIRE

COD.	ANFG22X03C1191 "C"	ANFN22X03C1134 "CN"	ANCG22X03C1186 "R"	ANCN22X03C1161 "RN"	ASFG22X03C1084 "CS"	ASCG22X03C1174 "RS"
SPECIFICHE CAVO CABLE SPECIFICATIONS	CAVO PVC UL/CSA UL/CSA PVC CABLE	CAVO PVC UL/CSA UL/CSA PVC CABLE	CAVO PUR UL/CSA UL/CSA PUR CABLE	CAVO PUR UL/CSA UL/CSA PUR CABLE	CAVO PVC SCHERMATO PVC SHIELDED CABLE	CAVO PUR SCHERMATO PUR SHIELDED CABLE
Sezioni Sections	3 x 22AWG (3 x 0.35) 80° - 300 V	3 x 22AWG (3 x 0.35) 80° - 300 V	3 x 22AWG (3 x 0.35) 80° - 300 V	3 x 22AWG (3 x 0.35) 80° - 300 V	3 x 22AWG (3 x 0.35) ST 80° - 300 V	3 x 22AWG (3 x 0.35) ST 80° - 300 V
Diametri Diameter	4.7 +/- 0.2	4.5 +/- 0.2	4.5 +/- 0.2	4.5 +/- 0.2	4.8 +/- 0.2	4.8 +/- 0.2
Conduttori Conductor	PVC classe 6 FLEX 32 x 0.10	PVC classe 6 FLEX 19 x 0.15	PVC classe 6 FLEX 19 x 0.15	PVC classe 6 FLEX 19 x 0.15	PVC classe 6 FLEX 19 x 0.15	PVC classe 6 FLEX 19 x 0.15
Guaina Esterna Outer Jacket	PVC UL/CSA Oil Resistant UL 1581 STYLE 2464 Grey Ral 7035 Flam Test FT1	PVC UL/CSA Oil Resistant ISO 6722 STYLE 2464 Black RAL 9005 Flame Test FT1	PUR compound Oil resistant ISO 6722 STYLE 21441 Grey Ral 7035 Flam Test FT2	PUR compound Oil resistant ISO 6722 STYLE 21441 Black Flam Test FT2	PVC UL/CSA Oil resistant ISO 6722 STYLE 2464 Grey Ral 7035 Flam Test FT1	PUR Compound Oil resistant ISO 6722 STYLE 21441 Grey Ral 7035 Flam Test FT2
Normative di riferimento Reference standards						
Temperatura di esercizio Working temperature	-15 / +80°C Static App. +5 / +80°C Dynamic App.	-5 / +80°C Static App. +5 / +80°C Dynamic App.	-30 / +80°C Static App. -5 / +80°C Dynamic App.	-30 / +80°C Static App. -5 / +80°C Dynamic App.	-5 / +80°C Static App.	-30 / +80°C Static App. -5 / +80°C Dynamic App.
Raggio di curvatura Bending radius	10 x Ø esterno	10 x Ø esterno	10 x Ø esterno	10 x Ø esterno	10 x Ø esterno	10 x Ø esterno
Schermatura Shield	---	---	---	---	A treccia - Copertura ≥ 80% Braided coverage ≥ 80%	A treccia - Copertura ≥ 80% Braided coverage ≥ 80%
Velocità di traslazione Traslation's speed	90 mt / min	90 mt / min	120 mt / min	120 mt / min	---	---
Accelerazione Acceleration	4 mt / seqq	4 mt / seqq	5 mt / seqq	5 mt / seqq	---	5 mt / seqq

### 4 CONDUTTORI / 4 WIRE

COD.	ANFG24X04C1139 "C"	ANFY24X04C1152 "CUY"	ANFN24X04C1154 "CN"	ANFN22X04C1160 "CUN"	ANCG24X04C1192 "R"	ANMY24X04C1190 "RUY"	ANCN24X04C1137 "RN"	ANCN22X04C1138 "RUN"	ASFG24X04C1033 "CS"	ASFN22X04C1169 "CSUN"	ASPG24X04C946 "RS"
SPECIFICHE CAVO CABLE SPECIFICATIONS	CAVO PVC UL/CSA UL/CSA PVC CABLE	CAVO PVC UL/CSA UL/CSA PVC CABLE	CAVO PVC UL/CSA UL/CSA PVC CABLE	CAVO PVC UL/CSA UL/CSA PVC CABLE	CAVO PUR UL/CSA UL/CSA PUR CABLE	CAVO PUR UL/CSA UL/CSA PUR CABLE	CAVO PUR UL/CSA UL/CSA PUR CABLE	CAVO PUR UL/CSA UL/CSA PUR CABLE	CAVO PVC SCHERMATO SHIELDED PVC CABLE	CAVO PVC SCHERMATO PVC SHIELDED CABLE	CAVO PUR SCHERMATO SHIELDED PUR CABLE
Sezioni Sections	4 x 24AWG (4 x 0.25) 80° - 300 V	4 x 24AWG (4 x 0.25) 80° - 300 V	4 x 24AWG (4 x 0.25) 80° - 300 V	4 x 22AWG (4 x 0.34) 80° - 300 V	4 x 24AWG (4 x 0.25) 80° - 300 V	4 x 24AWG (4 x 0.25) 80° - 300 V	4 x 24AWG (4 x 0.25) 80° - 300 V	4 x avg 22 (4 x 0.34) 80° - 300 V	4 x 24AWG (4 x 0.25) ST 80° - 300 V	4 x 22AWG (4 x 0.34) ST 80° - 300 V	4 x 24AWG (4 x 0.25) ST 80° - 300 V
Diametri Diameter	4.6 +/- 0.2	4.8 +/- 0.2	4.6 +/- 0.2	4.8 +/- 0.2	4.6 +/- 0.2	4.0 +/- 0.2	4.7 +/- 0.2	4.9 +/- 0.2	4.9 +/- 0.2	5.4 +/- 0.2	4.8 +/- 0.2
Conduttori Conductor	PVC classe 6 FLEX 32 x 0.10	PVC FLEX 32 x 0.10	PVC classe 6 FLEX 32 x 0.10	PVC classe 6 FLEX 19 x 0.15	PVC classe 6 FLEX 19 x 0.13	PVC classe 6 FLEX 32 x 0.10	PVC classe 6 FLEX 19 x 0.13	PVC classe 6 FLEX 19 x 0.15	PVC classe 6 FLEX 19 x 0.13	PVC classe 6 FLEX 42 x 0.10	PVC classe 6 FLEX 19 x 0.13
Guaina Esterna Outer Jacket	PVC UL/CSA Oil resistant UL 1581 STYLE 2464 Grey Ral 7035 Flam Test FT1	PVC UL/CSA Oil resistant UL 1581 STYLE 2464 Yellow RAL 1021 DESINA Flam Test	PVC UL/CSA Oil resistant UL 1581 STYLE 2464 Black Flam Test FT1	PUR UL/CSA Oil resistant ISO 6722 STYLE 2464 Black Flam Test FT1	PUR compound Oil resistant ISO 6722 STYLE 21441 Grey Ral 7035 Flam Test FT2	PUR UL/CSA STYLE 20549 Yellow RAL 1021 DESINA Flam Test FT1	PUR Compound Oil resistant ISO 6722 STYLE 21441 Black - RAL9005 Flam Test FT2	PUR UL/CSA Oil resistant ISO 6722 STYLE 21441 Black RAL 9005 Flam Test FT2	PVC CEI 2022 - II Oil resistant ISO 6722 STYLE 2464 Grey Ral 7035 Flam Test FT1	PVC UL/CSA Oil resistant UL 1581 STYLE 2464 Black Flam Test FT1	PUR Compound Oil resistant ISO 6722 STYLE 20549 Grey Ral 7035 Flam Test FT1
Normative di riferimento Reference standards											
Temperatura di esercizio Working temperature	-5 / +80°C Static App. +5 / +80°C Dynamic App.	-5 / +80°C Static App. +5 / +80°C Dynamic App.	-5 / +80°C Static App. +5 / +80°C Dynamic App.	-5 / +80°C Static App. -5 / +80°C Dynamic App.	-30 / +80°C Static App. -5 / +80°C Dynamic App.	-15 / +80°C Static App. +5 / +80°C Dynamic App.	-30 / +80°C Static App. -5 / +80°C Dynamic App.	-30 / +80°C Static App. -5 / +80°C Dynamic App.	-15 / +80°C Static App.	-15 / +80°C Static App.	-5 / +80°C Static App. +5 / +80°C Dynamic App.
Raggio di curvatura Bending radius	10 x Ø esterno	10 x Ø esterno	10 x Ø esterno	10 x Ø esterno	10 x Ø esterno	10 x Ø esterno	10 x Ø esterno	10 x Ø esterno	10 x Ø esterno	12 x Ø esterno	10 x Ø esterno
Schermatura Shield	---	---	---	---	---	---	---	---	A treccia - Copertura ≥ 80% Braided coverage ≥ 80%	A treccia - Copertura ≥ 80% Braided coverage ≥ 80%	A treccia - Copertura ≥ 80% Braided coverage ≥ 80%
Velocità di traslazione Traslation's speed	90 mt / min	90 mt / min	90 mt / min	120 mt / min	150 mt / min	---	150 mt / min	200 mt / min	---	---	40 mt / min
Accelerazione Acceleration	4 mt / seqq	4 mt / seqq	5 mt / seqq	4 mt / seqq	4 mt / seqq	---	4 mt / seqq	30 mt / seqq	---	---	10 mt / seqq




### 5 CONDUTTORI / 5 WIRE

COD.	ANFG24X05C1166 "C"	ANFY24X05C1183 "CUY"	ANFN24X05C1050 "CN"	ANCG24X05C1177 "R"	ANCN24X05C1227 "RN"	ANCN22X05C1228 "RUN"	ASFG24X05C1167 "CS"	ASFY24X05C1189 "CSUY"	ASFN24X05C1136 "CSUN"	ASPN22X05C1135 "RSUN"
SPECIFICHE CAVO CABLE SPECIFICATIONS	CAVO PVC UL/CSA UL/CSA PVC CABLE	CAVO PVC UL/CSA UL/CSA PVC CABLE	CAVO PVC UL/CSA UL/CSA PUR CABLE	CAVO PUR UL/CSA UL/CSA PUR CABLE	CAVO PVC UL/CSA UL/CSA PUR CABLE	CAVO PUR UL/CSA UL/CSA PUR CABLE	CAVO PVC SCHERMATO SHIELDED PVC CABLE	CAVO PVC SCHERMATO SHIELDED PVC CABLE	CAVO PVC SCHERMATO SHIELDED PVC CABLE	CAVO PUR SCHERMATO SHIELDED PUR CABLE
Sezioni Sections	5 x 24AWG (5 x 0.25) 80°C - 300 V	5 x 24AWG (5 x 0.25) 80°C - 300 V	5 x 24AWG (5 x 0.25) 80°C - 300 V	5 x 24AWG (5 x 0.25) 80°C - 300 V	5 x 24AWG (5 x 0.25) 80°C - 300 V	5 x 22AWG (5 x 0.34) 80°C - 300 V	5 x 24AWG (5 x 0.25) ST 80°C - 300 V	5 x 24AWG (5 x 0.25) ST 80°C - 300 V	5 x 24AWG (5 x 0.25) ST 80°C - 300 V	5 x 22AWG (5 x 0.34) ST 80°C - 300 V
Diametri Diameter	5 +/- 0.2	4.8 +/- 0.2	4.7 +/- 0.2	5 +/- 0.2	5 +/- 0.2	4.9 +/- 0.2	5.6 +/- 0.2	5.1 +/- 0.2	5.6 +/- 0.2	6.3 +/- 0.2
Conduttori Conductor	PVC classe 6 FLEX 19 x 0.13	PVC classe 6 FLEX 32 x 0.10	PVC classe 6 FLEX 32 x 0.10	PVC classe 6 FLEX 19 x 0.13	PVC classe 6 FLEX 42 x 0.10	PVC classe 6 FLEX 42 x 0.10	PVC classe 6 FLEX 19 x 0.13	PVC FLEX 32 x 0.10	PVC classe 6 FLEX 19 x 0.13	PVC classe 6 FLEX 42 x 0.10
Guaina Esterna Outer Jacket	PVC UL/CSA Oil resistant ISO 6722 STYLE 2464 Grey Ral 7035 Flam Test FT1	PVC UL/CSA Oil resistant UL 20167 STYLE 2464 Yellow RAL 1021 DESINA Flam Test FT1	PVC UL/CSA Oil resistant UL 1581 STYLE 2464 Black Flam Test FT1	PUR compound Oil resistant ISO 6722 STYLE 21441 Grey Ral 7035 Flam Test FT2	PUR UL/CSA Oil resistant UL 1581 STYLE 20549 Black Flam Test FT1	PUR UL/CSA Oil resistant UL 1581 STYLE 20549 Black Flam Test FT1	PVC UL/CSA Oil resistant ISO 6722 STYLE 2464 Grey Ral 7035 Flam Test FT1	PVC UL/CSA Oil resistant ISO 6722 STYLE 2464 Yellow Ral 1021 DESINA Flam Test FT1	PVC UL/CSA Oil resistant ISO 6722 STYLE 2464 Black Flam Test FT1	PUR UL/CSA Oil resistant UL 1581 STYLE 20549 Halogen Free - Black Flam Test FT1
Normative di riferimento Reference standards										
Temperatura di esercizio Working temperature	-5 / +80°C Static App. +5 / +80°C Dynamic App.	-5 / +80°C Static App. +5 / +80°C Dynamic App.	-15 / +80°C Static App. +5 / +80°C Dynamic App.	-30 / +80°C Static App. -5 / +80°C Dynamic App.	-15 / +80°C Static App. -5 / +80°C Dynamic App.	-40 / +80°C Static App. -5 / +80°C Dynamic App.	-5 / +80°C Static App. +5 / +80°C Dynamic App.	-15 / +80°C Static App.	-5 / +80°C Static App.	-40 / +80°C Static App. -5 / +80°C Dynamic App.
Raggio di curvatura Bending radius	10 x Ø esterno	10 x Ø esterno	10 x Ø esterno	10 x Ø esterno	10 x Ø esterno	10 x Ø esterno	10 x Ø esterno	12 x Ø esterno	12 x Ø esterno	7 x Ø esterno
Schermatura Shield	---	---	---	---	---	---	A treccia - Copertura ≥ 80% Braided coverage ≥ 80%	A treccia - Copertura ≥ 85% Braided coverage ≥ 85%	A treccia - Copertura ≥ 85% Braided coverage ≥ 85%	A treccia - Copertura ≥ 85% Braided coverage ≥ 85%
Velocità di traslazione Traslation's speed	90 mt / min	90 mt / min	90 mt / min	90 mt / min	150 mt / min	200 mt / min	90 mt / min	---	---	220 mt / min
Accelerazione Acceleration	4 mt / secq	4 mt / secq	4 mt / secq	5 mt / secq	4 mt / secq	30 mt / secq	4 mt / secq	---	---	10 mt / secq

### 8 CONDUTTORI / 8 WIRE

COD.	ANFG24X08C1133 "C"	ANFY24X08C1229 "CUY"	ANFN24X08C1187 "CUN"	ANCN24X05C1227 "RUN"	ASFG24X08C1034 "CS"	ASFY24X08C1230 "CSUY"	ASFN24X08C1146 "CSUN"	ASCN24X08C1172 "RSUN"
SPECIFICHE CAVO CABLE SPECIFICATIONS	CAVO PVC UL/CSA UL/CSA PVC CABLE	CAVO PVC UL/CSA UL/CSA PVC CABLE	CAVO PVC UL/CSA UL/CSA PVC CABLE	CAVO PUR UL/CSA UL/CSA PUR CABLE	CAVO PVC SCHERMATO UL/CSA UL/CSA PVC SHIELDED CABLE	CAVO PVC SCHERMATO UL/CSA UL/CSA PVC SHIELDED CABLE	CAVO PVC SCHERMATO UL/CSA UL/CSA PVC SHIELDED CABLE	CAVO PUR UL/CSA SCHERMATO UL/CSA PUR SHIELDED CABLE
Sezioni Sections	8 x 24AWG (8 x 0.22) 80°C - 300 V	8 x 24AWG (8 x 0.25) 80°C - 300 V	8 x 24AWG (8 x 0.25) 80°C - 300 V	8 x 24AWG (8 x 0.25) 80°C - 300 V	8 x 24AWG (8 x 0.25) ST 80°C - 300 V	8 x 24AWG (8 x 0.25) ST 80°C - 300 V	8 x 24AWG (8 x 0.25) ST 80°C - 300 V	8 x 24AWG (8 x 0.25) ST 80°C - 300 V
Diametri Diameter	5.8 +/- 0.2	6.8 +/- 0.2	5.8 +/- 0.2	6.0 +/- 0.2	6.7 +/- 0.2	6.8 +/- 0.2	6.5 +/- 0.1	6.7 +/- 0.2
Conduttori Conductor	PVC classe 6 FLEX 7 x 0.20	PVC FLEX 32 x 0.10	PVC classe 6 FLEX 32 x 0.10	PVC classe 6 FLEX 32 x 0.10	PVC FLEX 19 x 0.13	PVC FLEX 32 x 0.10	PVC classe 6 FLEX 32 x 0.10	PVC classe 6 FLEX 19 x 0.13
Guaina Esterna Outer Jacket	PVC UL/CSA Oil resistant ISO 6722 STYLE 2464 Grey RAL 7035 Flam Test FT1	PVC UL/CSA STYLE 2095 Yellow RAL 1021 DESINA Flam Test FT1	PVC UL/CSA STYLE 2464 Black Flam Test FT1	PUR UL/CSA STYLE 20233 Black Flam Test FT1	PVC UL/CSA Oil resistant ISO 6722 STYLE 2464 Grey RAL 7035 Flam Test FT1	PVC UL/CSA STYLE 2095 Yellow RAL 1021 DESINA Flam Test FT1	PVC UL/CSA STYLE 2464 Black Flam Test FT1	PUR UL/CSA Oil resistant ISO 6722 STYLE 21441 Black Flam Test FT2
Normative di riferimento Reference standards								
Temperatura di esercizio Working temperature	-25 / +80°C Static App. +5 / +80°C Dynamic App.	-15 / +80°C Static App. +5 / +80°C Dynamic App.	-15 / +80°C Static App. +5 / +80°C Dynamic App.	-40 / +80°C Static App. -5 / +80°C Dynamic App.	-5 / +80°C Static App.	-15 / +80°C Static App. +5 / +80°C Dynamic App.	-15 / +80°C Static App.	-30 / +80°C Static App. -5 / +80°C Dynamic App.
Raggio di curvatura Bending radius	10 x Ø esterno	10 x Ø esterno	12 x Ø esterno	7 x Ø esterno	12 x Ø esterno	10 x Ø esterno	12 x Ø esterno	7 x Ø esterno
Schermatura Shield	---	---	---	---	A treccia - Copertura ≥ 80% Braided coverage ≥ 80%	A treccia - Copertura ≥ 80% Braided coverage ≥ 80%	A treccia - Copertura ≥ 80% Braided coverage ≥ 80%	A treccia - Copertura ≥ 85% Braided coverage ≥ 85%
Velocità di traslazione Traslation's speed	90 mt / min	90 mt / min	120 mt / min	220 mt / min	---	---	---	200 mt / min
Accelerazione Acceleration	4 mt / secq	4 mt / secq	4 mt / secq	10 mt / secq	---	---	---	5 mt / secq



### ETHERNET 4 POLES (2 PAIR)

COD.	RSHV24X04C1159 (F)	RSPV24X04C820 (M)
SPECIFICHE CAVO CABLE SPECIFICATIONS	CAVO PUR POSA FISSA PUR FIXED INSTALL. CABLE	CAVO PUR POSA MOBILE PUR DYNAMIC INSTALL. CABLE
Sezioni Sections	2 x 2 x 24AWG SNVST	2 x 2 x 24AWG SNVST
Diametri Diameter	6.0 +/- 0.2	5.8 +/- 0.2
Guaina Esterna Outer Jacket	PUR Green Ral 6016 Oil resistant STYLE 20549 Flam retardant FT1 Halogen Free	PUR Green Ral 6016 Oil resistant STYLE 20549 Flam retardant FT1 Halogen Free
Norme di riferimento Reference standards	Desina CAT 5E	Desina CAT 5E
Caratteristiche elettriche Electrical characteristics	Nominal capacity 50 pF/m Impedence 100 ohm +/- 15 Transmission speed up to 100 mt - 100 Mbit/s	Nominal capacity 50 pF/m Impedence 100 ohm +/- 15 Transmission speed up to 100 mt - 100 Mbit/s
Temperatura di lavoro Work range	-40 / +80°C Static App.	-50 / +80°C Static App. -40 / +80°C Dynamic App.
Raggio di curvatura Bending radius	8 x Ø esterno	10 x Ø esterno
Schermatura Shield	I - in poliestere / alluminio II - A treccia - Copertura ≥ 85% Braided coverage ≥ 85%	I - in poliestere / alluminio II - A treccia - Copertura ≥ 90% Braided coverage ≥ 90%
Velocità di traslazione Traslation's speed	---	200 m / min
Accelerazione Acceleration	---	10 m / secq

### ETHERNET 8 POLES (4 PAIRS)

COD.	RSFV24X08C877 (F)	RSPV26X08C799 (M)
SPECIFICHE CAVO CABLE SPECIFICATIONS	CAVO PVC POSA FISSA PVC FIXED INSTALL. CABLE	CAVO PUR POSA MOBILE PUR DYNAMIC INSTALL. CABLE
Sezioni Sections	4 x 2 x 24AWG SNVST	4 x 2 x 26AWG SNVST
Diametri Diameter	6.3 +/- 0.2	6.6 +/- 0.2
Guaina Esterna Outer Jacket	PVC Green Ral 6016 Oil resistant STYLE 2571 Flam retardant FT1	PUR Green Ral 5021 Oil resistant STYLE 20233 Flam retardant FT1 Halogen Free
Norme di riferimento Reference standards	CAT 5E	CAT 5E
Caratteristiche elettriche Electrical characteristics	Nominal Capacity 50 pF/m Nominal Impedence 100 ohm +/- 15	Nominal Capacity 48 pF/m Nominal Impedence 100 ohm +/- 15
Temperatura di lavoro Work range	-30 / +80°C Static App.	-40 / +80°C Static App. -20 / +60°C Dynamic App.
Raggio di curvatura Bending radius	10 x Ø esterno	10 x Ø esterno
Schermatura Shield	A treccia - Copertura ≥ 85% Braided coverage ≥ 85%	A treccia - Copertura ≥ 85% Braided coverage ≥ 85%
Velocità di traslazione Traslation's speed	---	200 m / min
Accelerazione Acceleration	---	10 m / secq

### PROFINET / ETHERCAT

COD.	RSFV22X04C818 (F)	AS-21815 (M)
SPECIFICHE CAVO CABLE SPECIFICATIONS	CAVO PVC POSA FISSA PVC FIXED INSTALL. CABLE	CAVO PUR POSA Dynamic PUR DYNAMIC INSTALL. CABLE
Sezioni Sections	2 x 2 x 22AWG Q-R SNVST	2 x 2 x 22AWG Q-R SNVST
Diametri Diameter	6.5 +/- 0.2	6.5 +/- 0.2
Guaina Esterna Outer Jacket	PVC Green Ral 6018 Oil resistant STYLE 2502 Flam retardant	PUR Green Ral 6018 Oil resistant STYLE 20554 Flam retardant Halogen Free
Norme di riferimento Reference standards	CAT 5E	CAT 5E
Caratteristiche elettriche Electrical characteristics	Nomical capacity 46pF/mt Nominal Impedence 100 ohm +/- 15 Transmission speed up to 100 mt - 100 Mbit/s	Nomical capacity 46pF/mt Nominal Impedence 100 ohm +/- 15 Transmission speed up to 100 mt - 100 Mbit/s
Temperatura di lavoro Work range	-30 / +80°C Static App.	-30 / +80°C Static App. -15 / +70°C Dynamic App.
Raggio di curvatura Bending radius	6 x Ø esterno Static App.	6 x Ø esterno Static App. 10 x Ø esterno Dynamic App.
Schermatura Shield	I - in poliestere / alluminio sulle coppie II - A treccia - Copertura ≥ 85% Braided coverage ≥ 85%	I - in poliestere / alluminio sulle coppie II - A treccia - Copertura ≥ 85% Braided coverage ≥ 85%
Velocità di traslazione Traslation's speed	---	200 m / min
Accelerazione Acceleration	---	10 m / secq

### PROFINET / ETHERCAT

COD.	SSFV24X04C1108 (FS)	SSPV24X04C1011 (MS)
SPECIFICHE CAVO CABLE SPECIFICATIONS	CAVO PVC POSA FISSA PVC FIXED INSTALL. CABLE	CAVO PUR POSA Dynamic PUR DYNAMIC INSTALL. CABLE
Sezioni Sections	2 x 2 x 24AWG Q-R SNVST	2 x 2 x 24AWG Q-R SNVST
Diametri Diameter	5.4 +/- 0.2	5.4 +/- 0.2
Guaina Esterna Outer Jacket	PVC Green Ral 6018 Oil resistant STYLE 2502 Flam retardant	PUR Green Ral 6018 Oil resistant STYLE 20236 Flam retardant Halogen Free
Norme di riferimento Reference standards	CAT 5E	CAT 5E
Caratteristiche elettriche Electrical characteristics	Nomical capacity 56pF/mt Nominal Impedence 100 ohm +/- 15	Nomical capacity 56pF/mt Nominal Impedence 100 ohm +/- 15
Temperatura di lavoro Work range	-30 / +80°C Static App.	-40 / +80°C Static App. -15 / +70°C Dynamic App.
Raggio di curvatura Bending radius	7.5 x Ø esterno	7.5 x Ø esterno
Schermatura Shield	I - in poliestere / alluminio sulle coppie II - A treccia - Copertura ≥ 85% Braided coverage ≥ 85%	I - in poliestere / alluminio sulle coppie II - A treccia - Copertura ≥ 85% Braided coverage ≥ 85%
Velocità di traslazione Traslation's speed	---	300 m / min
Accelerazione Acceleration	---	50 m / secq



### SERCOS III

COD.	BSFR22X04C1086 (F)	BSPR22X04C1087 (M)
SPECIFICHE CAVO CABLE SPECIFICATIONS	CAVO PVC POSA FISSA PVC FIXED INSTALL. CABLE	CAVO PUR POSA Dynamic PUR DYNAMIC INSTALL. CABLE
Sezioni Sections	2 x 2 x 22AWG Q-R SNVST	2 x 2 x 24AWG Q-R SNVST
Diametri Diameter	6.5 +/- 0.2	6.5 +/- 0.2
Guaina Esterna Outer Jacket	PVC Red Ral 3020 Oil resistant STYLE 2502 Flam retardant	PUR Red Ral 3020 Oil resistant STYLE 20554 Flam retardant Halogen Free
Norme di riferimento Reference standards	CAT 5E	CAT 5E
Caratteristiche elettriche Electrical characteristics	Nomical capacity 46pF/mt Nominal Impedence 100 ohm +/- 15 Transmission speed up to 100 mt - 100 Mbit/s	Nomical capacity 46pF/mt Nominal Impedence 100 ohm +/- 15 Transmission speed up to 100 mt - 100 Mbit/s
Temperatura di lavoro Work range	-30 / +80°C Static App.	-30 / +80°C Static App. -15 / +70°C Dynamic App.
Raggio di curvatura Bending radius	6 x Ø esterno Static App.	6 x Ø esterno Static App. 10 x Ø esterno Dynamic App.
Schermatura Shield	I - in poliestere / alluminio sulle coppie II - A treccia - Copertura ≥ 85% Braided coverage ≥ 85%	I - in poliestere / alluminio sulle coppie II - A treccia - Copertura ≥ 85% Braided coverage ≥ 85%
Velocità di traslazione Traslation's speed	---	200 m / min
Accelerazione Acceleration	---	10 m / secq

### PROFIBUS

COD.	BSPF22X02C1173 (F)	BSPP22X02C216 (M)
SPECIFICHE CAVO CABLE SPECIFICATIONS	CAVO PVC POSA FISSA PVC FIXED INSTALL. CABLE	CAVO PUR POSA MOBILE PUR DYNAMIC INSTALL. CABLE
Sezioni Sections	(1 x 2 x 0.64 Ø) SNVST	(1 x 2 x 0.64 Ø) SNVST
Diametri Diameter	7.7 +/- 0.2	7.8 +/- 0.2
Guaina Esterna Outer Jacket	PVC Violet Ral 4001 Oil resistant --- STYLE 2464 Flam retardant FT1	PUR Violet Ral 4001 Oil resistant UL758/ UL2556/ EN50363-10-2 STYLE 20549 Flam retardant FT2 Halogen Free
Norme di riferimento Reference standards	Desina	Desina
Caratteristiche elettriche Electrical characteristics	Nominal Impedence 150 ohm +/- 15 Transmission speed up to 200 mt - 12 Mbit/s	Nominal capacity 50 pf/m Impedence 100 ohm +/- 15 Transmission speed up to 200 mt - 12 Mbit/s
Temperatura di lavoro Work range	-20 / +80°C Static App.	-30 / +80°C Static App. -15 / +70°C Dynamic App.
Raggio di curvatura Bending radius	5 x Ø esterno Static App.	5 x Ø esterno Static App. 10 x Ø esterno Dynamic App.
Schermatura Shield	I - in poliestere / alluminio II - A treccia - Copertura ≥ 80% Braided coverage ≥ 80%	I - in poliestere / alluminio II - A treccia - Copertura ≥ 85% Braided coverage ≥ 85%
Velocità di traslazione Traslation's speed	---	300 m / min
Accelerazione Acceleration	---	40 m / secq

### CAN OPEN

COD.	BSPF22X04C166 (F)	BSPP22X04C627 (M)
SPECIFICHE CAVO CABLE SPECIFICATIONS	CAVO PVC POSA FISSA PVC FIXED INSTALL. CABLE	CAVO PUR POSA MOBILE PUR DYNAMIC INSTALL. CABLE
Sezioni Sections	2 x 2 x 22AWG ST	2 x 2 x 22AWG ST
Diametri Diameter	7 +/- 0.2	7.4 +/- 0.2
Guaina Esterna Outer Jacket	PVC Violet Ral 4001 Oil resistant UL 1581 STYLE 2502 Flam retardant FT1	PUR Violet Ral 4001 Oil resistant UL 1581 STYLE 20236 Flam retardant FT1 Halogen Free
Norme di riferimento Reference standards	Desina Classe 2	Desina Classe 6
Caratteristiche elettriche Electrical characteristics	Nominal Capacity 50 pf/m Nominal Impedence 120 ohm Transmission speed up to 40 mt - 1000 Kbit/s	Nominal Capacity 50 pf/m Nominal Impedence 120 ohm Transmission speed up to 40 mt - 1000 Kbit/s
Temperatura di lavoro Work range	-20 / +80°C Static App.	-20 / +80°C Static App. -15 / +70°C Dynamic App.
Raggio di curvatura Bending radius	5 x Ø esterno	10 x Ø esterno
Schermatura Shield	A treccia - Copertura ≥ 85% Braided coverage ≥ 85%	A treccia - Copertura ≥ 85% Braided coverage ≥ 85%
Velocità di traslazione Traslation's speed	---	200 m / min
Accelerazione Acceleration	---	10 m / secq

### DEVICENET

COD.	BSPF22X04C221 (F)	BSPP22X04C222 (M)
SPECIFICHE CAVO CABLE SPECIFICATIONS	CAVO PVC POSA FISSA PVC FIXED INSTALL. CABLE	CAVO PUR POSA MOBILE PUR DYNAMIC INSTALL. CABLE
Sezioni Sections	(2 x 24awg) SN + (2 x 22awg) SNVST	(2 x 24awg) SN + (2 x 22awg) SNVST
Diametri Diameter	7 +/- 0.2	7 +/- 0.2
Guaina Esterna Outer Jacket	PVC Violet Ral 4001 Oil resistant ISO 6722 STYLE 2464 Flam Test FT1	PUR Violet Ral 4001 Oil resistant ISO 6722/ UL1581/ IEC60811-2-1 STYLE 20233 Flam Test FT1
Norme di riferimento Reference standards	Desina	Desina
Caratteristiche elettriche Electrical characteristics	Nominal Impedence 120 ohm +/- 12 Transmission speed up to 200 mt - 500 Kbit/s	Nominal Impedence 120 ohm +/- 12 Transmission speed up to 200 mt - 500 Kbit/s
Temperatura di lavoro Work range	-25 / +80°C Static App. -5 / +80°C Dynamic App.	-40 / +80°C Static App. -20 / +70°C Dynamic App.
Raggio di curvatura Bending radius	10 x Ø esterno	5 x Ø esterno Static App. 10 x Ø esterno Dynamic App.
Schermatura Shield	I - in poliestere / alluminio sulle coppie II - A treccia - Copertura ≥ 65% Braided coverage ≥ 65%	I - in poliestere / alluminio sulle coppie II - A treccia - Copertura ≥ 65% Braided coverage ≥ 65%
Velocità di traslazione Traslation's speed	---	300 m / min
Accelerazione Acceleration	---	40 m / secq





A large, empty grid of small squares, intended for handwritten notes or annotations.







## **CONDIZIONI GENERALI DI VENDITA**

### **Clausole generali**

Le vendite sono assoggettate alle seguenti condizioni che prevalgono su tutte le condizioni di acquisto, salvo deroghe formali espressamente concordate con noi.

### **Prodotti**

Alcuni articoli del nostro catalogo possono cambiare nel corso dell'anno senza preventivo avviso da parte nostra.

### **Reclami**

Il cliente ha l'obbligo di controllare la merce immediatamente alla consegna e di fare eventuale reclamo direttamente al corriere. Non sono accettati reclami postumi.

### **Responsabilità**

Eventuali difetti funzionali prevedono la sostituzione del prodotto NON conforme escludendo ogni tipo di costo relativo a danni indiretti salvo espressamente concordato da contratto di compravendita.

### **Garanzia**

Un anno dalla data di consegna, previo corretto utilizzo nel rispetto delle caratteristiche dei materiali impiegati.

## **GENERAL CONDITIONS OF SALE**

### **General**

*These conditions apply to all the company's sales and prevail over all others sales conditions unless expressly agreed with us.*

### **Products**

*Some items from our catalog can be modified or updated during the year without prior notification.*

### **Complaints**

*Purchaser shall thoroughly check the goods upon delivery and submit all complaints, particularly those regarding the quality or quantity of the goods, directly to the courier. All belated complaint shall be null and void.*

### **Responsibility**

Any functional defects involving replacement of the product does NOT conform excluding any type of expense relating to consequential damages unless expressly agreed in the contract of sale.

### **Warranty**

*One year from the delivery date. No warranty claims will be accepted in case of improper use or carelessness towards materials characteristics.*